



**United States
Department of
Agriculture**



StrikeForce Initiative for Rural Growth and Opportunity

TENNESSEE

www.usda.gov/strikeforce

Tennessee Fast Facts - 2015

StrikeForce State Since:	2015
State's Overall Poverty Rate:	17.8%
State's Child Poverty Rate:	25.7%
Number of StrikeForce Counties:	53
Total Outreach Events:	252
Number of Community Partners:	76
Total USDA Projects:	4,383
Total USDA Investment:	\$499.7 million

Contacts

Contact us to be a partner, or to learn more about StrikeForce opportunities:

John.Rissler@tn.usda.gov
(615) 277-2576

Congressional Inquiries:
(202) 720-7095

Media Inquiries:
(202) 720-4623

Some of Our StrikeForce Community Partners

Agribusiness Committee of Greene County
AgriCenter International
Centro Hispano de East Tennessee
Greeneville Farmers Market
Landmark Training & Development Corp.
National Exchange Club
Roots Memphis
Rural Resources of Greene County
Southern Foodways Alliance
Tennessee Disabled American Veterans
Urban Farms Memphis/Binghampton
Development Corp.
Monroe County Boys and Girls Club

Currently, 85 percent of our country's persistent poverty counties are in rural America. More than one third of rural Americans, and one in four rural children live in poverty. Kids growing up in families earning twice the poverty threshold are nearly three times as likely as other children to have poor health, are more likely to finish two fewer years of school, and are more likely to earn half as much money in their adult lives.

Growing the economy by investing in rural communities and increasing opportunities for families is key to our Nation's future. In 2010, Secretary Vilsack established USDA's StrikeForce Initiative for Rural Growth and Opportunity to address the specific challenges associated with rural poverty. Since then, StrikeForce teams have collaborated with more than 1,500 community partners and public entities to bring targeted assistance to rural areas experiencing chronic poverty.

These efforts have invested more than \$23.5 billion to create jobs, build homes, feed kids, assist farmers and conserve natural resources across more than twenty states. In 2016, StrikeForce expanded to include Florida, Missouri, Montana, and Ohio. Now, USDA StrikeForce teams will operate in 970 counties in 25 states and Puerto Rico. Each StrikeForce project is a commitment to America's economic future.

StrikeForce At Work

Tennessee's USDA Farm Service Agency and Natural Resource and Conservation Service presented technical workshops at the two first sessions of the Tennessee New Farmer Academy at Tennessee State University this fiscal year. The USDA agencies' workshops focused on program and loan information that beginning farmers need to know for their agricultural operations to get off to a good start and succeed. The New Farmer Academy is for new owners and potential owners of small farms who want training on ways to best utilize their land for crops and livestock. The program offers information about opportunities for new farmers to expand into different areas of production, gain access to and knowledge about federal funds and programs, and to develop new marketing strategies to make them successful in business. The New Farmer Academy coordinator and lead trainer asked USDA to advise and assist the Academy in the future.

The New Farmer Academy is funded in part by part of a \$188,055 grant to educate and provide technical assistance to agriculture operators and businesses distributed through the Outreach and Assistance for Socially Disadvantaged Farmers and Ranchers Grant Program. The initial participants included Women, African and African-Americans, Veterans and Youth.

The strong interconnected and collaborative nature of USDA in Tennessee is clearly evident in the relationship USDA agencies enjoy with TSU's Cooperative Extension Program and NIFA. FSA, NRCS, and RD regularly provide technical assistance workshops, presentations, and exhibits at TSU outreach conferences and events throughout the state and throughout the year. USDA agencies participate in the University's career development and recruiting events. TSU receives 1890s grants from USDA and special projects grants through Rural Development.


StrikeForce Initiative for Rural Growth and Opportunity in Tennessee

www.usda.gov/strikeforce

4,383 Projects in 2015 = \$499.7 Million Invested



111
Jobs Created
or Saved



4,439,144
Summer
Meals for Kids



516
Farmers
Assisted



7,760
Home
Investments

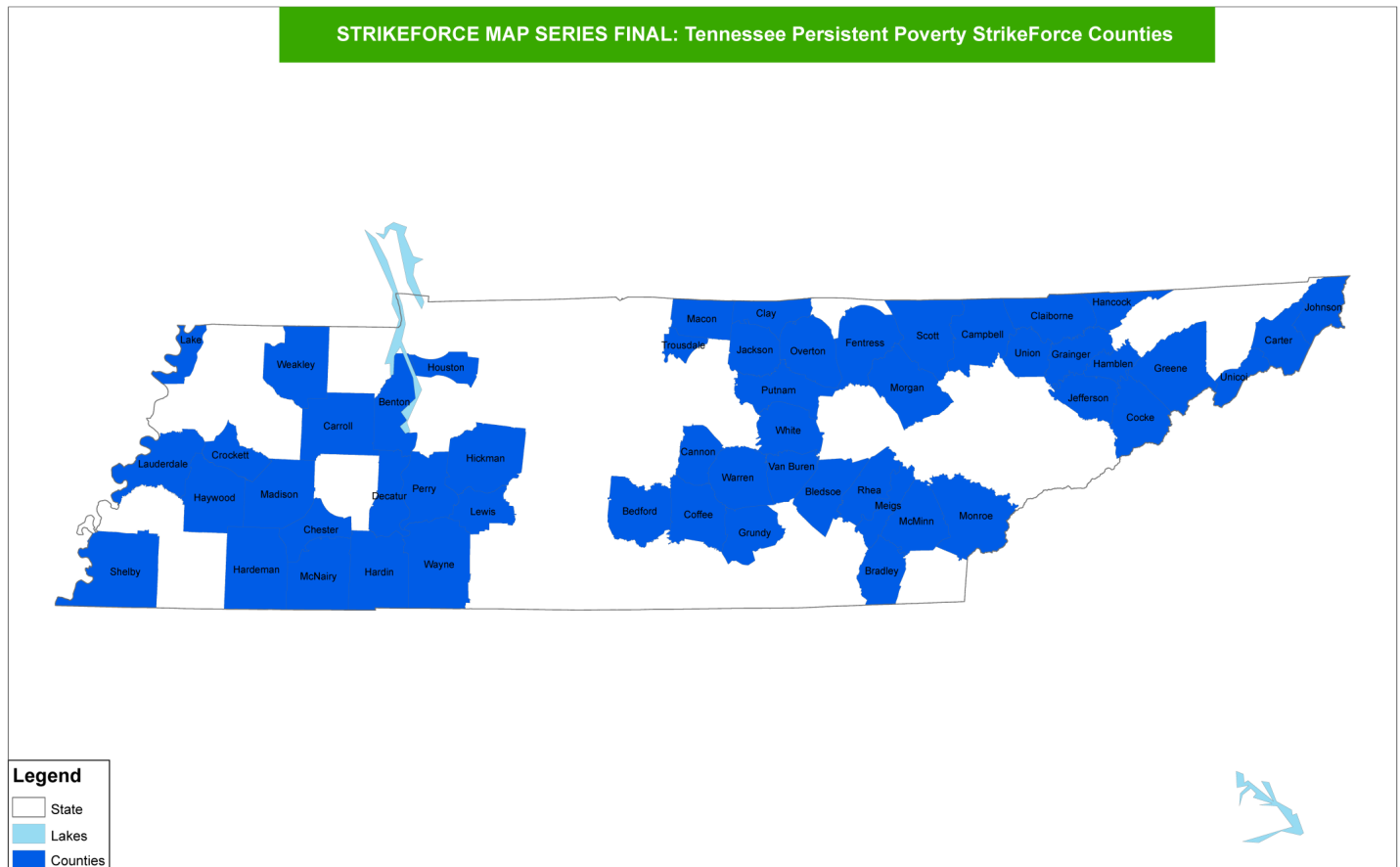


734
Conservation
Efforts



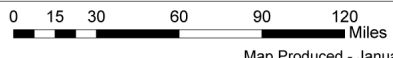
UNITED STATES DEPARTMENT OF AGRICULTURE

STRIKEFORCE MAP SERIES FINAL: Tennessee Persistent Poverty StrikeForce Counties



Data Sources: May Current Data From The Following Sources:
 ERIE World Physical Map Base Data Layers
 2000 CENSUS TIGER Data - CENSUS_TIGR00
 2010 CENSUS TIGER Data - CENSUS_TIGR10
 USGS National State Boundaries data set
 NCEES - ERS FY2010 School Lunch Participation CORE Data
 From U.S. Department of Education National Center For Education
 Statistics, nces.ed.gov/ipeds/data/colleges/colleges.asp
 USDA-NRCS Data Serv. Marketing RD Program Specific Data
 USDA-RUS, RUS, RHE, OAMC/O Data Sources
 USDA/OCE/EMO Departmental Data Resources
 Housing and Urban Development Data
 Environmental Protection Agency Data
 Title Atlas 2008

MAP PRODUCED BY:
 Rural Development Specialist Program
 1400 Independence Ave., SW
 8th Floor, Room 8150, Stop 1534
 Washington, DC 20250
 For information and comments please contact:
 Pat Patterson (pat.patterson@wd.usda.gov)
 USDA, Rural Development
 OAM C/O: Development Program
 1400 Independence Ave., SW
 8th Floor, Room 8150, Stop 1534
 Washington, DC 20250
<http://www.usda.gov>
<http://www.usda.gov>



Map Produced - January 10, 2013

USDA is an equal opportunity provider and employer

USDA strives to make the information on this map as accurate as possible. However, USDA makes no guarantee, claim, or promise about the accuracy, timeliness, or completeness of this information. The data may not have the accuracy, timeliness, completeness, timeliness, or other characteristics necessary for applications that require a high level of accuracy. No warranty is made by USDA for use of the data for purposes not intended by USDA. This information may change over time. USDA obtains data from sources requiring no fee and from governmental and commercial sources. USDA does not warrant the accuracy and completeness of any information received. References to any product or service are not intended as an endorsement by USDA. The information on this map is provided as a public service and is not intended to be used for any purpose other than that for which it was provided. In no event shall USDA have any liability whatsoever for payment of any reasonable, incidental, special, or lost damages of any kind arising out of the use of or reliance on the geographic data on this map. It is the user's responsibility to verify the accuracy of any information on this map.