

**United States Department of Agriculture
Forest Service**



**Fiscal Year 2011
President's Budget
Budget Justification**

**USDA Forest Service
FY 2011 Budget Justification
Table of Contents**

	<u>Page</u>
Overview / Highlights.....	1-1
Budget at a Glance.....	2-1
Strategic Plan and Performance Management.....	3-1
Appropriation Language Changes.....	4-1
Forest and Rangeland Research.....	5-1
State and Private Forestry.....	6-1
Forest Health Management.....	6-3
Federal Lands.....	6-6
Cooperative Lands.....	6-9
Cooperative Fire Protection.....	6-12
State Fire Assistance.....	6-13
Volunteer Fire Assistance.....	6-15
Cooperative Forestry.....	6-17
Forest Stewardship.....	6-18
Forest Legacy Program.....	6-21
Community Forest and Open Space Conservation.....	6-25
Urban and Community Forestry	6-27
Economic Action Programs.....	6-30
Forest Resources Information and Analysis.....	6-31
International Forestry.....	6-33
National Forest System.....	7-1
Integrated Resource Restoration.....	7-4
Land Management Planning.....	7-11
Inventory and Monitoring.....	7-16
Recreation, Heritage, and Wilderness.....	7-19
Grazing Management.....	7-24
Minerals and Geology Management.....	7-27
Landownership Management.....	7-32
Law Enforcement Operations.....	7-37
Valles Caldera National Preserve.....	7-40

Capital Improvement and Maintenance	8-1
Facilities.....	8-2
Roads.....	8-10
Trails.....	8-14
Deferred Maintenance and Infrastructure Improvement.....	8-17
Legacy Roads and Trails.....	8-19
Land Acquisition	9-1
Acquisition of Lands for National Forests Special Acts.....	9-1
Acquisition of Lands to Complete Land Exchanges.....	9-1
Other Appropriations	10-1
Range Betterment Fund.....	10-1
Gifts, Donations, and Bequests for Forest and Rangeland Research.....	10-3
Management of National Forest Lands for Subsistence Uses	10-4
Wildland Fire Management	11-1
Preparedness.....	11-3
Suppression.....	11-7
Fire Operations—Other	11-11
Hazardous Fuels.....	11-12
Rehabilitation and Restoration.....	11-16
Research and Development.....	11-18
Joint Fire Science Program.....	11-20
Forest Health Management—Federal Lands.....	11-22
Forest Health Management—Cooperative Lands.....	11-24
State Fire Assistance.....	11-26
Volunteer Fire Assistance.....	11-28
FLAME Wildfire Suppression Reserve Fund	12-1
Presidential Wildland Fire Contingency Reserve	13-1
Permanent Appropriations	14-1
Brush Disposal.....	14-3
Licensee Program (Smokey Bear and Woodsy Owl).....	14-5
Restoration of National Forest Lands and Improvements.....	14-6
Recreation Enhancement Program.....	14-8
Land and Facility Enhancement Fund.....	14-10
Timber Purchaser Election Road Construction.....	14-16
Timber Salvage Sales.....	14-18
Stewardship Contracting.....	14-20
Timber Sales Pipeline Restoration Fund.....	14-23
Forest Botanical Products.....	14-26
Roads and Trails (10 Percent) Fund.....	14-28
Midewin National Tall Grass Prairie Rental Fee Fund.....	14-30

Midewin National Tall Grass Prairie Restoration Fund.....	14-31
Operation and Maintenance of Quarters.....	14-32
Land Between the Lakes Management Fund.....	14-33
Valles Caldera Fund.....	14-35
Administration of Rights-of-Way and Other Land Uses.....	14-37
Payment Funds.....	14-40
Trust Funds.....	15-1
Cooperative Work Trust Fund—Knutson-Vandenberg (K-V) Fund.....	15-2
Cooperative Work Trust Fund—Other	15-5
Land Between the Lakes Trust Fund.....	15-7
Reforestation Trust Fund.....	15-9
Special Exhibits	16-1
1 ARRA Economic Recovery.....	16-2
2 Centralized Business Services.....	16-7
3 Chief’s Reserve Fund	16-9
4 Climate Change	16-12
5 Conservation Education	16-16
6 Cost Pools	16-18
7 Deferred Maintenance and Asset Management.....	16-25
8 Facilities Maintenance Assessment	16-29
9 Fire Transfers	16-32
10 Knutson-Vandenberg (K-V) Financial Status	16-33
11 National Scenic and Historic Trails	16-34
12 Office of General Counsel Reimbursement	16-38
13 Office of Tribal Relations	16-39
14 Partnerships	16-40
15 Reforestation	16-46
16 Rehabilitation of Burned Areas.....	16-49
17 Research and Development Threat Assessment Centers	16-51
18 Service First	16-54
19 Sustainable Operations	16-56
20 Unobligated Balances	16-58
21 USDA Working Capital Fund and Greenbook Charges	16-60
22 Wood Education and Resource Center	16-74
23 Working Capital Fund - Forest Service	16-76
24 Working Capital Fund - Forest Service Fleet Management.....	16-77
Authorities.....	17-1



US Forest Service Fiscal Year 2011 President’s Budget in Brief



Table of Contents

The FY 2011 Budget Overview.....	3
Forest Service Mission, Goals, and Objectives.....	8
Forest Service Organization.....	9
Ten-Year Graph of Forest Service Budget Authority.....	12
Three-Year Budget Summary of Appropriations.....	13
Three-Year Budget Summary of Full-Time Equivalents.....	16
Three-Year Receipts by Source and Payments to States.....	19
Activity Output Table.....	22
FY 2011 Facilities Major Projects.....	33
FY 2011 Proposed Land Acquisition Program.....	38
FY 2011 Proposed Forest Legacy Program.....	39



(Page intentionally left blank)



Overview

The U.S. Forest Service sustains the health, diversity, and productivity of the Nation’s forests and grasslands; directly manages 193 million acres of national forests and grasslands; provides States, tribes, and private forest landowners with technical and financial assistance; and conducts innovative research on sustaining forest resources for future generations.

The fiscal year (FY) 2011 President’s budget request for the Forest Service totals \$5.38 billion in discretionary appropriations, a \$23 million program increase over the FY 2010 enacted level. This budget reflects our Nation’s highest priorities, acts to save and create new jobs, and lays a new foundation of economic growth, especially in rural areas.

The FY 2011 budget for the Forest Service supports the Administration’s priorities for maintaining and enhancing the resiliency and productivity of America’s forests through five key initiatives: Restoring and Sustaining Forest Landscapes; Protecting and Enhancing Water Resources and Watershed Health; Making Landscapes More Resilient to Climate Change; Responsibly Budgeting for Wildfire; and Creating Jobs and Sustainable Communities.

The budget includes an increase of \$38 million for pay and inflation. This will allow the Forest Service to pay for the civilian pay raise and other pay cost increases, such as the increase in retirement and other employee benefits tied to salary levels. Without this increase, the Forest Service would still need to fund the pay increase of its permanent workforce, but would do so by curtailing other programs, such as hiring fewer seasonal employees, not filling critical vacancies, or conducting less work through contractors, grants, or agreements.

The FY 2011 President’s Budget

	FY 2010 Enacted	Pay & Other Cost Changes	Program Changes	FY 2011 President's Budget
Annual Appropriations				
Discretionary Funds				
Forest & Rangeland Research	\$312,012	\$3,042	-\$10,700	\$304,354
State & Private Forestry	\$308,061	\$1,282	\$12,250	\$321,593
National Forest System	\$1,551,339	\$14,155	\$20,225	\$1,585,719
Capital Improvement & Maintenance	\$556,053	\$3,531	-\$121,191	\$438,393
Land Acquisition	\$64,822	\$80	\$10,062	\$74,964
Other Appropriations	\$6,232	\$24	\$0	\$6,256
Wildland Fire Management	\$2,103,737	\$16,180	-\$47,567	\$2,072,350
FLAME Wildfire Suppression Reserve Fund	\$413,000		-\$122,000	\$291,000
Presidential Wildland Fire Contingency Reserve	\$0		\$282,000	\$282,000
Discretionary Funds Total	\$5,315,256	\$38,294	\$23,079	\$5,376,629
Mandatory Appropriations	\$907,441	\$0	-\$92,798	\$814,643
Supplemental & Emergency Funding	\$0	\$0	\$0	\$0
Supplemental & Emergency Funding - ARRA	\$0	\$0	\$0	\$0
Supplemental & Emergency Funding - Fire	\$0	\$0	\$0	\$0
Grand Total, Forest Service	\$6,222,697	\$38,294	-\$69,719	\$6,191,272



FY 2011 Forest Service Budget Context

A healthy and prosperous America relies on healthy forests and grasslands and the benefits they provide: clean air and water, carbon storage, renewable energy, food and fiber, fertile soils, wildlife habitat, and recreation opportunities. The threats facing our lands and natural resources – climate change, increasing wildfires, and development pressures – do not stop at ownership boundaries. Healthy forests and grasslands are elements of integrated landscapes that need to be restored, conserved, and managed across all land, from remote wildlands to urban centers.

Fully developing and implementing a shared vision for America's Forests will require collaboration and input from a diverse coalition of partners and stakeholders. The FY 2011 budget for the Forest Service supports the Administration's priorities for maintaining and enhancing the resiliency and productivity of America's forests through five central objectives:

1. Restoring and Sustaining Forest Landscapes
2. Protecting and Enhancing Water Resources and Watershed Health
3. Making Landscapes More Resilient to Climate Change
4. Responsibly Budgeting for Wildfire
5. Creating Jobs and Sustainable Communities

These objectives are interconnected and complementary, so on-the-ground projects will incorporate and achieve strategic actions from multiple objectives, using an all-lands approach.

Restoring and Sustaining Forest Landscapes

When the health and integrity of our lands deteriorate, so do the environmental, economic, and social benefits they provide, with enormous impacts on drinking water, carbon emissions, climate, wildlife, recreation, community health, and prosperity. To maintain these vital functions, the Forest Service will work with partners to restore and sustain forest landscapes and provide incentives to prevent the loss of private forests and other working lands to development. This budget request supports the Secretary's vision of implementing an all-lands restoration framework and will focus much of the Agency's work in high-priority watersheds and landscapes. The Forest Service is poised to make strong advances toward sustaining Nation's most critical forests and grasslands.

The Forest Service proposes a restructuring of the Agency budget to enable high priority restoration work to occur. A new budget line item, Integrated Resource Restoration, is proposed, which will combine the Forest Products, Vegetation and Watershed Management, and Wildlife and Fisheries Management line items from FY 2010. The FY 2011 budget proposes directing \$694 million to Integrated Resource Restoration, allowing the agency to refocus its resources on mitigating threats to ecosystem sustainability and resiliency, including climate change, increased wildfires, and disease and insect infestations. This change will enhance the agency's ability to provide strong accountability for the use of stewardship contracting to meet restoration objectives, and will reinforce the cultural transition of the agency to using forest product removal for restoration purposes.

Using the authorities provided through the Forest Landscape Restoration Title of the Omnibus Public Land Management Act of 2009 (16 U.S.C. 7303), the Forest Service proposes directing \$40 million to the Collaborative Forest Landscape Restoration Fund, the full amount authorized by law. Through close



coordination with other landowners, the Forest Service will encourage collaborative solutions at the landscape scale. The Collaborative Forest Landscape Restoration Program will leverage local resources with national and private resources; increase effectiveness of wildfire management actions, including through reestablishing natural fire regimes and reducing the risk of uncharacteristic wildfire; demonstrate the use of ecological restoration to achieve watershed health objectives; and encourage utilization of forest restoration by-products to offset treatment costs and benefit local rural economies.

Protect and Enhance Water Resources and Watershed Health

Forests are vital to providing clean and abundant water for America. Our National Forests and Grasslands are the source of fresh water for more than 60 million people from coast to coast. More than half of the Nation's forests are privately owned, and more than a quarter of our fresh water flows from and is filtered by these lands. The threats of climate change, catastrophic fire, invasive pests, severe storm events, and increasing development pressures impact the quantity, availability, and quality of America's water resources and the health of its watersheds. The Forest Service will promote the restoration and maintenance of watersheds to ensure abundant clean water, the protection of soils, and the health of aquatic and terrestrial ecosystems.

The Forest Service is proposing to invest \$50 million to improve watershed conditions through the new Priority Watersheds and Job Stabilization initiative as part of the Integrated Resource Restoration budget line item in the National Forest System Appropriation. Under this initiative, priority watersheds will be identified through a rapid watershed assessment. Large-scale (greater than 10,000 acres) watershed restoration projects within these priority watersheds will be selected through a national prioritized process which favors projects that demonstrate coordination with other Federal and State land management agencies or are in areas identified in State Forest Assessments; improve watershed function and health; create jobs or will contribute to job stability; and create or maintain biomass or renewable energy development. Restoration projects will clearly track accomplishments by evaluating change in watershed condition and counting the number of jobs created.

Making Landscapes More Resilient to Climate Change

Broad scientific consensus confirms that global climate change is real and that the impacts are dramatically altering forests and grasslands and the goods and services they provide. Many of the most urgent forest and grassland management problems of the past 20 years—wildfires, changing water regimes, and expanding forest insect infestations—have been driven, in part, by changing climate; future impacts are projected to be even more severe. America's forests and rangelands are critical components of the Nation's response to climate change. Managing them to better adapt to both current and future climates will help ensure that they continue to produce needed goods and services, including sequestration of heat-trapping gases that cause global warming.

In FY 2010, regional offices, research stations, the Northeastern Area, and the International Institute of Tropical Forestry are working with program staffs in the Chief's Office to develop plans to integrate our research, management, and landowner assistance programs to address climate change. This effort involves collaboration with other Federal, State, Tribal, and private landowners and communities. These plans will build on the long Forest Service history of managing ecosystems to maintain and enhance their resilience to stress. A number of forests have already established climate change adaptation plans. In FY 2011, the Forest Service will continue these efforts, and the application of science-based tools built on more than 20 years of climate change research.



The agency will submit a report to Congress describing in detail all obligations and expenditures, domestic and international, for climate change programs and activities in fiscal year 2009 and fiscal year 2010. The report will be submitted to the Appropriations Committees of both the House and the Senate, 120 days after the President's Budget Justification is submitted to Congress as directed in the FY 2010 appropriations bill.

Responsibly Budgeting for Wildfire

This budget request continues to support the Presidential Initiative from FY 2010 to responsibly budget for wildfire by proposing a three-tiered system for wildland fire attack. The request includes a request of \$886 million to fully fund suppression costs. Costs are split into \$595 million to fund the Suppression account, and \$291 million to fund the new FLAME Act Fund. FLAME Act Funds will be available to the Secretary of Agriculture to be transferred into the Suppression account when the Suppression account is nearly exhausted and/or certain objective criteria are met as fires escape initial response.

In recognition that \$886 million may not be sufficient if the fire season is particularly long or severe, a \$282 million discretionary Presidential Wildland Fire Contingency Reserve for fighting catastrophic wildfires is also proposed. Funds in the Contingency Reserve would be in a separate Treasury account, available to the Forest Service subject to depletion of the Suppression account and FLAME Act Fund, and after the issuance of a Presidential finding that the funds are necessary. This three-tiered system will provide adequate funding for fire suppression and allow for other critical Forest Service activities to continue while reducing the likelihood of disruptive transfers from non-fire accounts.

This budget request also properly realigns Preparedness and Suppression funding by shifting funds from the Suppression account into Preparedness. This shift is based on a realignment of the costs that have been shifted into the Suppression account during the past 6 years; FY 2005 – FY 2010. These program readiness costs have been shifted back into the Preparedness account resulting in an increased Preparedness request and a decreased Suppression request with no net change in resource availability from FY 2010. This ensures that preparedness costs are fully identified and separate from the costs of fire suppression.

In FY 2011, the Forest Service proposes \$349 million to reduce hazardous fuels on approximately 1.6 million acres of national forest and adjacent lands, focusing on treating acres in the wildland urban interface (WUI), with Community Wildfire Protection Plans (CWPPs) identifying areas to be treated. The strategy of focusing on high priority fuels within the WUI will help deter large, destructive, and costly wildfires, thereby protecting communities invested in implementing local solutions to protection against fire, reducing safety risks to firefighters and the public and reducing wildfire suppression costs. In FY 2011, all Hazardous Fuels funds will be allocated to the regions using a newly modified Hazardous Fuels Prioritization Allocation System (HFPAS), which will rank and prioritize hazardous fuels projects nationally. Prioritizations will be based on factors such as fire potential, values at risk, efficiency of treatments, and effectiveness of treatments with an emphasis and focus on WUI.

The Forest Service will continue to deploy analytic support tools to improve fire incident and program decision-making, and agency accountability. A number of Wildland Fire Decision Support Systems (such as FSPro, which models fire behavior, and RAVAR, which models values at risk from fire) provide real-time support to fire managers implementing Risk-Informed Management. These efforts are coupled with program reforms such as strategic and operational protocols, improved oversight, and use of a risk management framework that ensure fire management resources are appropriately focused. The Forest Service, in collaboration with the Department of the Interior, is updating the fire planning and budget



analysis process through the Fire Program Analysis system. In summary, the budget promotes safe, cost-effective and accountable outcomes from investments made in managing fire on landscapes.

Creating Jobs and Sustainable Communities

The restoration and conservation of forests and working lands can provide jobs and support sustainable communities—generating economic value by attracting tourism and recreation visitors, sustaining green jobs, and producing timber and other forest products, food, and energy. Our forests are also of immense social importance, enhancing rural quality of life, sustaining scenic and culturally important landscapes, oftentimes defining the essence of a community.

The 2011 President's Budget builds off of the investments made through the American Recovery and Reinvestment Act of 2009 (ARRA). The ARRA provided \$1.15 billion to the Forest Service over two years in order to create jobs and promote economic recovery, especially to those areas which the recession has impacted most. As of the end of calendar year 2009, the Forest Service has announced more than 500 projects in 47 states, and these are estimated to create over 20,000 new private sector jobs across the Country. Many of the projects address high-priority forestry needs, such as fuels and forest health treatments and biomass utilization. Our involvement has helped to stimulate collaborative efforts related to restoration, climate change, fire and fuels, and landscape-scale conservation.

Conclusion

The Forest Service presents its FY 2011 budget positioned to fulfill its mission of restoring and sustaining the health, diversity, and productivity of the Nation's forests and grasslands to meet the needs of present and future generations. The budget supports responsible budgeting for wildfires; reducing the maintenance backlog of facilities, roads, and trails on National Forest System lands; recovering the economy, conserving new lands, and responding to climate change. This suite of monetary and management foci enable the Forest Service to address challenges while continuing to conduct research, provide assistance to landowners and resource managers, and steward national forests and grasslands.



Forest Service Mission, Goals, and Objectives

Mission

Sustain the health, diversity, and productivity of the Nation's forests and grasslands to meet the needs of present and future generations.

This mission stems from the relationship between the American people and their natural resource heritage. This relationship is characterized by the principles of sustaining our natural resources for future generations, fostering personal and community well-being, and providing economic wealth for the Nation.

Goals and Objectives

The Forest Service Strategic Plan for FY 2007 – 2012 outlines the agency's over-arching goals and objectives. The seven strategic goals follow:

Goal 1. Restore, Sustain, and Enhance the Nation's Forests and Grasslands

Goal 2. Provide and Sustain Benefits to the American People

Goal 3. Conserve Open Space

Goal 4. Sustain and Enhance Outdoor Recreation Opportunities

Goal 5. Maintain Basic Management Capabilities of the Forest Service

Goal 6. Engage Urban America with Forest Service Programs

Goal 7. Provide Science-Based Applications and Tools for Sustainable Natural Resources
Management

Strategic objectives in each goal (outlined in the Strategic Plan and Performance Management Chapter of the Budget Justification) include indicators of agency performance, with baselines and FY 2012 targets. Means and strategies by which agency programs accomplish strategic goals and objectives are provided. Foundational business management standards are also documented.



Forest Service Organization

The Chief of the Forest Service is a career Federal employee who oversees the entire agency. The Chief reports to the Under Secretary for Natural Resources and Environment in the U.S. Department of Agriculture (USDA), an appointee of the President confirmed by the Senate. The Chief's staff provides broad policy and direction for the agency, works with the Administration to develop a budget to submit to Congress, provides information to Congress on accomplishments, and monitors activities of the agency. There are four deputy chiefs for the following areas: National Forest System; State and Private Forestry; Research and Development; and Business Operations.

The Forest Service organization includes ranger districts, national forests, and regions; research stations and research work units; and the Northeastern Area Office for State and Private Forestry. Each level has responsibility for a variety of functions.

Ranger District: The Forest Service has more than 600 ranger districts. Each district has a staff of 10 to 100 people under the direction of a district ranger, a line officer who reports to a forest supervisor. The districts vary in size from 50,000 acres to more than 1 million acres. Most on-the-ground activities occur on ranger districts, including trail construction and maintenance, operation of campgrounds, and management of vegetation and wildlife habitat.

National Forest: The Forest Service oversees 155 national forests and 20 grasslands. Each administrative unit is typically comprised of several ranger districts, under the overall direction of a forest supervisor. Within the supervisor's office, the staff coordinates activities among districts, allocates the budget, and provides technical support to each district. Forest supervisors are line officers and report to regional foresters.

Region: The Forest Service has nine regions, each encompassing a broad geographic area, and headed by a regional forester who reports directly to the Chief. The regional forester has broad responsibility for coordinating activities among the various forests within the region, for providing overall leadership for regional natural resource and social programs, and for coordinating regional land use planning.

Northeastern Area: The Northeastern Area Office for State and Private Forestry includes three field offices and Grey Towers Historic Site. The area director, like regional foresters, reports directly to the Chief. The area director leads and helps support sustainable forest management and use across the landscape to provide benefits to the people of the 20 Northeastern and Midwestern States and the District of Columbia.

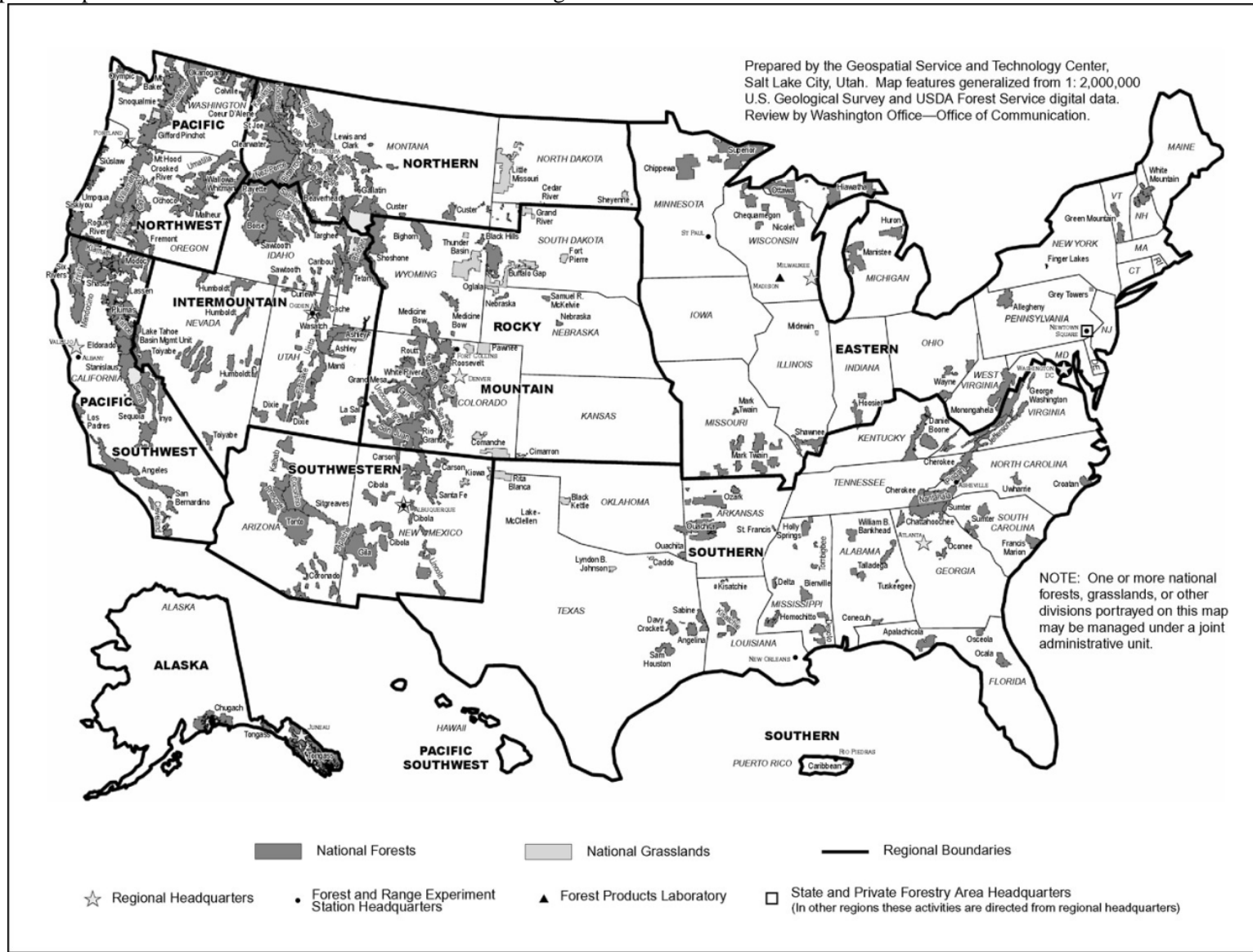
Research Stations and Research Work Units: The Forest Service's Research and Development organization includes five research stations, the Forest Products Laboratory, and the International Institute of Tropical Forestry. Station directors, like regional foresters, report to the Chief. Research stations include Northern, Pacific Northwest, Pacific Southwest, Rocky Mountain, and Southern. There are approximately 500 scientists located at 67 sites throughout the United States.

Centralized Business Services: The Agency centralized three major functional areas: Budget and Finance (B&F), Office of the Chief Information Officer (OCIO), and Human Capital Management (HCM). Most employees in B&F and HCM are located at the **Albuquerque Service Center (ASC)**. Some OCIO employees are also located in Albuquerque but most are housed in locations across the country.



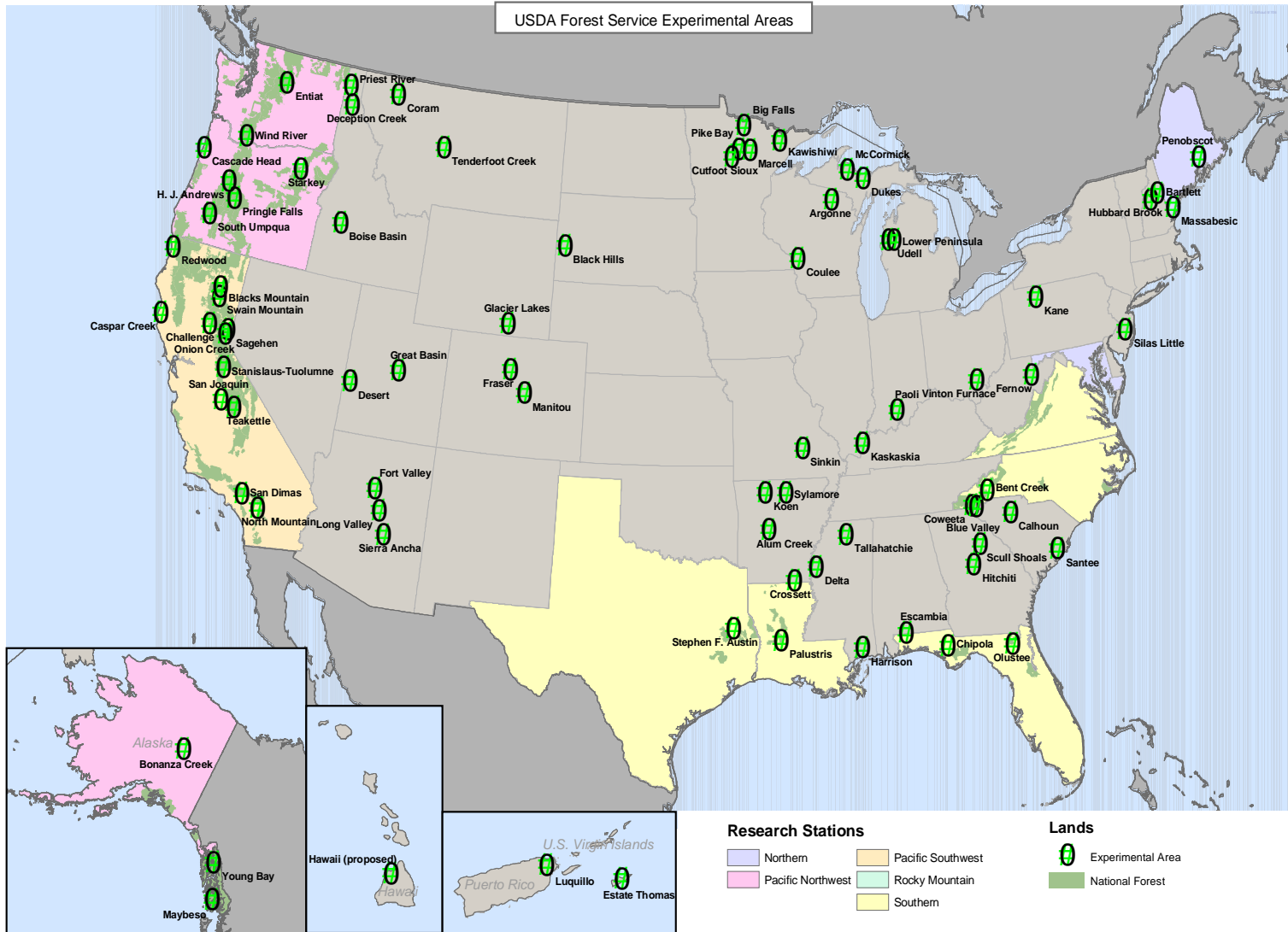
USDA Forest Service – Maps of Organizational Units

The map below provides the locations of the national forests and grasslands.



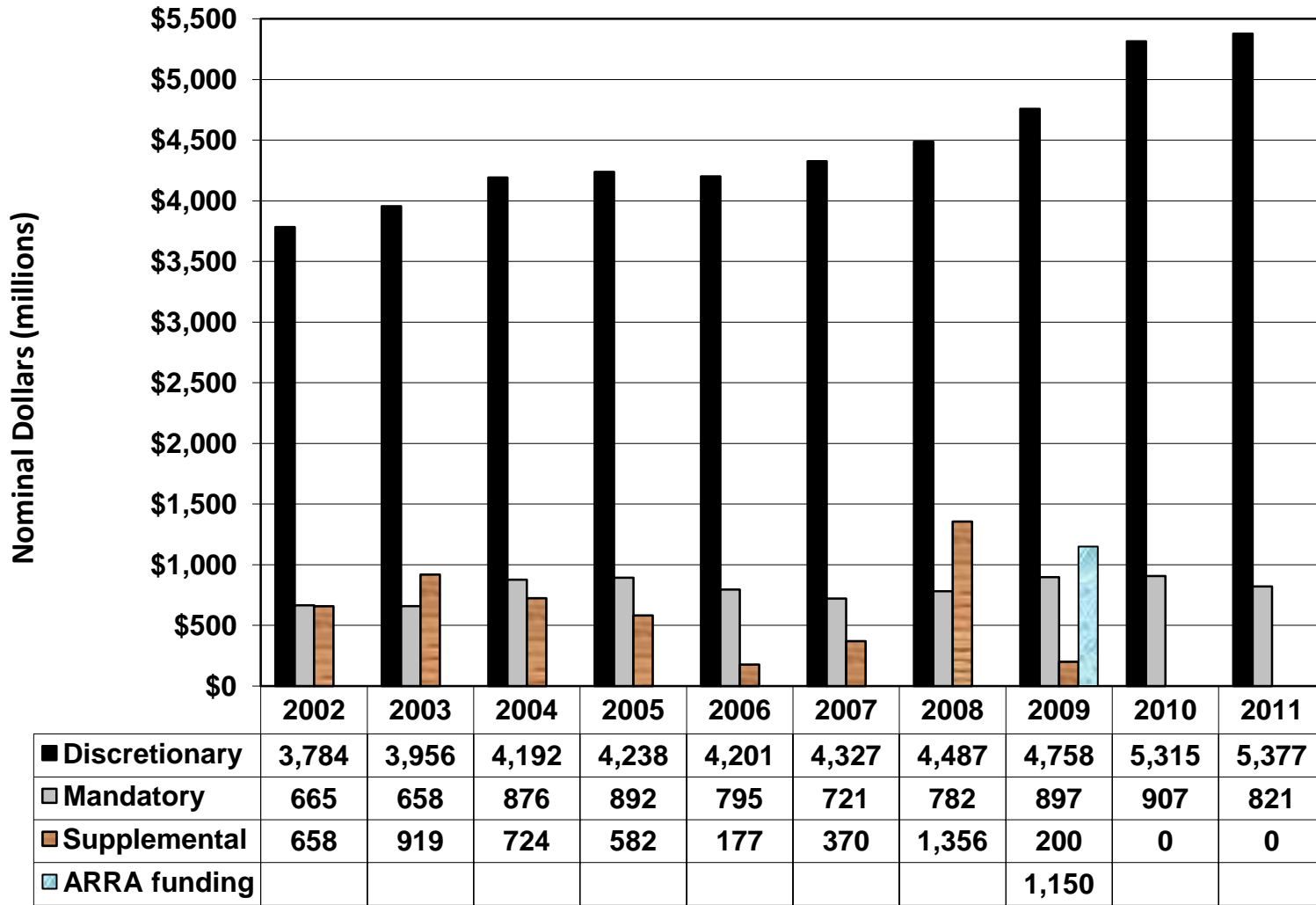


U.S. Department of Agriculture-Forest Service
 Overview of FY 2011 Budget Justification





Ten-Year Graph of Forest Service Budget Authority



Three-Year Summary of Appropriations

(dollars in thousands)					
	FY 2009 Enacted	FY 2010 Enacted	FY 2011 President's Budget	FY 2011 vs FY 2010	Percent of Change
Discretionary Funds					
Forest & Rangeland Research					
Annual Appropriations					
Forest & Rangeland Research	\$296,380	\$312,012	\$304,354	-\$7,658	-2%
Annual Appropriations Total	\$296,380	\$312,012	\$304,354	-\$7,658	-2%
Forest & Rangeland Research Total	\$296,380	\$312,012	\$304,354	-\$7,658	-2%
State & Private Forestry					
Annual Appropriations					
Forest Health Management					
Forest Health Management - Federal Lands	\$54,110	\$57,282	\$56,165	-\$1,117	-2%
Forest Health Management - Cooperative Lands	\$46,292	\$48,573	\$45,913	-\$2,660	-5%
Forest Health Management Total	\$100,402	\$105,855	\$102,078	-\$3,777	-4%
Cooperative Fire Protection					
State Fire Assistance	\$35,000	\$39,147	\$35,257	-\$3,890	-10%
Volunteer Fire Assistance	\$6,000	\$7,000	\$7,000	\$0	0%
Cooperative Fire Protection Total	\$41,000	\$46,147	\$42,257	-\$3,890	-8%
Cooperative Forestry					
Forest Stewardship Program	\$27,000	\$29,369	\$29,516	\$147	1%
Forest Legacy Program	\$49,445	\$75,960	\$100,110	\$24,150	32%
Community Forest & Open Space Conservation	\$0	\$500	\$1,000	\$500	100%
Urban & Community Forestry	\$29,541	\$30,377	\$32,428	\$2,051	7%
Economic Action Programs	\$4,973	\$5,000	\$0	-\$5,000	-100%
Forest Resources Information & Analysis	\$5,000	\$5,035	\$5,068	\$33	1%
Cooperative Forestry Total	\$115,959	\$146,241	\$168,122	\$21,881	15%
International Forestry	\$8,500	\$9,818	\$9,136	-\$682	-7%
Annual Appropriations Total	\$265,861	\$308,061	\$321,593	\$13,532	4%
Supplemental & Emergency Funding	\$0	\$0	\$0	\$0	
State & Private Forestry Total	\$265,861	\$308,061	\$321,593	\$13,532	4%
National Forest System					
Annual Appropriations					
Integrated Resource Restoration	\$0	\$0	\$693,772	\$693,772	0%
Land Management Planning	\$48,833	\$45,917	\$45,958	\$41	0%
Inventory & Monitoring	\$167,580	\$170,502	\$169,992	-\$510	0%
Recreation, Heritage & Wilderness	\$277,635	\$285,117	\$293,152	\$8,035	3%
Wildlife & Fisheries Habitat Management	\$139,385	\$143,014	\$0	-\$143,014	-100%
Grazing Management	\$50,000	\$50,714	\$50,508	-\$206	0%
Forest Products	\$332,666	\$336,722	\$0	-\$336,722	-100%
Vegetation & Watershed Management	\$180,437	\$187,960	\$0	-\$187,960	-100%
Minerals & Geology Management	\$85,470	\$87,240	\$87,366	\$126	0%
Landownership Management	\$93,299	\$95,606	\$95,323	-\$283	0%
Law Enforcement Operations	\$135,500	\$145,047	\$146,148	\$1,101	1%
Valles Caldera National Preserve	\$4,000	\$3,500	\$3,500	\$0	0%
Rescission of Prior Year Unobligated Balances	-\$5,000	\$0	\$0	\$0	0%
Annual Appropriations Total	\$1,509,805	\$1,551,339	\$1,585,719	\$34,380	2%
Supplemental & Emergency Funding	\$0	\$0	\$0	\$0	
National Forest System Total	\$1,509,805	\$1,551,339	\$1,585,719	\$34,380	2%

Table Note: The National Forest System Total does not match the printed President's Budget, the amount displayed will be in the forthcoming Errata to the President's Budget.

Three-Year Summary of Appropriations

(dollars in thousands)					
	FY 2009	FY 2010	FY 2011 President's Budget	FY 2011 vs FY 2010	Percent of Change
	Enacted	Enacted			
Discretionary Funds					
Capital Improvement & Maintenance					
Annual Appropriations					
Facilities	\$126,453	\$135,010	\$131,438	-\$3,572	-3%
Roads	\$228,825	\$236,521	\$164,365	-\$72,156	-31%
Trails	\$81,015	\$85,381	\$83,061	-\$2,320	-3%
Deferred Maintenance & Infrastructure Improvement	\$9,100	\$9,141	\$9,158	\$17	0%
Legacy Roads & Trails	\$50,000	\$90,000	\$50,371	-\$39,629	-44%
Annual Appropriations Total	\$495,393	\$556,053	\$438,393	-\$117,660	-21%
Supplemental & Emergency Funding	\$0	\$0	\$0	\$0	
Supplemental & Emergency Funding - ARRA	\$650,000	\$0	\$0	\$0	
Capital Improvement & Maintenance Total	\$1,145,393	\$556,053	\$438,393	-\$117,660	-21%
Land Acquisition					
Annual Appropriations					
Land Acquisition	\$49,775	\$63,522	\$73,664	\$10,142	16%
Acquisition of Lands for National Forests Special Acts	\$1,050	\$1,050	\$1,050	\$0	0%
Acquisition of Lands to Complete Land Exchanges	\$41	\$250	\$250	\$0	0%
Annual Appropriations Total	\$50,866	\$64,822	\$74,964	\$10,142	16%
Land Acquisition Total	\$50,866	\$64,822	\$74,964	\$10,142	16%
Other Appropriations					
Annual Appropriations					
Range Betterment Fund	\$2,581	\$3,600	\$3,600	\$0	0%
Gifts, Donations, & Bequests for Research	\$50	\$50	\$50	\$0	0%
Mgt. of NF Lands for Subsistence Uses	\$5,000	\$2,582	\$2,606	\$24	1%
Annual Appropriations Total	\$7,631	\$6,232	\$6,256	\$24	0%
Other Appropriations Total	\$7,631	\$6,232	\$6,256	\$24	0%
Wildland Fire Management					
Annual Appropriations					
Preparedness	\$675,000	\$675,000	\$1,008,226	\$333,226	49%
Fire Operations - Suppression	\$993,947	\$997,505	\$595,000	-\$402,505	-40%
Fire Operations - Other	\$462,683	\$496,232	\$469,124	-\$27,108	-5%
Hazardous Fuels	\$328,086	\$340,285	\$349,447	\$9,162	3%
NFP Rehabilitation & Restoration	\$11,500	\$11,600	\$9,035	-\$2,565	-22%
NFP Research & Development	\$23,917	\$23,917	\$24,060	\$143	1%
Joint Fire Science Program	\$8,000	\$8,000	\$8,009	\$9	0%
NFP Forest Health Management - Federal Lands	\$17,252	\$20,752	\$14,442	-\$6,310	-30%
NFP Forest Health Management - Cooperative Lands	\$9,928	\$11,428	\$7,027	-\$4,401	-39%
NFP State Fire Assistance	\$55,000	\$71,250	\$50,104	-\$21,146	-30%
NFP Volunteer Fire Assistance	\$9,000	\$9,000	\$7,000	-\$2,000	-22%
Collaborative Forest Landscape Restoration Fund	\$0	\$10,000	\$0	-\$10,000	-100%
Rescission of Prior Year Unobligated Balances	\$0	-\$75,000	\$0	\$75,000	0%
Annual Appropriations Total	\$2,131,630	\$2,103,737	\$2,072,350	-\$31,387	-1%
Supplemental & Emergency Funding - Fire					
Fire Operations - Suppression	\$200,000	\$0	\$0	\$0	
Fire Operations - Other	\$0	\$0	\$0	\$0	
Supplemental & Emergency Funding - Fire Total	\$200,000	\$0	\$0	\$0	
Supplemental & Emergency Funding - ARRA	\$500,000	\$0	\$0	\$0	
Wildland Fire Management Total	\$2,831,630	\$2,103,737	\$2,072,350	-\$31,387	-1%

Three-Year Summary of Appropriations

(dollars in thousands)					
	FY 2009	FY 2010	FY 2011	FY 2011 vs	Percent
	Enacted	Enacted	President's Budget	FY 2010	of Change
Discretionary Funds					
FLAME Wildfire Suppression Reserve Fund					
Annual Appropriations					
FLAME Wildfire Suppression Reserve Fund	\$0	\$413,000	\$291,000	-\$122,000	-30%
Annual Appropriations Total	\$0	\$413,000	\$291,000	-\$122,000	-30%
FLAME Wildfire Suppression Reserve Fund Total	\$0	\$413,000	\$291,000	-\$122,000	-30%
Presidential Wildland Fire Contingency Reserve					
Annual Appropriations					
Presidential Wildland Fire Contingency Reserve	\$0	\$0	\$282,000	\$282,000	0%
Annual Appropriations Total	\$0	\$0	\$282,000	\$282,000	0%
Presidential Wildland Fire Contingency Reserve Total	\$0	\$0	\$282,000	\$282,000	0%
Discretionary Funds Total	\$6,107,566	\$5,315,256	\$5,376,629	\$61,373	1%
Permanent Funds					
Brush Disposal	\$11,637	\$14,700	\$14,700	\$0	0%
Licensee Program	\$5	\$33	\$33	\$0	0%
Restoration of Forest Lands & Improvements	\$10,085	\$15,000	\$15,000	\$0	0%
Federal Lands Recreation Enhancement Fund	\$102,194	\$99,900	\$67,700	-\$32,200	-32%
Federal Land & Facility Enhancement Fund	\$13,417	\$40,850	\$22,400	-\$18,450	-45%
Timber Purchaser Election Road Construction	\$2,854	\$2,000	\$2,000	\$0	0%
Timber Salvage Sales	\$33,233	\$34,200	\$34,000	-\$200	-1%
Stewardship Contracting	\$3,286	\$6,590	\$6,000	-\$590	-9%
Timber Sales Pipeline Restoration Fund	\$4,239	\$8,000	\$7,000	-\$1,000	-13%
Forest Botanical Products	\$1,385	\$1,830	\$2,330	\$500	27%
Roads & Trails (10 percent) Fund	\$710	\$1,500	\$10,000	\$8,500	567%
Midewin National Tallgrass Prairie Rental Fee Fund	\$571	\$800	\$800	\$0	0%
Midewin National Tallgrass Prairie Restoration Fund	\$0	\$0	\$0	\$0	0%
Operation & Maintenance of Quarters	\$7,368	\$8,300	\$8,000	-\$300	-4%
Land Between the Lakes Management Fund	\$3,892	\$4,100	\$4,300	\$200	5%
Valles Caldera Fund	\$593	\$1,000	\$1,000	\$0	0%
Administration of Rights-of-Way & Other Land Uses	\$3,369	\$7,418	\$8,300	\$882	12%
Payment to States Funds	\$545,446	\$496,270	\$452,180	-\$44,090	-9%
Permanent Funds Total	\$744,284	\$742,491	\$655,743	-\$86,748	-12%
Trust Funds					
Cooperative Work, Knutson-Vandenberg	\$67,795	\$68,200	\$68,800	\$600	1%
Cooperative Work, Knutson-Vandenberg Regional Work	\$14,052	\$16,700	\$10,000	-\$6,700	-40%
Cooperative Work, Forest Service	\$40,274	\$50,000	\$50,000	\$0	0%
Land Between the Lakes Trust Fund	\$20	\$50	\$100	\$50	100%
Reforestation Trust Fund	\$30,441	\$30,000	\$30,000	\$0	0%
Trust Funds Total	\$152,582	\$164,950	\$158,900	-\$6,050	-4%
Grand Total, Forest Service	\$7,004,432	\$6,222,697	\$6,191,272	-\$31,425	-1%

(dollars in thousands)					
	FY 2009	FY 2010	FY 2011	FY2011 vs	Percent
	Enacted	Enacted	President's Budget	FY2010	Change
Annual Appropriations	\$4,757,566	\$5,315,256	\$5,376,629	\$61,373	1%
Mandatory Appropriations	\$896,866	\$907,441	\$814,643	-\$92,798	-10%
Supplemental & Emergency Funding	\$0	\$0	\$0	\$0	0%
Supplemental & Emergency Funding - Fire	\$200,000	\$0	\$0	\$0	0%
Supplemental & Emergency Funding - ARRA	\$1,150,000	\$0	\$0	\$0	0%
Grand Total, Forest Service	\$7,004,432	\$6,222,697	\$6,191,272	-\$31,425	-1%

Three-Year Summary of Full-Time Equivalents

			FY 2011	
	FY 2009	FY 2010	President's	FY 2011 vs
	Enacted	Enacted	Budget	FY 2010
Discretionary Funds				
Forest & Rangeland Research				
Annual Appropriations				
Forest & Rangeland Research	2,049	2,055	2,055	0
Annual Appropriations Total	2,049	2,055	2,055	0
Forest & Rangeland Research Total	2,049	2,055	2,055	0
State & Private Forestry				
Annual Appropriations				
Forest Health Management				
Forest Health Management - Federal Lands	312	304	304	0
Forest Health Management - Cooperative Lands	61	40	40	0
Forest Health Management Total	373	344	344	0
Cooperative Fire Protection				
State Fire Assistance	48	49	49	0
Volunteer Fire Assistance	1	0	0	0
Cooperative Fire Protection Total	49	49	49	0
Cooperative Forestry				
Forest Stewardship Program	62	66	66	0
Forest Legacy Program	25	22	22	0
Community Forest & Open Space Conservation	0	0	0	0
Urban & Community Forestry	45	45	45	0
Economic Action Programs	1	0	0	0
Forest Resources Information & Analysis	15	15	15	0
Cooperative Forestry Total	148	148	148	0
International Forestry	28	30	30	0
Annual Appropriations Total	598	571	571	0
Supplemental & Emergency Funding	3	0	0	0
State & Private Forestry Total	601	571	571	0
National Forest System				
Annual Appropriations				
Integrated Resource Restoration	0	0	5,010	5,010
Land Management Planning	343	330	324	-6
Inventory & Monitoring	1,069	1,050	955	-95
Recreation, Heritage & Wilderness	2,279	2,285	2,345	60
Wildlife & Fisheries Habitat Management	1,062	1,045	0	-1,045
Grazing Management	436	425	412	-13
Forest Products	2,831	2,765	0	-2,765
Vegetation & Watershed Management	1,317	1,357	0	-1,357
Minerals & Geology Management	552	528	527	-1
Landownership Management	707	710	700	-10
Law Enforcement Operations	848	806	811	5
Valles Caldera National Preserve	1	1	1	0
Rescission of Prior Year Unobligated Balances	0	0	0	0
Annual Appropriations Total	11,445	11,302	11,085	-217
Supplemental & Emergency Funding	34	0	0	0
National Forest System Total	11,479	11,302	11,085	-217

Three-Year Summary of Full-Time Equivalents

	FY 2011			
	FY 2009	FY 2010	President's	FY 2011 vs
	Enacted	Enacted	Budget	FY 2010
Discretionary Funds				
Capital Improvement & Maintenance				
Annual Appropriations				
Facilities	461	485	470	-15
Roads	1,409	1,447	987	-460
Trails	678	700	685	-15
Deferred Maintenance & Infrastructure Improvement	19	16	11	-5
Legacy Roads & Trails	97	165	95	-70
Annual Appropriations Total	2,664	2,813	2,248	-565
Supplemental & Emergency Funding	31	0	0	0
Supplemental & Emergency Funding - ARRA	25	113	0	-113
Capital Improvement & Maintenance Total	2,720	2,926	2,248	-678
Land Acquisition				
Annual Appropriations				
Land Acquisition	55	45	45	0
Acquisition of Lands for National Forests Special Acts	1	0	0	0
Acquisition of Lands to Complete Land Exchanges	0	0	0	0
Annual Appropriations Total	56	45	45	0
Land Acquisition Total	56	45	45	0
Other Appropriations				
Annual Appropriations				
Range Betterment Fund	11	12	12	0
Gifts, Donations, & Bequests for Research	0	0	0	0
Mgt. of NF Lands for Subsistence Uses	18	10	10	0
Annual Appropriations Total	29	22	22	0
Other Appropriations Total	29	22	22	0
Wildland Fire Management				
Annual Appropriations				
Preparedness	6,246	6,246	6,900	654
Fire Operations - Suppression	2,987	5,657	5,003	-654
Fire Operations - Other	3,038	2,676	2,665	-11
Hazardous Fuels	2,737	2,376	2,376	0
NFP Rehabilitation & Restoration	44	43	32	-11
NFP Research & Development	129	129	129	0
Joint Fire Science Program	8	8	8	0
NFP Forest Health Management - Federal Lands	94	94	94	0
NFP Forest Health Management - Cooperative Lands	24	24	24	0
NFP State Fire Assistance	2	2	2	0
NFP Volunteer Fire Assistance	0	0	0	0
Collaborative Forest Landscape Restoration Fund	0	0	0	0
Rescission of Prior Year Unobligated Balances	0	0	0	0
Annual Appropriations Total	12,271	14,579	14,568	-11
Supplemental & Emergency Funding - Fire				
Fire Operations - Suppression	0	0	0	0
Fire Operations - Other	254	0	0	0
Supplemental & Emergency Funding - Fire Total	254	0	0	0
Supplemental & Emergency Funding - ARRA	30	36	0	-36
Wildland Fire Management Total	12,555	14,615	14,568	-47

Three-Year Summary of Full-Time Equivalents

	FY 2011			
	FY 2009	FY 2010	President's	FY 2011 vs
	Enacted	Enacted	Budget	FY 2010
Discretionary Funds				
FLAME Wildfire Suppression Reserve Fund				
Annual Appropriations				
FLAME Wildfire Suppression Reserve Fund	0	0	0	0
Annual Appropriations Total	0	0	0	0
FLAME Wildfire Suppression Reserve Fund Total	0	0	0	0
Presidential Wildland Fire Contingency Reserve				
Annual Appropriations				
Presidential Wildland Fire Contingency Reserve	0	0	0	0
Annual Appropriations Total	0	0	0	0
Presidential Wildland Fire Contingency Reserve Total	0	0	0	0
Discretionary Funds Total	29,489	31,536	30,594	-942
Permanent Funds	1,351	1,329	1,296	-33
Trust Funds	1,025	1,029	970	-59
FTEs Only				
Allocation	1,268	1,617	1,617	0
Discretionary Reimbursable	674	674	674	0
Working Capital Fund	588	575	565	-10
FTEs Only Total	2,530	2,866	2,856	-10
Grand Total, Forest Service	34,395	36,760	35,716	-1,044

Three-Year Receipts by Source and Payments to States

Revenue, Receipts, and Transfers	FY 2009	FY 2010	FY 2011	1908 Act Receipt?
	ACTUAL	ESTIMATE	Pres. Bud.	
Timber Management				
National Forest Fund (NFF) Receipts	15,860	25,000	30,000	Yes
Mandatory Transfers from NFF:				
Timber Roads--Purchaser Election Program	-4,000	-4,000	-4,000	
Acquisition of Lands for National Forests, Special Acts ^{1/}	-200	-200	-300	
Ten-Percent Roads and Trails Fund ^{1/}	-2,000	-2,700	-3,200	
Timber Sale Area Improvement (Knutson-Vandenberg Fund)	196,171	50,000	51,750	Yes
Timber Salvage Sales	23,867	32,000	23,000	Yes
Timber Sales Pipeline Restoration Fund	7,735	7,000	7,000	Yes
Credits to Timber Purchasers (not receipts)				
Credits for Road Construction (sales before April 1, 1999)	(27)	(50)	(50)	Yes
Specified Road Costs	(13,776)	(20000)	(20000)	Yes
Brush Disposal	7,868	11,000	11,385	
Forest Botanical Products	1,844	2,250	2,330	
Total Timber Management Receipts	253,345	127,250	125,465	
Total Timber Management Receipts and Credits	267,148	147,300	145,515	
Total Timber Management Deposits to NFF	9,660	18,100	22,500	
Grazing Management				
National Forest Fund (NFF) Receipts	5,254	5,250	5,250	Yes
Grasslands and Land Utilization Projects (LUP)	405	420	420	No
Mandatory Transfers from NFF & Grasslands & LUP's:				
Range Betterment Fund (50 Percent Grazing)	-2,581	-2,630	-2,630	
Acquisition of Lands for National Forests, Special Acts ^{1/}	-60	-50	-50	
Ten-Percent Roads and Trails Fund ^{1/}	-600	-600	-600	
Total Grazing Management Receipts	5,659	5,670	5,670	
Total Grazing Management Deposits to NFF & Grasslands Fund	2,418	2,390	2,390	
Minerals Management				
National Forest Fund (NFF) Receipts	1,410	2,500	2,500	Yes
Minerals Receipts on Acquired Lands to NFF from Minerals Mgt Service	26,556	50,000	50,000	Yes
Grasslands and Land Utilization Projects (LUP)	57,370	50,000	50,000	No
Mandatory Transfers from NFF:				
Acquisition of Lands for National Forests, Special Acts ^{1/}	-20	-20	-20	
Ten-Percent Roads and Trails Fund ^{1/}	-200	-300	-300	
Mineral Leases on Public Domain Lands and Oregon and California Grant Lands, estimated ^{2/}	540,000	500,000	500,000	
Total Minerals Management Receipts	85,336	102,500	102,500	
Minerals Management Receipts incl DOI receipts	625,336	602,500	602,500	
Total Minerals Management Deposits to NFF and Grasslands Fund	85,116	102,180	102,180	

Three-Year Receipts by Source and Payments to States

Landownership Management				
National Forest Fund (NFF) Receipts - Land Uses	14,762	16,000	18,000	Yes
National Forest Fund (NFF) Receipts - Power	5,293	5,500	5,700	Yes
Grasslands and Land Utilization Projects (LUP) -Land Uses & Power	251	255	260	No
Mandatory Transfers from NFF:				
Acquisition of Lands for National Forests, Special Acts ^{1/}	-230	-210	-220	
Ten-Percent Roads and Trails Fund ^{1/}	-2,500	-2,300	-2,500	
Acquisition of Lands to Complete Land Exchanges	41	250	250	
Administration of Rights-of-Way, Other Land Uses	4,768	6,900	8,500	
Power Licenses on Public Domain Lands, estimated ^{2/}	20,000	20,000	20,000	
Total Landownership Management Receipts	24,864	28,650	32,450	
Landownership Management Receipts incl DOI receipts	44,864	48,650	52,450	
Total Minerals Management Deposits to NFF and Grasslands Fund	17,576	19,245	21,240	
Recreation Management Revenues and Receipts				
National Forest Fund - Recreation, Admission, and User Fees	50,171	51,000	52,500	Yes
Mandatory Transfers from NFF:				
Acquisition of Lands for National Forests, Special Acts ^{1/}	-600	-500	-500	
Ten-Percent Roads and Trails Fund ^{1/}	-6,200	-5,400	-5,600	
Federal Lands Recreation Enhancement Fund	66,477	67,000	67,500	
Grey Towers National Historic Site Fund	0	0	0	
Land Between the Lakes (LBL) Management Fund	3,756	4,300	4,500	
Land Between the Lakes (LBL) Trust Fund	99	255	260	
Total Recreation Management Receipts	120,503	122,555	124,760	
Total Recreation Management Deposits to NFF	43,371	45,100	46,400	
Other Revenues and Receipts				
Grasslands and Land Utilization Projects (LUP)- all other	6	10	10	No
Stewardship Contracting retained receipts	5,724	4,500	4,660	
Cooperative Contributions	22,730	50,000	51,750	
Midewin NTP Restoration Fund & Rental Fees	548	1,100	1,100	
Licensee Programs	90	66	68	
Operation and Maintenance of Quarters	8,061	9,000	9,000	
Federal Land and Facility Enhancement Fund	8,768	50,000	25,000	
Restoration of Forestlands and Improvements	45,027	35,000	35,000	
Gifts, Donations, and Bequests for Research	50	50	50	
Valles Caldera Fund	651	1,000	1,000	
Total Other Receipts	91,655	150,726	127,638	
Total Other Deposits to Grasslands Fund	6	10	10	
Total Forest Service Revenue and Receipts	581,362	537,351	518,483	
Total Revenue and Receipts from Forest Service Lands	1,141,362	1,057,351	1,038,483	
Total Deposits to NFF before Mandatory Transfers	119,306	155,250	163,950	
Total Deposits to Grasslands Fund before Mandatory Transfers	58,032	50,685	50,690	
Total Deposits to NFF & Grasslands after Mandatory Transfers	158,147	187,025	194,720	
Deposits & Credits Basis for Act of 1908 (25% Fund)	392,358	264,985	266,440	

Three-Year Receipts by Source and Payments to States

Payments and Transfers for States and Counties. ^{3/}			
Payments and Transfers from National Forest Fund Receipts			
Payment to Minnesota	2,102	6,150	6,150
Payments to States, Act of 1908 (as amended)	9,657	9,755	10,000
Secure Rural Schools & Community Self-Determination Act			
Payment to States, Title I & III	71,156	35,944	33,000
Transfer to Forest Service, Title II ^{5/}	51,813	44,721	45,000
Payments from U.S. Treasury funds			
Secure Rural Schools & Community Self-Determination Act			
Payment to States, Title I & III	395,000	386,700	348,000
Payments from National Grasslands and Land Utilization Project receipts			
Payments to Counties	15,718	13,000	13,000
Total Payments and Transfers for States and Counties	545,446	496,270	455,150
Funds to Treasury for National Forest Fund Receipts after Payments and Transfers ^{4/}			
	22,303	11,446	0
Funds to Treasury for National Grasslands and Land Utilization Projects after Transfers by Special Acts ^{4/}			
	47,942	40,000	45,000
^{1/} Acquisition of Lands for National Forests, Special Acts are transferred from receipts of certain national forests. Ten-Percent Roads and Trails Fund are transferred from National Forest Fund receipts. These funds are split in this report based on an estimated proration against the various activities in order to show approximate activity totals, however the amounts are not determined, nor recorded, on an activity by activity basis as shown here. Total amounts transferred from NFF are shown below:			
Acquisition of Lands for National Forests, Special Acts	1,050	1,050	1,050
Ten-Percent Roads and Trails Fund	11,446	11,200	12,100
^{2/} Represents receipts from NFS lands which are deposited directly to Department of Interior and Department of Energy.			
^{3/} Payments and Transfers made from the National Forest fund are earned in the previous fiscal year and paid from those previous years receipts in the fiscal year shown.			

Activity and Output/Outcome by Appropriation & Budget Line Item

	FY2006 Actual	FY 2007 Actual	FY 2008 Actual	FY2009 Actual	FY 2010 Target	FY 2011 Target
Discretionary Funds						
Forest & Rangeland Research						
Forest & Rangeland Research						
Customer satisfaction index score for R&D	72	72	72	75	75	75
Number of patent applications filed (3-year average)	12	11	6	6	6	6
Percent of R&D programs that have been externally peer-reviewed within the last 5 years	25%	50%	75%	100%	100%	100%
Number of R&D programs that have been externally peer-reviewed within the last 5 years	2	2	6	8	8	8
Percent of peer-reviewed R&D programs that achieve a rating of satisfactory or excellent during the last 5 years	100%	100%	100%	100%	100%	100%
Percent of Nation with accessible FIA data	84%	88%	92%	92%	92%	92%
Quality Science Index - peer-reviewed fire science publications per scientist year on a 3-year rolling average	3.5	3.5	3.5	3.5	3.5	3.5
Output Efficiency Index - total fire science products per scientist year on a 3-year rolling average	5.1	5.0	5.1	5.0	5.0	5.0
average	171	170	180	177	163	163
budgets	\$242,000	\$238,000	\$207,000	\$198,000	\$426,000	\$426,000

Activity and Output/Outcome by Appropriation & Budget Line Item

	FY2006 Actual	FY 2007 Actual	FY 2008 Actual	FY2009 Actual	FY 2010 Target	FY 2011 Target
Discretionary Funds						
State & Private Forestry						
Forest Health Management - Federal Lands						
Federal acres treated - Invasives	111,600	60,029	154,169	164,495	172,930	168,408
Federal acres treated - Native pests	26,846	49,136	27,156	171,220	177,512	174,925
Forest Health Management - Cooperative Lands						
Cooperative lands acres treated - Invasives	589,298	580,629	859,039	690,807	554,440	455,966
Cooperative lands acres treated - Native pests	134,346	152,440	121,324	105,952	104,805	75,735
State Fire Assistance						
Communities assisted (number)	4,290	16,658	11,569	6,896	1,345	1,197
Volunteer Fire Assistance						
Volunteer fire departments assisted (number)	3,062	10,157	5,591	4,255	2,600	2,600
Forest Stewardship Program						
Percentage of nonindustrial private forest acres in important forest resource areas being managed sustainably, as defined by a current Forest Stewardship Plan	N/A	0.5%	1.8%	2.6%	10.0%	10.0%
Acres of nonindustrial private forest land that are being managed sustainably under forest stewardship management plans. (Annual)	1,760,000	1,715,206	1,888,904	2,076,447	2,000,000	2,250,000
Acres of nonindustrial private forest land that are being managed sustainably under forest stewardship management plans. (Cumulative)	15,133,689	16,848,895	18,737,799	18,582,449	22,000,000	23,500,000
Forest Legacy Program						
Acres of environmentally important forests protected from conversion (Cumulative)	N/A	1,448,091	1,643,078	1,897,809	2,085,809	2,300,809
conversion (Annual)	361,467	88,091	194,987	176,471	188,000	215,000
Parcelization of forests avoided (number of parcels prevented)	19,342	2,880	13,392	7,161	5,699	10,506
Urban & Community Forestry						
Percentage of people living in communities managing programs to plant, protect, and maintain their urban and community trees and forests.	37.0%	38.0%	39.6%	42.0%	37.0%	37.0%
Percentage of people living in communities developing programs and/or activities to plant, protect, and maintain their urban and community trees and forests.	36%	34%	38%	34%	38%	38%

Activity and Output/Outcome by Appropriation & Budget Line Item

	FY2006 Actual	FY 2007 Actual	FY 2008 Actual	FY2009 Actual	FY 2010 Target	FY 2011 Target
Discretionary Funds						
National Forest System						
Integrated Resource Restoration						
Number of watersheds in Condition Class 1	N/A	N/A	N/A	N/A	3,857	3,876
Number of watersheds in Condition Class 2	N/A	N/A	N/A	N/A	5,476	5,500
Number of watersheds in Condition Class 3	N/A	N/A	N/A	N/A	3,303	3,260
Acres treated annually to sustain or restore watershed function and resilience	N/A	N/A	N/A	N/A	N/A	2,000,000
Land Management Planning						
Number of land management plan amendments underway	23	36	31	48	46	30
Number of land management plan revisions or creations underway	50	41	39	39	17	23
Inventory & Monitoring						
Acres of inventory data collected and acquired	N/A	20,860,388	25,223,812	55,191,314	23,200,000	21,520,000
Number of annual monitoring requirements completed	N/A	1,487	2,021	1,462	1,285	1,400
Number of land management plan assessments completed	97	52	66	73	28	40
Recreation, Heritage & Wilderness						
Number of recreation site capacity (PAOT days) operated to standard	82,482,208	69,686,938	72,288,992	74,364,856	78,800,000	79,780,000
Percentage of NFS lands covered by travel management plans resulting in visitor safety, resource protection using best management practices, and less visitor conflict with off-road vehicle usage	0.3%	13.0%	27.0%	43.7%	98.0%	100.0%
standard	10,091	9,524	13,119	21,070	13,250	13,250
Number of priority heritage assets managed to standard	N/A	1,982	2,830	3,447	3,030	3,250
Number of wilderness areas managed to minimum stewardship level	61	67	102	128	138	204
Number of wild and scenic river areas meeting statutory requirements	47	45	28	39	41	43
Customer satisfaction with value for fee paid	N/A	83%	83%	83%	85%	85%
Wildlife & Fisheries Habitat Management						
Miles of stream habitat restored or enhanced	1,655	1,542	2,346	3,498	2,600	2,900
Acres of lake habitat restored or enhanced	15,996	13,002	18,290	23,570	19,060	20,000
Acres of terrestrial habitat enhanced	278,811	273,562	1,962,962	2,153,749	1,607,646	1,500,000

Activity and Output/Outcome by Appropriation & Budget Line Item

	FY2006 Actual	FY 2007 Actual	FY 2008 Actual	FY2009 Actual	FY 2010 Target	FY 2011 Target
Discretionary Funds						
National Forest System						
Grazing Management						
Allotment acres administered to 100% of Forest Plan standards	49,583,208	42,775,483	36,119,640	35,774,408	30,665,909	29,420,000
Number of grazing allotments with signed decision notices	443	670	470	370	466	460
Forest Products						
Volume of timber sold (hundred cubic feet (CCF))	2,956,316	3,111,523	4,753,979	4,829,254	5,093,400	4,800,000
Volume of timber sold (million board feet (MMBF))	1,530	1,610	2,484	2,415	2,546	2,400
Volume of timber harvested (CCF)	4,427,703	3,794,744	3,939,551	3,768,349	3,968,000	N/A
Volume of timber harvested (MMBF)	2,296	1,960	2,049	1,884	1,984	N/A
Forestlands treated to achieve healthier conditions	N/A	57,756	29,911	16,527	120,380	N/A
Vegetation & Watershed Management						
Acres of forest vegetation improved	62,185	60,658	240,058	264,500	252,724	N/A
Acres of forest vegetation established	33,827	73,921	210,945	269,345	243,728	N/A
Acres of rangeland vegetation improved	1,755,824	2,021,505	867,748	1,892,194	2,048,080	N/A
Acres of watershed improvement	16,934	27,297	105,288	203,508	59,896	N/A
Acres of noxious weeds and invasive plants treated	79,069	128,223	258,261	304,106	212,581	N/A
Minerals & Geology Management						
Number of mineral operations administered	15,152	11,718	14,857	14,613	12,350	12,350
Number of mineral applications processed	11,632	10,604	12,649	11,187	9,840	9,840
Number of new Applications for Permits to Drill (APDs) processed within prescribed timeframes	115	502	109	112	325	325
Number of AML safety risk features mitigated to "no further action"	346	403	494	519	662	680
Number of administrative units where audits were conducted	20	0	28	25	26	26
Number of contaminated sites mitigated	N/A	N/A	47	75	32	32
Landownership Management						
Acres of land adjustments to conserve the integrity of undeveloped lands and habitat quality	14,719	27,002	42,243	14,691	49,560	64,200
Miles of landownership boundary line marked/maintained to standard	2,334	2,606	3,868	4,418	3,200	3,770
Number of land use authorizations administered to standard	12,708	14,797	15,753	16,683	16,000	16,000
Number of land use proposals and applications processed	4,611	5,111	4,991	4,542	4,980	4,290
Law Enforcement Operations						
Percent of cases referred for adjudication	N/A	4.3%	8.0%	8.3%	8.2%	8.3%
Number of documented law enforcement incidents per 10,000 forest visits	N/A	6.3	7.2	7.6	7.5	7.6

Activity and Output/Outcome by Appropriation & Budget Line Item

	FY2006	FY 2007	FY 2008	FY2009	FY 2010	FY 2011
	Actual	Actual	Actual	Actual	Target	Target
Discretionary Funds						
Capital Improvement & Maintenance						
Facilities						
Facilities condition index	89%	89%	62%	87%	86%	86%
Percent of facilities with "Good" or "Fair" condition rating	64%	66%	63%	66%	68%	65%
Number of outdoor recreation facilities maintained to standard	9,770	10,231	10,129	10,553	11,680	11,490
FA&O facilities maintained to standard	N/A	11,881	11,024	11,457	12,663	11,500
Roads						
Miles of passenger car roads receiving maintenance	43,073	39,453	46,247	50,592	50,889	31,000
Miles of high clearance system roads receiving maintenance	28,598	20,725	29,638	34,411	30,440	24,000
Miles of roads decommissioned	682	402	1,290	1,778	1,519	950
Miles of road reconstruction and capital improvement	179	617	3,501	4,352	5,225	0
Percent of road and trail rights-of-way acquired that provide public access through easement acquisitions or land adjustments	94%	90%	78%	67%	85%	85%
Trails						
Miles of system trails maintained to standard	24,860	25,696	30,867	38,383	31,565	31,200
Miles of system trail improved to standard	1,410	1,594	1,410	1,473	925	900
Deferred Maintenance & Infrastructure Improvement						
Miles of high clearance system roads receiving maintenance	N/A	0	44	16	50	50
Miles of passenger car roads receiving maintenance	N/A	0	174	80	175	160
Miles of road reconstruction and capital improvement	N/A	153	14	7	20	29
Miles of trails maintained to standard	N/A	0	50	11	50	50
Miles of system trail improved to standard	N/A	0	0	0	0	0
FA&O facilities maintained to standard	N/A	0	0	0	0	0
Number of outdoor recreation facilities maintained to standard	N/A	0	0	0	0	0
Legacy Roads & Trails						
Miles of passenger car roads receiving maintenance	N/A	N/A	633	666	900	600
Miles of high clearance system roads receiving maintenance	N/A	N/A	900	1,196	1,440	1,000
Miles of roads decommissioned	N/A	N/A	531	929	660	850
Miles of road reconstruction and capital improvement	N/A	N/A	631	733	1,560	700
Miles of trails maintained to standard	N/A	N/A	849	162	850	275
Miles of system trail improved to standard	N/A	N/A	22	28	45	30

Activity and Output/Outcome by Appropriation & Budget Line Item

	FY2006 Actual	FY 2007 Actual	FY 2008 Actual	FY2009 Actual	FY 2010 Target	FY 2011 Target
Discretionary Funds						
Land Acquisition						
Land Acquisition						
Number of acres acquired or donated	49,363	125,742	83,757	27,449	20,800	23,900
Priority acres acquired or donated that reduce the conversion of forests, grasslands, and aquatic and riparian ecosystems to incompatible uses in order to improve and maintain ecological conditions for federally listed and candidate species, species of concern and species of interest	31,460	20,377	32,915	20,495	16,640	20,100
Other Appropriations						
Range Betterment Fund						
Number of range structural improvements	44	270	516	374	500	370
Wildland Fire Management						
Preparedness						
Percent change from the 10-year average for the number of wildfires controlled during initial attack.	-0.4%	-1.0%	-0.4%	0.3%	0.5%	0.5%
Percent change from the 10-year average for the number of human caused wildfires.	4.5%	-0.9%	2.0%	5.0%	-1.0%	-1.0%
Fire Operations - Suppression						
Percent of fires not contained in initial attack that exceed a Stratified Cost Index (SCI)	26.5%	22.0%	24.3%	22.0%	19.0%	18.0%
Three-year average percent of fires not contained in initial attack that exceed a Stratified Cost Index (SCI)	N/A	23.9%	22.4%	20.4%	20.4%	19.6%

Activity and Output/Outcome by Appropriation & Budget Line Item

	FY2006 Actual	FY 2007 Actual	FY 2008 Actual	FY2009 Actual	FY 2010 Target	FY 2011 Target
Discretionary Funds						
Wildland Fire Management						
Hazardous Fuels						
Acres of wildland-urban interface (WUI) high-priority hazardous fuels treated	N/A	1,138,351	1,944,268	2,189,820	1,470,000	1,600,000
Percentage of total National Forest System land base for which fire risk is reduced through movement to a better condition class.	1.1%	1.9%	2.1%	2.4%	3.0%	3.1%
Number of acres maintained and improved by treatment category (prescribed fire, mechanical treatment, and wildland fire use).	N/A	N/A	1,211,395	1,945,927	1,300,000	1,238,095
Percent of acres maintained and improved by treatment category (prescribed fire, mechanical treatment, and wildland fire use) that changed condition class.	N/A	N/A	27%	27%	30%	30%
investment.	N/A	N/A	4,103	4,482	3,900	3,614
investment.	1,934	1,809	1,721	1,487	1,500	1,428
Number of acres treated to restore fire-adapted ecosystems which are moved toward desired conditions	991,075	970,641	699,062	799,215	1,180,000	960,000
Percent of acres treated to restore fire-adapted ecosystems which are moved toward desired conditions	39%	32%	23%	27%	49%	40%
Number of acres treated to restore fire-adapted ecosystems which are maintained in desired conditions.	830,081	1,022,144	986,507	1,146,720	1,128,000	1,200,000
Percent of acres treated to restore fire-adapted ecosystems which are maintained in desired conditions.	33.0%	33.0%	32.0%	38.0%	47.0%	50.0%
Percent of treated acres identified in Community Wildfire Protection Plans or equivalent plans.	17.0%	24.7%	36.0%	41.0%	41.0%	75.0%

Activity and Output/Outcome by Appropriation & Budget Line Item

	FY2006 Actual	FY 2007 Actual	FY 2008 Actual	FY2009 Actual	FY 2010 Target	FY 2011 Target
Discretionary Funds						
Wildland Fire Management						
NFP Research & Development						
Customer satisfaction index score for R&D	72	72	72	75	75	75
NFP Forest Health Management - Federal Lands						
Federal acres treated under NFP - Invasives	1,588	1,602	190	9,935	6,000	6,000
Federal acres treated under NFP - Native pests	39,668	21,146	20,028	39,781	26,097	19,037
NFP Forest Health Management - Cooperative Lands						
Acres treated on cooperative lands under NFP - Invasives	192,850	158,234	120,732	117,705	117,411	70,880
Acres treated on cooperative lands under NFP - Native pests	8,441	12,456	782	4,684	2,438	3,061
NFP State Fire Assistance						
Communities at risk from wildfire assisted - NFP (number)	7,150	29,064	17,353	13,154	10,500	8,200
NFP Volunteer Fire Assistance						
Volunteer fire departments assisted - NFP (number)	4,058	5,789	8,386	6,382	3,900	3,000
Permanent Funds						
Brush Disposal						
Brush Disposal						
Acres of harvest related woody fuels treated	29,130	70,940	59,411	74,669	55,000	60,000
Salvage Timber Sales						
Timber Salvage Sales						
Volume of salvage timber sold (hundred cubic feet (CCF))	1,862,175	978,050	871,054	588,081	390,432	367,400
Volume of salvage timber sold (million board feet (MMBF))	974	517	472	294	195	184

Activity and Output/Outcome by Appropriation & Budget Line Item

	FY2006	FY 2007	FY 2008	FY2009	FY 2010	FY 2011
	Actual	Actual	Actual	Actual	Target	Target
Permanent Funds						
Stewardship Contracting						
Stewardship Contracting						
Acres of forest vegetation established	47	111	784	1,344	1,166	1,400
Acres of forest vegetation improved	13,008	14,275	15,854	16,338	23,573	25,000
Acres of noxious weeds/ invasive plant treatments	30	193	869	6,535	1,292	7,000
Acres of wildlife habitat restored or improved	4,022	12,196	5,804	36,334	8,630	15,000
Miles of stream habitat restored or enhanced	2	87	15	47	99	50
Miles of roads decommissioned	68	29	62	9	39	35
Miles of high clearance system roads improved	N/A	129	105	116	148	135
Miles of passenger car system roads improved	N/A	35	98	54	44	60
Volume of timber sold (hundred cubic feet (CCF))	471,996	655,072	678,328	743,417	825,000	830,000
Volume of timber sold (million board feet (MMBF))	241	331	339	0	413	415
Green tons of biomass made available for energy production	70,147	383,767	213,238	467,266	376,000	400,000
Acres of stewardship contracts / agreements awarded	60,344	77,676	65,890	88,304	121,000	135,000
Acres of hazardous fuels treated to reduce the risk of catastrophic fires	59,152	49,938	58,067	69,607	86,339	60,000
Acres of wildland-urban interface (WUI) high-priority hazardous fuels treated	35,727	34,285	35,617	36,858	38,500	40,000
Number of stewardship contracts / agreements contributing to watersheds in fully functioning condition (number)	7	4	7	4	12	6
Timber Sales Pipeline						
Timber Sales Pipeline Preparation						
Volume of pipeline timber prepared (hundred cubic feet (CCF))	895,639	528,827	535,120	571,061	450,000	649,000
Volume of pipeline timber prepared (million board feet (MMBF))	448	264	268	285	225	325
Forest Botanical Products						
Forest Botanical Products						
Sold value of forest botanical products	\$2,244,191	\$2,503,442	\$1,075,452	\$1,773,732	\$2,250,000	\$2,250,000

Activity and Output/Outcome by Appropriation & Budget Line Item

	FY2006 Actual	FY 2007 Actual	FY 2008 Actual	FY2009 Actual	FY 2010 Target	FY 2011 Target
Trust Funds						
Cooperative Work, Knutson-Vandenberg						
Knutson-Vandenberg						
Acres of forest vegetation established	63,112	62,195	59,135	50,622	75,373	55,700
Acres of forest vegetation improved	59,426	61,381	44,679	33,662	59,159	49,250
Highest priority acres treated annually for noxious weeds and invasive plants on NFS lands	14,119	19,977	18,502	13,234	25,293	37,700
Acres of lake habitat restored or enhanced with non-Wildlife funds	11	1,118	1,006	1,183	172	180
Miles of stream habitat restored or enhanced	19	2	9	2	12	45
Acres of wildlife habitat (terrestrial) (TES and Non-TES) restored or improved with non-Wildlife dollars	N/A	99,663	103,518	87,997	190,869	195,000
Miles of roads decommissioned	18	61	22	66	0	0
Miles of high clearance system roads improved	N/A	33	0	4	0	0
Miles of passenger car system roads improved	N/A	13	0	2	0	0
Number of stream crossings constructed or reconstructed to provide for aquatic organism passage	0	15	2	1	0	0
Acres of hazardous fuels treated to reduce risk of catastrophic fire	N/A	129,864	146,604	71,538	31,503	30,000
Acres of rangeland vegetation improved	1,178	168	3,418	508	2,118	1,300
Acres of watershed improvement	N/A	4,670	3,420	3,205	10,837	8,290

Activity and Output/Outcome by Appropriation & Budget Line Item

	FY2006	FY 2007	FY 2008	FY2009	FY 2010	FY 2011
	Actual	Actual	Actual	Actual	Target	Target
Trust Funds						
Cooperative Work, Knutson-Vandenberg Regional Work						
Knutson-Vandenberg Regional Work						
Acres of forest vegetation established	39,641	6,134	151	99	500	0
Acres of forest vegetation improved	N/A	4,570	767	1,441	0	0
Forestlands treated to achieve healthier conditions	N/A	57,756	29,911	16,527	11,000	7,000
Miles of property line maintained to standard	N/A	14	0	N/A	0	0
Miles of landownership boundary line marked/maintained to standard	N/A	36	6	17	0	0
Miles of property line marked to standard	N/A	22	0	N/A	0	0
Miles of high clearance system roads receiving maintenance	692	1,811	136	N/A	0	0
Miles of road maintenance	1,908	3,609	0	51	0	0
Miles of passenger car roads receiving maintenance	1,216	1,799	272	N/A	0	0
Acres of hazardous fuels treated to reduce risk of catastrophic fire	N/A	45,951	10,806	2,187	0	0
Acres of wildland-urban interface (WUI) high-priority hazardous fuels treated	110,893	35,588	5,549	91	0	0
Highest priority acres treated annually for noxious weeds and invasive plants on NFS lands	40,798	6,993	2,706	1,679	0	0
Acres of rangeland vegetation improved	860	0	0	103	0	0
Acres of watershed improvement	773	242	2	0	0	0
Acres of lake habitat restored or enhanced with non-Wildlife funds	12	345	0	0	0	0
Miles of stream habitat restored or enhanced	N/A	2	0	0	0	0
Acres of wildlife habitat (terrestrial) (TES and Non-TES) restored or improved with non-Wildlife dollars	N/A	9,769	46	147	0	0
Reforestation Trust Fund						
Reforestation Trust Fund						
Acres of forest vegetation established	N/A	70,290	71,731	56,567	50,050	50,300
Acres of forest vegetation improved	N/A	22,782	26,231	33,841	23,397	17,000

FY 2011 FACILITIES MAJOR PROJECT LIST
(\$ in thousands)

FY 2011 Facilities Funding																	
Region 1				Region 2				Region 1				Region 2					
ID	State	Cong District	Forest/Lab	Project Name	Fire Fac? (Y/N)	REC Mtce.	REC Imp.	FA&O Mtce.	FA&O Imp.	TOTAL Mtce.	TOTAL Imp.	TOTAL FAC.	TOTAL FAC.	TOTAL RDS.	DEF. MTCE. ELIM.	Costs Beyond FY 2011 Facilities	Roads
			Regionwide	Planning & Design* Minor Capital Improvement Projects**	N	\$ 46	\$ 135 \$ 712	\$ 116	\$ 91	\$ 162	\$ 226 \$ 712	\$ 388 \$ 712		\$ 388 \$ 244	\$ 2,339 \$ 103	\$ 1,161	\$ 765
R101	ID	1	Nez Perce	Red River H2O & Waste System Replacement	N			\$ 886		\$ 886		\$ 886			\$ 886		
R102	ID	1	Idaho Panhandle	Couer d'Alene Nursery Roof Replacement	N			\$ 498		\$ 498		\$ 498			\$ 498		
R103	MT	1	Regional Office	Aerial Fire Depot Siding	Y			\$ 274		\$ 274		\$ 274			\$ 274		
R104	ID	1	Idaho Panhandle	Fernan HVAC Renovation	N			\$ 818		\$ 818		\$ 818			\$ 818		
R105	MT	1	Lewis and Clark	Cave Mountain/West Fork Campground	N		\$ 266				\$ 266	\$ 266	\$ 241	\$ 350			
TOTAL						\$ 46	\$ 1,113	\$ 2,592	\$ 91	\$ 2,638	\$ 1,204	\$ 3,842	\$ 873	\$ 5,268	\$ 1,161	\$ 765	
FY 2011 Facilities Funding												FY 2011 Facilities Funding					
ID	State	Cong District	Forest/Lab	Project Name	Fire Fac? (Y/N)	REC Mtce.	REC Imp.	FA&O Mtce.	FA&O Imp.	TOTAL Mtce.	TOTAL Imp.	TOTAL FAC.	TOTAL FAC.	TOTAL RDS.	DEF. MTCE. ELIM.	Costs Beyond FY 2011 Facilities	Roads
			Regionwide	Planning & Design* Minor Capital Improvement Projects**		\$ 163	\$ 120	\$ 91	\$ 100	\$ 254	\$ 220	\$ 474		\$ 45	\$ 3,463	\$ 5,973	\$ 885
R201	WY	1	Med Bow-Routt	Centennial Visitor Information Center	N		\$ 360				\$ 360	\$ 360			\$ 66		
R202	CO	3	Grand Mesa, Unc. Gunnison	Columbine Recreation Area	N		\$ 325				\$ 325	\$ 325		\$ 300	\$ 217		
R203	NE	1	Nebraska	Richland Dam Repair	N			\$ 144	\$ 389	\$ 144	\$ 389	\$ 533			\$ 144		
R204	CO	5	Pike/San Isabel	O'Haver Lake Campground Rehabilitation	N	\$ 569				\$ 569		\$ 569		\$ 177	\$ 344		
R205	CO	2	Arapaho- Roosevelt	Pawnee Campground & Day Use Area - Phase 2	N		\$ 765				\$ 765	\$ 765		\$ 581	\$ 765	\$ 1,181	\$ 1,086
R206	CO	2	Arapaho- Roosevelt	Berthoud Pass Trailhead Completion	N		\$ 366				\$ 366	\$ 366			\$ 367		
R207	WY	1	Bighorn	Paintrock Lakes Campground & Trailhead Rehabilitation	N		\$ 616				\$ 616	\$ 616		\$ 87	\$ 367		
R208	CO	3	Rio Grande	Big Meadows Campground Rehabilitation, Phase 2	N	\$ 250	\$ 250			\$ 250	\$ 250	\$ 500		\$ 275	\$ 206		
TOTAL						\$ 982	\$ 2,802	\$ 235	\$ 489	\$ 1,217	\$ 3,291	\$ 4,508	\$ 1,465	\$ 5,572	\$ 7,154	\$ 1,971	

FY 2011 FACILITIES MAJOR PROJECT LIST
(\$ in thousands)

FY 2011 Facilities Funding																	
Region	ID	State	Cong District	Forest/Lab	Project Name	Fire Fac? (Y/N)	REC Mtce.	REC Imp.	FA&O Mtce.	FA&O Imp.	TOTAL Mtce.	TOTAL Imp.	TOTAL FAC.	DEF. MTCE. ELIM.	Costs		
							\$	\$	\$	\$	\$	\$	\$		Beyond FY 2011 Facilities	Roads	
Region 3							\$ 294	\$ 80		\$ 368	\$ 294	\$ 448	\$ 742		\$ 316	\$ 1,286	\$ 350
				Regionwide	Planning & Design* Minor Capital Improvement Projects**												
	R301	NM	2	Cibola	Magdalena Administrative Site, Phase 2	N			\$ 3,324		\$ 3,324		\$ 3,324	\$ 450	\$ 535	\$ 3,133	\$ 100
	R302	AZ	8	Coronado	Rose Canyon Campground, Phase 2	N	\$ 848				\$ 848		\$ 848	\$ 400	\$ 1,200	\$ 483	
					TOTAL		\$ 1,142	\$ 80		\$ 3,692	\$ 1,142	\$ 3,772	\$ 4,914	\$ 850	\$ 2,051	\$ 4,902	\$ 450
Region 4																	
				Regionwide	Planning & Design* Minor Capital Improvement Projects**					\$ 250		\$ 250	\$ 250		\$ 360	\$ 5,615	
	R401	ID	1	Payette	McCall Heilbase Project ^{1/}	Y				\$ 2,060		\$ 2,060	\$ 2,060				
	R402	UT		Ashley	Lucerne Campground Reconstruction ^{1/}	N	\$ 2,000			\$ 2,000		\$ 2,000	\$ 2,000	\$ 1,950	\$ 4,000		
	R403	UT	2	Dixie	Cedar City Maintenance Shop	N			\$ 1,425		\$ 1,425	\$ 1,425	\$ 1,425		\$ 800		
	R405	ID	2	Caribou-Targhee	Caribou-Targhee Administrative Facilities	N			\$ 2,270		\$ 2,270	\$ 2,270	\$ 2,270				
					TOTAL		\$ 2,000			\$ 6,005	\$ 2,000	\$ 6,005	\$ 8,005	\$ 1,950	\$ 5,160	\$ 5,615	
Region 5																	
				Regionwide	Planning & Design* Minor Capital Improvement Projects**					\$ 167		\$ 167	\$ 167	\$ 7	\$ 4,127	\$ 4,695	\$ 177
	R501	CA	22	Angeles	Fox Airbase Improvements, Phase 1 ^{1/}	Y				\$ 2,000		\$ 2,000	\$ 2,000		\$ 1,336		
	R501	CA	3	Mendocino	Upper Lake District Office Renovation	N			\$ 1,704		\$ 1,704	\$ 1,704	\$ 1,704	\$ 15	\$ 887		
	R502	CA	3	Tahoe	Big Bend Engine Garage	Y			\$ 1,673		\$ 1,673	\$ 1,673	\$ 1,673		\$ 700		
	R503	CA	2	Six Rivers	Mad River Duplex Renovation	N			\$ 395	\$ 365	\$ 395	\$ 365	\$ 760		\$ 365		
					TOTAL				\$ 395	\$ 5,908	\$ 395	\$ 5,908	\$ 6,303	\$ 22	\$ 7,415	\$ 4,695	\$ 177

FY 2011 FACILITIES MAJOR PROJECT LIST
(\$ in thousands)

Region 6												
		FY 2011 Facilities Funding										
ID	State	Cong District	Forest/Lab	Project Name	Fire Fac? (Y/N)	REC Mtce.	REC Imp.	FA&O Mtce.	FA&O Imp.	TOTAL Mtce.	TOTAL Imp.	TOTAL FAC.
			Regionwide	Planning & Design* Minor Capital Improvement Projects**			\$ 192	\$ 260	\$ 80	\$ 260	\$ 272	\$ 532
R601	OR	2	Wallowa-Whitman	La Grande (OR) Air Tanker Base Apron Repair 1/2	Y			\$ 1,669		\$ 1,669		\$ 1,669
R602	OR	3	Mount Hood	Zigzag Ranger District Office Consolidation	N			\$ 1,400		\$ 1,400	\$ 1,400	\$ 1,400
R603	OR	4	Rogue River-Siskiyou	Union Creek Water System	N	\$ 580				\$ 580		\$ 580
R604	OR	4	Willamette	N Waldo-Islet Campground Water System	N	\$ 430				\$ 430		\$ 430
TOTAL						\$ 1,010	\$ 192	\$ 1,929	\$ 1,705	\$ 2,939	\$ 1,897	\$ 4,836
TOTAL RDS.						DEF. MTCE. ELIM.					Costs Beyond FY 2011	
						\$ 4,242						\$ 4,163
						\$ 160						
						\$ 1,087						
						\$ 302						
						\$ 308						
						\$ 600						
						\$ 6,699						\$ 4,163

Region 8												
		FY 2011 Facilities Funding										
ID	State	Cong District	Forest/Lab	Project Name	Fire Fac? (Y/N)	REC Mtce.	REC Imp.	FA&O Mtce.	FA&O Imp.	TOTAL Mtce.	TOTAL Imp.	TOTAL FAC.
			Regionwide	Planning & Design* Minor Capital Improvement Projects**					\$ 545		\$ 545	
R801	KY	5th	Daniel Boone	Twin Knobs Accessibility	N	\$ 1,360				\$ 1,360		\$ 1,360
R802	NC	11th	North Carolina	Appalachian Ranger District Office	N			\$ 3,065		\$ 3,065	\$ 3,065	\$ 3,065
R803	FL	8th	Florida	Cleanwater Lake Bathhouse	N	\$ 365				\$ 365		\$ 365
TOTAL						\$ 1,725			\$ 3,610	\$ 1,725	\$ 3,610	\$ 5,335
TOTAL RDS.						DEF. MTCE. ELIM.					Costs Beyond FY 2011	
						\$ 1,000						\$ 12,000
						\$ 850						
						\$ 61						
						\$ 154						
						\$ 2,065						\$ 12,000

Region 9												
		FY 2011 Facilities Funding										
ID	State	Cong District	Forest/Lab	Project Name	Fire Fac? (Y/N)	REC Mtce.	REC Imp.	FA&O Mtce.	FA&O Imp.	TOTAL Mtce.	TOTAL Imp.	TOTAL FAC.
			Regionwide	Planning & Design* Minor Capital Improvement Projects**								
R901	MN	8	Superior	Elv National Air Tanker Base 1/2	Y			\$ 2,300		\$ 2,300	\$ 2,300	\$ 2,300
R902	MN	8	Chippewa	Walker Administrative Site	Y			\$ 4,250		\$ 4,250	\$ 4,250	\$ 4,250
R903	MI	2	Huron	Baldwin/White Cloud Ranger District Administrative Site	Y			\$ 1,500		\$ 1,500	\$ 1,500	\$ 1,500
R904	WV		Monongahela	Lake Sherwood Campground	N	\$ 903				\$ 903		\$ 903
TOTAL						\$ 903			\$ 8,050	\$ 903	\$ 8,050	\$ 8,953
TOTAL RDS.						DEF. MTCE. ELIM.					Costs Beyond FY 2011	
						\$ 100						\$ 50
						\$ 1,200		\$ 2,465		\$ 200		\$ 200
						\$ 250		\$ 615		\$ 4,650		\$ 175
						\$ 819						
						\$ 3,899						\$ 4,850

FY 2011 FACILITIES MAJOR PROJECT LIST
(\$ in thousands)

Region 10		FY 2011 Facilities Funding										
ID	State District	Cong District	Forest/Lab	Project Name	Fire Fac? (Y/N)	REC Mtce.	REC Imp.	FA&O Mtce.	FA&O Imp.	TOTAL Mtce.	TOTAL Imp.	TOTAL FAC.
			Regionwide	Planning & Design*		\$ 210		\$ 529	\$ 513	\$ 529	\$ 723	\$ 1,252
			Regionwide	Minor Capital Improvement Projects**		\$ 675					\$ 675	\$ 675
R1001	AK	1	Regionwide	Mountain Communication Sites	N			\$ 1,182		\$ 1,182		\$ 1,182
R1002	AK	1	Tongass	Anan Administrative Facility	N			\$ 696		\$ 696		\$ 696
R1003	AK	1	Tongass	Cascade Creek Bunkhouse Renovation	N			\$ 516		\$ 516		\$ 516
R1004	AK	1	Tongass	White Sulphur Springs Reconstruction	N	\$ 463				\$ 463		\$ 463
TOTAL						\$ 463	\$ 885	\$ 2,227	\$ 1,209	\$ 2,690	\$ 2,094	\$ 4,784

TOTAL RDS.	DEF. MTCE. ELIM.	Costs Beyond FY 2011	
	\$ 65	Facilities	Roads
	\$ 85	\$ 7,905	\$ 670
	\$ 545		
	\$ 122		
	\$ 234		
	\$ 1,051	\$ 8,575	

Stations		FY 2011 Facilities Funding										
ID	State District	Cong District	Forest/Lab	Project Name	Fire Fac? (Y/N)	REC Mtce.	REC Imp.	FA&O Mtce.	FA&O Imp.	TOTAL Mtce.	TOTAL Imp.	TOTAL FAC.
			Stationwide	Planning & Design*		\$ 303		\$ 260	\$ 328	\$ 303	\$ 260	\$ 563
			Stationwide	Minor Capital Improvement Projects**				\$ 328			\$ 328	\$ 328
S01	AK	At Large	Pacific SW	Juneau Lab Collocation, Phase 2 ^{1/}	N			\$ 4,960		\$ 4,960		\$ 4,960
S02	OR	2	Pacific NW	LaGrande Warehouse Expansion	N			\$ 102	\$ 327	\$ 102	\$ 327	\$ 429
S03	WI	7	Northern	Rhineland Lab Renovations	N			\$ 200	\$ 244	\$ 200	\$ 244	\$ 444
S04	MS	2	Southern	Stoneville Lab Renovations	N			\$ 784	\$ 730	\$ 784	\$ 730	\$ 1,514
S05	CO	4	Rocky Mountain	Ft. Collins Prospect Renovations	N			\$ 1,091	\$ 1,987	\$ 1,091	\$ 1,987	\$ 3,078
S06	GA	12	Southern	Athens Lab Renovations	N			\$ 800	\$ 100	\$ 800	\$ 100	\$ 900
S07	HI	2	Pacific SW	Hawaii Experimental Forest Infrastructure, Phase 3	N			\$ 500		\$ 500		\$ 500
TOTAL								\$ 3,280	\$ 9,436	\$ 3,280	\$ 9,436	\$ 12,716

TOTAL RDS.	DEF. MTCE. ELIM.	Costs Beyond FY 2011	
	\$ 214	Facilities	Roads
	\$ 4,939	\$ 4,939	
	\$ 1,330		
	\$ 102		
	\$ 271		
	\$ 784		
\$ 200	\$ 1,600		
	\$ 816	\$ 985	\$ 500
	\$ 5,117	\$ 6,424	

Northeastern Area		FY 2011 Facilities Funding										
ID	State District	Cong District	Forest/Lab	Project Name	Fire Fac? (Y/N)	REC Mtce.	REC Imp.	FA&O Mtce.	FA&O Imp.	TOTAL Mtce.	TOTAL Imp.	TOTAL FAC.
			Areawide	Planning & Design* ^{1/}				\$ 150	\$ 150	\$ 150	\$ 150	\$ 150
TOTAL								\$ 150	\$ 150	\$ 150	\$ 150	\$ 150

TOTAL RDS.	DEF. MTCE. ELIM.	Costs Beyond FY 2011	
		Facilities	Roads
		\$ 825	\$ 825

FY 2011 FACILITIES MAJOR PROJECT LIST
(\$ in thousands)

TOTALS FOR REGIONS, STATIONS, AREA, and TECH CENTERS			FY 2011 Facilities Funding							Costs					
ID	State District	Forest/Lab	Project Name	Fire Fac? (Y/N)	REC Mtce.	REC Imp.	FA&O Mtce.	FA&O Imp.	TOTAL Mtce.	TOTAL Imp.	TOTAL FAC.	TOTAL RDS.	DEF. MTCE. ELIM.	Beyond FY 2011 Facilities	Roads
			Regional Subtotal		\$ 8,271	\$ 5,072	\$ 7,378	\$ 30,759	\$ 15,649	\$ 35,831	\$ 51,480	\$ 6,710	\$ 39,180	\$ 53,115	\$ 3,588
			Stations Subtotal				\$ 3,280	\$ 9,436	\$ 3,280	\$ 9,436	\$ 12,716	\$ 200	\$ 5,117	\$ 6,424	
			Northeastern Area Subtotal				\$ 150			\$ 150	\$ 150			\$ 825	
			TOTAL, MAJOR PROJECT LIST		\$ 8,271	\$ 5,072	\$ 10,658	\$ 40,345	\$ 18,929	\$ 45,417	\$ 64,346	\$ 6,910	\$ 44,297	\$ 60,364	\$ 3,588
			Recreation Maintenance Under \$250,000		\$ 51,720				\$ 51,720		\$ 51,720				
			Washington Office		\$ 2,896	\$ 258	\$ 541	\$ 2,041	\$ 3,437	\$ 2,299	\$ 5,736				
			Abuquerque Service Center Business Management		\$ 4,987	\$ 422	\$ 886	\$ 3,341	\$ 5,873	\$ 3,763	\$ 9,636				
			TOTAL, OTHER PROGRAM SUPPORT		\$ 59,603	\$ 680	\$ 1,427	\$ 5,382	\$ 61,030	\$ 6,062	\$ 67,092				
			TOTAL FACILITIES MAJOR PROJECT LIST		\$ 67,874	\$ 5,752	\$ 12,085	\$ 45,727	\$ 79,959	\$ 51,479	\$ 131,438	\$ 6,910	\$ 44,297	\$ 60,364	\$ 3,588

^{1/} Using a national competition process, these projects were selected by the agency's Asset Management Review Board (AMRB) and approved by the Executive Leadership Council.

Notes:

*Planning and Design (P&D) for capital investment projects costing more than \$250,000. Project names are provided in the associated fact sheet.

**Capital improvement projects costing less than \$250,000.

FY 2011 Proposed Land Acquisition Program ^{1/}
(Dollars in Thousands)

Project Name	Forest	State	Amount
Rocky Fork	Cherokee	TN	6,000,000
Montana Legacy Completion	Flathead/Lolo	MT	6,000,000
Cube Cove	Tongass	AK	3,500,000
Packard Ranch - Phase III	Coconino	AZ	1,335,000
Hells Canyon NRA	Wallowa-Whitman	OR	2,800,000
Tenderfoot	Lewis & Clark	MT	4,000,000
Greater Yellowstone	Multiple	MT/ID	2,000,000
Missouri Ozarks	Mark Twain	MO	1,100,000
Idaho Wilderness Wild & Scenic Rivers	Salmon-Challis	ID	1,000,000
Uinta-Wasatch-Cache	Uinta-Wasatch-Cache	UT	500,000
Pacific NW Streams	Multiple	OR/WA	1,500,000
Ophir Valley	Uncompahgre	CO	1,000,000
North Carolina	NFs in North Carolina	NC	1,500,000
Summers Meadows	Humboldt-Toiyabe	CA	2,400,000
Sierra Nevada Checkerboard	Tahoe/Eldorado	CA	2,000,000
Lady C Ranch	Black Hills	SD	915,000
Shield Ranch	Coconino	AZ	1,500,000
Great Lakes/Great Lands (Upper)	Hiawatha/Ottawa	MI	1,300,000
Eldorado Meadows	Eldorado	CA	1,500,000
Little Echo Lake	Arapaho	CO	950,000
Columbia River Gorge NSA	Multiple	WA	850,000
Washington Cascade Ecosystem	Wenatchee	WA	1,500,000
Consolidation	Shasta-Trinity	CA	1,300,000
Minnesota Wilderness	Superior/Chippewa	MN	1,400,000
Suwannee Wildlife Corridor	NFs in Florida	FL	2,000,000
Upper Lochsa	Clearwater	ID	2,000,000
Fossil Creek	Coconino	AZ	900,000
Georgia Mountains	Chattahoochee-Oconee	GA	1,700,000
Russell Creek	Shoshone	WY	2,500,000
Clarion Wild and Scenic River	Allegheny	PA	1,300,000
Ashdown Gorge	Dixie	UT	1,414,000
Total Purchase			59,664,000
Acquisition Management			9,000,000
Critical Inholdings/Wilderness Protection			4,000,000
Cash Equalization			1,000,000
Total			73,664,000

^{1/} Project information required under H.R. 108-195 for operation and maintenance costs, third party involvement, and the long term national plan justification is being included in the project fact sheets provided under separate cover.

Forest Legacy Program FY 2011 Project List

Final Rank	State	Project Name	Panel Request
		Administrative Funds	6,400,000
	WY	New State Start-up	500,000
1	ME	West Grand Lake Community Forest	6,675,000
2	MT	Clearwater	5,900,000
3	MI	Crisp Point	5,175,000
4	KY	Big Rivers Corridor	3,250,000
5	ID	North Idaho Timberland Communities	3,850,000
6	TN	North Cumberland Conservation Area	3,000,000
7	CO	Ben Delatour Scout Ranch	4,000,000
8	NH	Androscoggin Headwaters	4,100,000
9	MA	Brushy Mountain	5,000,000
10	WI	Chippewa Flowage Forest	2,500,000
11	FL	Thomas Creek	3,500,000
12	VT	Northern Green Mountains Linkage	2,300,000
13	NY	Follensby Pond	3,500,000
14	CA	Chalk Mountain Area	2,000,000
15	NM	Vallecitos High Country	1,925,000
16	GA	Ocmulgee WMA expansion	4,000,000
17	AR	Maumelle Water Excellence	2,500,000
18	FSM	Yela Forest Watershed	530,000
19	NV	Castles-Bowers Mansion	500,000
20	PA	Little Bushkill Headwaters Forest Reserve	2,500,000
21	NH	Cardigan Highlands	1,350,000
Final Rank	State	Project Name	Panel Request

22	IA	Upper Iowa River Watershed	1,500,000
23	DE	Chesapeake Headwaters	2,250,000
24	IN	Discover Woods	850,000
25	UT	Green Canyon	2,000,000
26	CT	Scantic River Headwaters Project	2,230,000
27	WA	Mt St Helens Forest	2,000,000
28	NC	Campbell Creek Watershed	2,000,000
29	SD	Blood Run	1,300,000
30	TX	Longleaf Ridge Conservation Area	1,600,000
31	SC	Savannah River Phase II	1,100,000
32	ME	Katahdin Forest Expansion 3 - Gulf Hagas	1,500,000
33	CA	Usal Redwood Forest	1,000,000
34	MI	Thumb Lake Forest	1,100,000
35	AK	Chugach State Park	1,000,000
36	MT	Birch Creek Demonstration Forest	1,650,000
37	OR	South Eugene Hills Phase II	1,075,000
38	AL	Tallapoosa River Fall Line Hills	1,000,000
		Total Funding	\$100,110,000

FY 2011 Forest Service Budget at a Glance

<i>Appropriation</i>	(dollars in thousands)					
Budget Line Item	FY 2009	FY 2010	Pay &	Program	FY 2011	Percent of
	Enacted	Enacted	Other Cost	Changes	Budget	Program
			Changes			Change
Discretionary Funds						
<i>Forest & Rangeland Research</i>						
Annual Appropriations						
Forest & Rangeland Research	\$296,380	\$312,012	\$3,042	-\$10,700	\$304,354	-3%
Wildland Fire & Fuels R&D	\$28,646	\$23,605	\$229	-\$460	\$23,374	-2%
Invasive Species R&D	\$35,464	\$37,463	\$366	-\$1,298	\$36,531	-3%
Recreation R&D	\$4,940	\$5,177	\$51	-\$104	\$5,124	-2%
Resource Management & Use	\$88,878	\$100,762	\$980	-\$1,970	\$99,772	-2%
Water, Air & Soil R&D	\$36,442	\$36,136	\$353	-\$1,146	\$35,343	-3%
Wildlife & Fish R&D	\$31,609	\$30,467	\$297	-\$903	\$29,861	-3%
Inventory & Monitoring R&D	\$9,631	\$11,463	\$766	\$181	\$12,410	2%
Forest Inventory & Analysis	\$60,770	\$66,939	\$0	-\$5,000	\$61,939	-7%
Annual Appropriations Total	\$296,380	\$312,012	\$3,042	-\$10,700	\$304,354	-3%
Forest & Rangeland Research Total	\$296,380	\$312,012	\$3,042	-\$10,700	\$304,354	-3%
<i>State & Private Forestry</i>						
Annual Appropriations						
Forest Health Management - Federal Lands	\$54,110	\$57,282	\$683	-\$1,800	\$56,165	-3%
Forest Health Management - Cooperative Lands	\$46,292	\$48,573	\$90	-\$2,750	\$45,913	-6%
State Fire Assistance	\$35,000	\$39,147	\$110	-\$4,000	\$35,257	-10%
Volunteer Fire Assistance	\$6,000	\$7,000	\$0	\$0	\$7,000	0%
Forest Stewardship Program	\$27,000	\$29,369	\$147	\$0	\$29,516	0%
Forest Legacy Program	\$49,445	\$75,960	\$50	\$24,100	\$100,110	32%
Community Forest & Open Space Conservation	\$0	\$500	\$0	\$500	\$1,000	100%
Urban & Community Forestry	\$29,541	\$30,377	\$101	\$1,950	\$32,428	6%
Economic Action Programs	\$4,973	\$5,000	\$0	-\$5,000	\$0	-100%
Forest Resources Information & Analysis	\$5,000	\$5,035	\$33	\$0	\$5,068	0%
International Forestry	\$8,500	\$9,818	\$68	-\$750	\$9,136	-8%
Annual Appropriations Total	\$265,861	\$308,061	\$1,282	\$12,250	\$321,593	4%
Supplemental & Emergency Funding	\$0	\$0	\$0	\$0	\$0	
State & Private Forestry Total	\$265,861	\$308,061	\$1,282	\$12,250	\$321,593	4%

FY 2011 Forest Service Budget at a Glance

<i>Appropriation</i>	(dollars in thousands)					
Budget Line Item	FY 2009	FY 2010	Pay &	Program	FY 2011	
	Enacted	Enacted	Other Cost	Changes	President's	Budget
			Changes	Changes	Budget	
Discretionary Funds						
<i>National Forest System</i>						
Annual Appropriations						
Integrated Resource Restoration	\$0	\$0	\$6,056	\$687,716	\$693,772	0%
Restoration & Management of Ecosystems	\$0	\$0	\$6,056	\$597,716	\$603,772	0%
Collaborative Forest Landscape Restoration Fund	\$0	\$0	\$0	\$40,000	\$40,000	0%
Priority Watersheds & Job Stabilization	\$0	\$0	\$0	\$50,000	\$50,000	0%
Land Management Planning	\$48,833	\$45,917	\$440	-\$399	\$45,958	-1%
Maintain Land Management Plans	\$26,723	\$29,105	\$297	-\$458	\$28,944	-2%
Create/Revise Land Management Plans	\$22,110	\$16,812	\$143	\$59	\$17,014	0%
Inventory & Monitoring	\$167,580	\$170,502	\$1,297	-\$1,807	\$169,992	-1%
Conduct Strategic Resource Inventories	\$78,095	\$76,476	\$598	\$388	\$77,462	1%
Conduct Land Management Plan Monitoring	\$63,795	\$67,514	\$524	\$273	\$68,311	0%
Conduct Land Management Plan Assessments	\$25,690	\$26,512	\$175	-\$2,468	\$24,219	-9%
Recreation, Heritage & Wilderness	\$277,635	\$285,117	\$3,035	\$5,000	\$293,152	2%
Manage Recreation Operations	\$162,342	\$156,411	\$1,596	\$3,149	\$161,156	2%
Administer Recreation Special Use Authorizations	\$40,432	\$45,709	\$511	\$291	\$46,511	1%
Manage Heritage Resources	\$29,893	\$33,417	\$350	\$757	\$34,524	2%
Manage Wilderness & Wild & Scenic Rivers	\$44,968	\$49,580	\$578	\$803	\$50,961	2%
Wildlife & Fisheries Habitat Management	\$139,385	\$143,014	\$0	-\$143,014	\$0	-100%
Manage Aquatic Habitat	\$50,655	\$56,404	\$0	-\$56,404	\$0	-100%
Manage Terrestrial Habitat	\$79,556	\$78,002	\$0	-\$78,002	\$0	-100%
Provide Wildlife Interpretation & Education	\$9,174	\$8,608	\$0	-\$8,608	\$0	-100%
Grazing Management	\$50,000	\$50,714	\$559	-\$765	\$50,508	-2%
Manage Grazing Allotments	\$26,086	\$28,568	\$273	-\$4,156	\$24,685	-15%
Prepare Grazing Allotment NEPA	\$23,914	\$22,146	\$286	\$3,391	\$25,823	15%
Forest Products	\$332,666	\$336,722	\$0	-\$336,722	\$0	-100%
Plan & Prepare Timber Sales	\$242,825	\$250,415	\$0	-\$250,415	\$0	-100%
Administer Timber Sales	\$89,841	\$86,307	\$0	-\$86,307	\$0	-100%
Vegetation & Watershed Management	\$180,437	\$187,960	\$0	-\$187,960	\$0	-100%
Improve Forest Vegetation	\$36,873	\$37,298	\$0	-\$37,298	\$0	-100%
Establish Forest Vegetation	\$37,363	\$36,506	\$0	-\$36,506	\$0	-100%
Manage Rangeland Vegetation	\$22,116	\$24,697	\$0	-\$24,697	\$0	-100%
Maintain & Improve Watershed Conditions	\$57,055	\$62,273	\$0	-\$62,273	\$0	-100%
Manage Noxious Weeds & Invasive Plants	\$22,245	\$22,585	\$0	-\$22,585	\$0	-100%
Manage Air Quality	\$4,785	\$4,601	\$0	-\$4,601	\$0	-100%

FY 2011 Forest Service Budget at a Glance

<i>Appropriation</i>	(dollars in thousands)					
Budget Line Item	FY 2009	FY 2010	Pay &	Program	FY 2011	Percent of
	Enacted	Enacted	Other Cost	Changes	President's	Program
			Changes		Budget	Change
Discretionary Funds						
<i>National Forest System</i>						
Annual Appropriations						
Minerals & Geology Management	\$85,470	\$87,240	\$716	-\$590	\$87,366	-1%
Administer Minerals Operations	\$29,309	\$30,329	\$279	-\$402	\$30,206	-1%
Process Mineral Applications	\$22,046	\$22,533	\$208	-\$313	\$22,428	-1%
Manage Geologic Resources & Hazards	\$8,468	\$7,941	\$80	\$567	\$8,588	7%
AML Safety Risk Mitigated	\$6,272	\$7,921	\$78	\$291	\$8,290	4%
Manage Environmental Compliance	\$2,759	\$2,041	\$19	\$33	\$2,093	2%
Manage Environmental Restoration	\$16,616	\$16,475	\$52	-\$766	\$15,761	-5%
Landownership Management	\$93,299	\$95,606	\$951	-\$1,234	\$95,323	-1%
Adjust Land Ownership	\$14,106	\$13,886	\$93	-\$1,221	\$12,758	-9%
Protect Land Ownership Title	\$10,734	\$11,553	\$99	-\$2,020	\$9,632	-17%
Locate Land Boundaries	\$32,376	\$33,477	\$400	\$2,353	\$36,230	7%
Administer Land Use Authorizations	\$23,525	\$22,534	\$212	\$107	\$22,853	0%
Process Land Use Proposals	\$12,558	\$14,156	\$147	-\$453	\$13,850	-3%
Law Enforcement Operations	\$135,500	\$145,047	\$1,101	\$0	\$146,148	0%
Enforce Laws & Regulations	\$89,183	\$95,756	\$727	\$0	\$96,483	0%
Investigate Crime	\$46,317	\$49,291	\$374	\$0	\$49,665	0%
Valles Caldera National Preserve	\$4,000	\$3,500	\$0	\$0	\$3,500	0%
Rescission of Prior Year Unobligated Balances	-\$5,000	\$0	\$0	\$0	\$0	0%
Annual Appropriations Total	\$1,509,805	\$1,551,339	\$14,155	\$20,225	\$1,585,719	1%
Supplemental & Emergency Funding	\$0	\$0	\$0	\$0	\$0	
<i>National Forest System Total</i>	<i>\$1,509,805</i>	<i>\$1,551,339</i>	<i>\$14,155</i>	<i>\$20,225</i>	<i>\$1,585,719</i>	<i>1%</i>

FY 2011 Forest Service Budget at a Glance

(dollars in thousands)						
<i>Appropriation</i>						
Budget Line Item	FY 2009 Enacted	FY 2010 Enacted	Pay & Other Cost Changes	Program Changes	FY 2011 President's Budget	Percent of Program Change
Discretionary Funds						
<i>Capital Improvement & Maintenance</i>						
Annual Appropriations						
Facilities	\$126,453	\$135,010	\$698	-\$4,270	\$131,438	-3%
Maintain Facilities	\$72,597	\$86,134	\$413	-\$6,588	\$79,959	-8%
Improve Facilities	\$53,856	\$48,876	\$285	\$2,318	\$51,479	5%
Roads	\$228,825	\$236,521	\$1,465	-\$73,621	\$164,365	-31%
Maintain Passenger Car Roads	\$120,701	\$141,997	\$1,175	-\$10,673	\$132,499	-8%
Maintain High Clearance & Closed Roads	\$37,627	\$20,037	\$249	\$6,878	\$27,164	34%
Decommission Roads	\$4,172	\$4,851	\$41	-\$190	\$4,702	-4%
Improve Roads	\$66,325	\$69,636	\$0	-\$69,636	\$0	-100%
Trails	\$81,015	\$85,381	\$980	-\$3,300	\$83,061	-4%
Maintain Trails	\$60,649	\$63,846	\$716	-\$1,320	\$63,242	-2%
Improve Trails	\$20,366	\$21,535	\$264	-\$1,980	\$19,819	-9%
Deferred Maintenance & Infrastructure Improvement	\$9,100	\$9,141	\$17	\$0	\$9,158	0%
Legacy Roads & Trails	\$50,000	\$90,000	\$371	-\$40,000	\$50,371	-44%
Annual Appropriations Total	\$495,393	\$556,053	\$3,531	-\$121,191	\$438,393	-22%
Supplemental & Emergency Funding	\$0	\$0	\$0	\$0	\$0	
Supplemental & Emergency Funding - ARRA	\$650,000	\$0	\$0	\$0	\$0	
<i>Capital Improvement & Maintenance Total</i>	<i>\$1,145,393</i>	<i>\$556,053</i>	<i>\$3,531</i>	<i>-\$121,191</i>	<i>\$438,393</i>	<i>-22%</i>
<i>Land Acquisition</i>						
Annual Appropriations						
Land Acquisition	\$49,775	\$63,522	\$80	\$10,062	\$73,664	16%
Land Acquisition Management	\$8,000	\$8,000	\$80	\$920	\$9,000	12%
Purchase Land	\$41,775	\$55,522	\$0	\$9,142	\$64,664	16%
Acquisition of Lands for National Forests Special Acts	\$1,050	\$1,050	\$0	\$0	\$1,050	0%
Acquisition of Lands to Complete Land Exchanges	\$41	\$250	\$0	\$0	\$250	0%
Annual Appropriations Total	\$50,866	\$64,822	\$80	\$10,062	\$74,964	16%
<i>Land Acquisition Total</i>	<i>\$50,866</i>	<i>\$64,822</i>	<i>\$80</i>	<i>\$10,062</i>	<i>\$74,964</i>	<i>16%</i>

FY 2011 Forest Service Budget at a Glance

<i>Appropriation</i>	(dollars in thousands)					
Budget Line Item	FY 2009	FY 2010	Pay & Other Cost	Program	FY 2011	Percent of
	Enacted	Enacted	Changes	Changes	Budget	Program Change
Discretionary Funds						
<i>Other Appropriations</i>						
Annual Appropriations						
Range Betterment Fund	\$2,581	\$3,600	\$0	\$0	\$3,600	0%
Gifts, Donations, & Bequests for Research	\$50	\$50	\$0	\$0	\$50	0%
Mgt. of NF Lands for Subsistence Uses	\$5,000	\$2,582	\$24	\$0	\$2,606	0%
Annual Appropriations Total	\$7,631	\$6,232	\$24	\$0	\$6,256	0%
<i>Other Appropriations Total</i>	\$7,631	\$6,232	\$24	\$0	\$6,256	0%
 <i>Wildland Fire Management</i>						
Annual Appropriations						
Preparedness	\$675,000	\$675,000	\$9,387	\$323,839	\$1,008,226	48%
Fire Operations - Suppression	\$993,947	\$997,505	\$3,834	-\$406,339	\$595,000	-41%
Hazardous Fuels	\$328,086	\$340,285	\$2,639	\$6,523	\$349,447	2%
Non-Wildland-Urban Hazardous Fuels	\$70,171	\$88,764	\$527	-\$7,086	\$82,205	-8%
Wildland-Urban Hazardous Fuels	\$257,915	\$251,521	\$2,112	\$13,609	\$267,242	5%
NFP Rehabilitation & Restoration	\$11,500	\$11,600	\$35	-\$2,600	\$9,035	-22%
NFP Research & Development	\$23,917	\$23,917	\$143	\$0	\$24,060	0%
Joint Fire Science Program	\$8,000	\$8,000	\$9	\$0	\$8,009	0%
NFP Forest Health Management - Federal Lands	\$17,252	\$20,752	\$2	-\$6,312	\$14,442	-30%
NFP Forest Health Management - Cooperative Lands	\$9,928	\$11,428	\$27	-\$4,428	\$7,027	-39%
NFP State Fire Assistance	\$55,000	\$71,250	\$104	-\$21,250	\$50,104	-30%
NFP Volunteer Fire Assistance	\$9,000	\$9,000	\$0	-\$2,000	\$7,000	-22%
Rescission of Prior Year Unobligated Balances	\$0	-\$75,000	\$0	\$75,000	\$0	0%
Collaborative Forest Landscape Restoration Fund	\$0	\$10,000	\$0	-\$10,000	\$0	-100%
Annual Appropriations Total	\$2,131,630	\$2,103,737	\$16,180	-\$47,567	\$2,072,350	-2%
Supplemental & Emergency Funding - Fire						
Fire Operations - Suppression	\$200,000	\$0	\$0	\$0	\$0	
Fire Operations - Other	\$0	\$0			\$0	
Supplemental & Emergency Funding - Fire Total	\$200,000	\$0	\$0	\$0	\$0	
Supplemental & Emergency Funding - ARRA	\$500,000	\$0			\$0	
<i>Wildland Fire Management Total</i>	\$2,831,630	\$2,103,737	\$16,180	-\$47,567	\$2,072,350	-2%

FY 2011 Forest Service Budget at a Glance

<i>Appropriation</i>	(dollars in thousands)					
Budget Line Item	FY 2009 Enacted	FY 2010 Enacted	Pay & Other Cost Changes	Program Changes	FY 2011 President's Budget	Percent of Program Change
Discretionary Funds						
<i>FLAME Wildfire Suppression Reserve Fund</i>						
Annual Appropriations						
FLAME Wildfire Suppression Reserve Fund	\$0	\$413,000		-\$122,000	\$291,000	-30%
Annual Appropriations Total	\$0	\$413,000		-\$122,000	\$291,000	-30%
<i>FLAME Wildfire Suppression Reserve Fund Total</i>	\$0	\$413,000		-\$122,000	\$291,000	-30%
<i>Presidential Wildland Fire Contingency Reserve</i>						
Annual Appropriations						
Presidential Wildland Fire Contingency Reserve	\$0	\$0		\$282,000	\$282,000	0%
Annual Appropriations Total	\$0	\$0		\$282,000	\$282,000	0%
<i>Presidential Wildland Fire Contingency Reserve Total</i>	\$0	\$0		\$282,000	\$282,000	0%
Discretionary Funds Total	\$6,107,566	\$5,315,256	\$38,294	\$23,079	\$5,376,629	0%
Permanent Funds	\$744,284	\$742,491	\$0	-\$86,748	\$655,743	-12%
Trust Funds	\$152,582	\$164,950	\$0	-\$6,050	\$158,900	-4%
Grand Total, Forest Service	\$7,004,432	\$6,222,697	\$38,294	-\$69,719	\$6,191,272	-1%

**USDA Forest Service
Annual Performance Report**

Table of Contents

Introduction..... 3-2

 Forest Service Mission..... 3-2

 Forest Service Performance Management Framework..... 3-2

 High Priority Performance Goal Measure 3-3

 Crosswalk of Forest Service Goals and Objectives with USDA Strategic Goals..... 3-5

 Forest Service Strategic Plan Overview 3-7

 FY 2011 Budget Request by Forest Service Strategic Goal 3-8

 FY 2011 Full Time Equivalents by Strategic Goal..... 3-8

Results by Forest Service Strategic Plan Goal..... 3-9

 Goal 1: Restore, sustain, and enhance the Nation’s forests and grasslands..... 3-9

 Goal 2: Provide and Sustain Benefits to the American People..... 3-17

 Goal 3: Conserve Open Space 3-21

 Goal 4: Sustain and Enhance Outdoor Recreation Opportunities..... 3-25

 Goal 5: Maintain Basic Management Capabilities of the Forest Service 3-29

 Goal 6: Engage Urban America with Forest Service Programs 3-32

 Goal 7: Provide Science-Based Applications and Tools for Sustainable Natural Resources
Management..... 3-35

Corrective Action Plans for Measures with FY 2009 Variance from Targets for Strategic
Objectives 3-37

External Audits and Reviews..... 3-39

Management Challenges..... 3-41

FY 2009 –FY 2011 Funding and FTEs by Strategic Goal..... 3-43

Annual Performance Report

Introduction

This chapter presents the Forest Service's accomplishments associated with the U.S. Department of Agriculture (USDA) strategic plan, Forest Service strategic plan, and serves as the agency's Government Performance and Results Act Annual Performance Report for FY 2009. The discussion for each goal includes: 1) performance data for FY 2007 through FY 2009, 2) an assessment of those results, 3) corrective action plans where appropriate, and 4) implications for FY 2010 and FY 2011 performance targets. The Annual Performance Report is one of three reports issued by the Forest Service to report on financial and performance results. The other two reports include the Annual Financial Report issued in December 2009 and a Summary of Performance and Financial Information that will be published in February 2010. All three reports will be available on the Forest Service website at <http://www.fs.fed.us/>.

Forest Service Mission

The Forest Service mission is to *"Sustain the health, diversity, and productivity of the Nation's forests and grasslands to meet the needs of present and future generations."*

The agency also plays a major role in three of four goals in the new USDA Strategic Plan:

Goal 1: *"Assist rural communities to create prosperity so they are self-sustaining, repopulating, and economically thriving"*

Goal 2: *"Ensure our national forests and private working lands are conserved, restored, and made more resilient to climate change, while enhancing our water resources"*

Goal 4: *"Ensure that all of America's children have access to safe, nutritious, and balanced meals"*

Forest Service Performance Management Framework

Performance accountability is an integral part of Forest Service operating standards. The agency assigns accomplishment targets to Washington Office (WO) staff, regions, stations, and the Northeastern Area based on the agency's strategic plan goals and objectives, and input from executive leaders as to on-the-ground capability. Each unit within the agency develops a program of work consisting of specific projects to realize objectives based on congressional direction, the strategic plan, resource management plans, and budget allocations. Project plans are reviewed and updated throughout the fiscal year to reflect changed conditions.

Accomplishment data is gathered at the national forest level, reported in a designated database, and summarized by region and agency level for use by internal and external customers. Accomplishments for key performance measures are used as part of the annual performance evaluations of the Regional Foresters and other Senior Executive Service members.

Managers, supervisors, and project staff continually review the completeness and quality of the data at the ranger district, national forest, and regional levels. The Forest Service requires regional level line officers to certify that all appropriate procedures have been performed to ensure validity and reliability of key performance data, and to document data items that do not meet the standard. Reviews conducted by Washington Office staff ensure that appropriate procedures have been followed at during the year. Year-end accomplishment reports are analyzed and agency level corrective action plans are developed for unmet measures.

High Priority Performance Goal Measure

Following Administration direction, all Government agencies have developed high priority performance goals. The Forest Service contributes to the following USDA high priority performance goal:

“Accelerate the protection of clean, abundant water resources by implementing high impact targeted (HIT) practices on 3 million acres of national forest and private working lands in priority landscapes”

To focus efforts and monitor progress, the Forest Service will use the following measure related to the high priority performance goal:

Annual Output Measure	FY 2010 Target	FY 2011 Target
Acres with High Impact Targeted (HIT) practices applied	750,000	750,000

HIT practices include:

- Sustainably managing national forest and grasslands to achieve healthier conditions, including establishing vegetation, enhancing habitat, improving soil and water resources, strategic use of timber sales, administering of grazing allotments in line with Forest Plans, and maintaining trails and roads to standard
- Implementing Forest Stewardship Plans to ensure sustainable management of nonindustrial private forest land
- Protecting environmentally important forests from conversion to other uses through the Forest Legacy and Land Acquisition programs
- Managing forest vegetation in a way that achieves fire objectives as additional benefits

There are a number of long-term and efficiency measures associated with the HIT practices, which the Forest Service will continue to use in evaluating progress toward the High Priority Performance Goal:

Forest Legacy:

- Acres of environmentally important forests protected from conversion
- Total Forest Legacy Program cost or expenditure per acre protected from conversion

Invasive Species:

- Number of priority acres treated annually for invasive species or native pests
- Cost per acre treated to reduce risk

Land Acquisition:

- Number of acres acquired or donated
- Dollar cost or expenditure per acre purchased or donated

Wildland Fire:

- Total acres treated in wildland-urban interface (WUI) and non-WUI and also acres treated for other vegetation management activities that achieved fire objectives as a secondary benefit
- Acres moved to higher condition class per million dollars gross investment

National Forest Improvement and Maintenance:

- Miles of high clearance system roads receiving maintenance
- Miles of system trails maintained to standard
- Cost of capital improvement and maintenance per mile of highway legal vehicle road in good or fair condition
- Cost per trail mile maintained and improved to standard

Watershed Management:

- Acres of watershed improvement
- Acres of non-industrial private forest acres being managed sustainably, as defined by a current Forest Stewardship Plan
- Acres of terrestrial habitat enhanced
- Allotment acres administered to 100 percent of Forest Plan standards
- Acres of forest vegetation established

In addition to its contribution to the High Priority Performance Measure, the Forest Service plays a significant role in achieving relevant USDA Strategic Goals, as outlined in the following tables.

Crosswalk of Forest Service Goals and Objectives with USDA Strategic Goals

USDA Strategic Goal	Forest Service Strategic Goal	Forest Service Strategic Objective
<p>Assist rural communities to create prosperity so they are self-sustaining, repopulating, and economically thriving</p>	<p><i>2: Provide and Sustain Benefits to the American People</i></p>	<p>2.1 Provide a reliable supply of forest products over time that 1) is consistent with achieving desired conditions on NFS lands and 2) helps maintain or create processing capacity & infrastructure in local communities</p>
		<p>2.2 Provide a reliable supply of rangeland products over time that 1) is consistent with achieving desired conditions on NFS lands and 2) helps support ranching in local communities</p>
		<p>2.3 Help meet energy resource needs</p>
		<p>2.4 Promote market-based conservation & stewardship of ecosystem services</p>
	<p><i>4: Sustain and Enhance Outdoor Recreation Opportunities</i></p>	<p>4.1 Improve the quality & availability of outdoor recreation experiences</p>
		<p>4.2 Secure legal entry to national forest lands and waters</p>
		<p>4.3 Improve the management of off-highway vehicle use</p>
	<p><i>6: Engage Urban America with Forest Service Programs</i></p>	<p>6.1 Promote conservation education to increase environmental literacy through partnerships with groups that benefit & educate urban populations</p>
		<p>6.2 Improve the management of urban & community forests to provide a wide range of public benefits</p>
	<p>Ensure our national forests and private working lands are conserved, restored, and made more resilient to climate change, while enhancing our water resources</p>	<p><i>1: Restore, Sustain, and Enhance the Nation's Forests and Grasslands</i></p>
<p>1.2 Suppress wildfires efficiently & effectively</p>		
<p>1.3 Build community capacity to suppress & reduce losses from wildfires</p>		
<p>1.4 Reduce adverse impacts from invasive & native species, pests, and diseases</p>		
<p>1.5 Restore & maintain healthy watersheds & diverse habitats</p>		
<p><i>3: Conserve Open Space</i></p>		<p>3.1 Protect forest and grasslands from conversion to other uses</p>
		<p>3.2 Help private landowners and communities maintain and manage their lands as sustainable forests and grasslands</p>
<p><i>5: Maintain Basic Management Capabilities of the Forest Service</i></p>		<p>5.1 Improve accountability through effective strategic & land-management planning and efficient use of data & technology in resource management</p>
		<p>5.2 Improve the administration of national forest lands & facilities in support of the agency's mission</p>
<p><i>7: Provide Science-based Applications & Tools for Sustainable Natural Resources Management</i></p>		<p>7.1 Increase the use of applications & tools developed by Forest Service R&D stations and T&D centers</p>

Forest Service Contributions to USDA Strategic Goal Objectives and Measures¹

Performance Measure	Baseline	FY2009 Actual	FY 2010 Target	FY 2011 Target	FY 2015 Target
Assist rural communities to create prosperity so they are self-sustaining, repopulating, and economically thriving					
Economic contribution of recreation use on National Forests and Grasslands (GDP contribution)	\$13,800,000,000	N/A	N/A	N/A	\$14,400,000,000
Number of students who graduated from a USDA-run Job Corps Center	2,779	3,155	2,705	2,800	3,300
Number of communities with urban and community forestry programs resulting from Forest Service assistance	7,139	6,853	7,200	7,200	7,639
Ensure our national forests and private working lands are conserved, restored, and made more resilient to climate change, while enhancing our water resources					
Annual acres of public and private forest lands restored or enhanced	3,346,231	3,346,231	N/A	N/A	3,700,000
Total acres of private forest land, farmland, grasslands, and wetlands protected from conversion through conservation easements and fee simple purchases	1,923,549	1,897,809	2,085,809	2,300,809	2,700,000
Percent of National Forests in compliance with a climate change adaptation and mitigation strategy	0%	0%	N/A	N/A	100%
Acres of National Forest system watersheds at or near natural condition	58,000,000	58,000,000	60,390,000	61,380,000	62,000,000
Number of communities with reduced risk from catastrophic wildfire	10,000	10,000	13,000	14,000	18,000
Cumulative number of acres in the National Forest System that are in a desired condition relative to fire regime	58,500,000	58,500,000	59,131,800	59,610,600	61,500,000
Percentage of acres treated in the wildland-urban interface (WUI) that have been identified in community wildfire protection plans or equivalent plans.	36.0%	41.0%	41.0%	75.0%	55.0%

¹ **Measure 1.2.4:** Out year targets have been adjusted since the Forest Service FY 2007 – 2012 Strategic Plan to reflect current trends.

Measure 2.3.1: “Natural Condition” means that the watershed is unimpaired and stable.

Measure 2.4.1: This is a joint performance measure with the Department of Interior

Measure 2.4.2: Excluding Alaska, which does not have a consistent Fire Regime Condition Class data set at this time. A “desired condition” is defined as being within the natural (historical) range of variability of vegetation characteristics; fuel composition; fire frequency, severity, and pattern; and other associated disturbances. Fire regime is a generalized term for wildland fire’s role within a vegetative community in the absence of modern human mechanical intervention (but including the influence of aboriginal burning) as characterized by fire frequency, predictability, seasonality, intensity, duration, and scale.

Forest Service Strategic Plan Overview

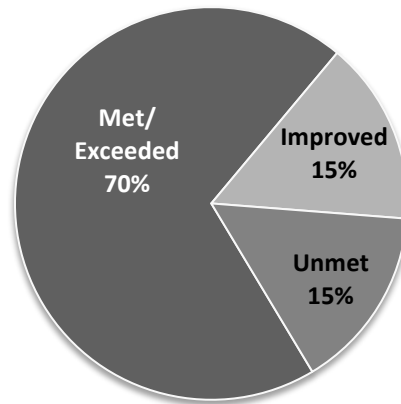
This chapter is arranged according to the Forest Service Strategic Plan for FY 2007 – 2012, which identifies seven strategic goals consistent with the agency’s mission:

- Goal 1: Restore, Sustain, and Enhance the Nation’s Forests and Grasslands
- Goal 2: Provide and Sustain Benefits to the American People
- Goal 3: Conserve Open Space
- Goal 4: Sustain and Enhance Outdoor Recreation Opportunities
- Goal 5: Maintain Basic Management Capabilities of the Forest Service
- Goal 6: Engage Urban America with Forest Service Programs
- Goal 7: Provide Science-Based Applications and Tools for Sustainable Natural Resources Management

Each goal includes specific strategic objectives and strategic performance measures, with baselines and FY 2012 targets for each measure. The Strategic Plan can be found at: <http://www.fs.fed.us/plan/>

The Forest Service met or exceeded seventy percent of its strategic goal targets in 2009. Of those targets that it did not meet, the agency improved over last year’s accomplishment in half of the cases.

Forest Service Strategic Plan Performance - 2009



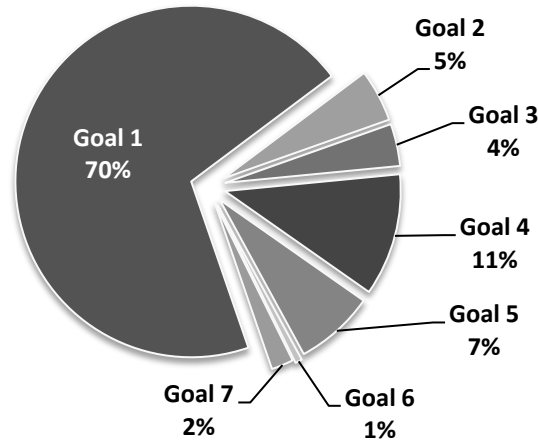
Goals are considered to be “met” if actual accomplishments are within 5 percent of the stated target for that year. Descriptions of and explanations for unmet targets for strategic measures from FY 2009 are summarized toward the end of this chapter. Included in the explanation for each performance measure is a discussion of any material inadequacies of the data, explanations for the variance, and the necessary corrective actions, if applicable.

FY 2011 Budget Request by Forest Service Strategic Goal

Each section corresponding to a strategic goal includes details of the FY 2011 budget request for that goal. Below is a summary of the overall budget request by Forest Service strategic goal.

	(dollars in thousands)		
	FY 2009 Enacted	FY 2010 Enacted	FY 2011 President's Budget
Goal 1: Restore, Sustain and Enhance the Nation's Forests and Grasslands	\$4,620,334	\$4,281,136	\$4,358,799
Goal 2: Provide and Sustain Benefits to the American People	\$572,300	\$398,907	\$294,932
Goal 3: Conserve Open Space	\$164,652	\$210,790	\$237,506
Goal 4: Sustain and Enhance Outdoor Recreation Opportunities	\$850,745	\$694,552	\$688,940
Goal 5: Maintain Basic Management Capabilities of the Forest Service	\$662,568	\$473,238	\$448,380
Goal 6: Engage Urban America with Forest Service Programs	\$34,818	\$36,546	\$38,646
Goal 7: Provide Science-Based Applications and Tools for Sustainable Natural Resources Management	\$99,015	\$127,529	\$124,069
Grand Total, Forest Service	\$7,004,432	\$6,222,697	\$6,191,272

FY 2011 President's Budget



FY 2011 Full Time Equivalents by Strategic Goal

	FY 2011		
	FY 2009 Enacted	FY 2010 Enacted	President's Budget
Goal 1: Restore, Sustain and Enhance the Nation's Forests and Grasslands	20,822	22,719	22,623
Goal 2: Provide and Sustain Benefits to the American People	2,819	2,804	2,023
Goal 3: Conserve Open Space	401	399	384
Goal 4: Sustain and Enhance Outdoor Recreation Opportunities	4,520	4,601	4,588
Goal 5: Maintain Basic Management Capabilities of the Forest Service	2,549	2,470	2,338
Goal 6: Engage Urban America with Forest Service Programs	80	85	85
Goal 7: Provide Science-Based Applications and Tools for Sustainable Natural Resources Management	674	816	819
Grand Total, Forest Service	31,865	33,894	32,860

Results by Forest Service Strategic Plan Goal

Goal 1: Restore, sustain, and enhance the Nation's forests and grasslands

Key Outcome: Forests and grasslands with the capacity to maintain their health, productivity, diversity, and resistance to naturally severe disturbance.

Healthy forests and rangelands, and their watersheds and ecosystems, provide many benefits for current and future generations. Since its creation, the Forest Service has balanced land stewardship with meeting public desires for goods and services from National Forest System (NFS) lands. Despite past successes, challenges persist. Population growth and expanding urban centers raise demand for goods, services, and amenities from the Nation's private and public forests and rangelands at the same time that natural disturbances and non-natural changes increase stress and risk of catastrophic wildfire for forest and rangeland ecosystems.

Disturbance is a natural process, which is often required to maintain or restore desired environmental conditions. However, the Forest Service and its partners are challenged to manage disturbances to sustain healthy ecosystems while avoiding adverse impacts to the goods and services provided to the public by these lands. Fire is a natural component of most forest ecosystems, but when fires occur in areas with uncharacteristically high fuel conditions, during periods of prolonged drought and high winds, or near populated areas, they threaten both communities and the environment.

Invasive and native pests, including certain insects, pathogens, plants, and aquatic pests, pose a long-term risk to forest and rangeland health. Over-crowded forest stands and drought conditions have increased the extent and frequency of insect (i.e., mountain pine beetle and gypsy moth) and disease outbreaks.

Forest Service efforts to restore and enhance ecosystem health also address the quantity and quality of water produced from public and private forests and rangelands, and improve terrestrial and aquatic habitat for wildlife and fish. The agency manages national forests and grasslands and supports State and private management of non-Federal lands in order to make the Nation's wildland ecosystems more resilient and better able to respond to future climate change and other disturbances.

FY 2011 Budget Request

Goal 1: Restore, Sustain and Enhance the Nation's Forests and Grasslands

	(dollars in thousands)		
	FY 2009 Enacted	FY 2010 Enacted	FY 2011 President's Budget
Discretionary Funds			
Annual Appropriations			
Forest & Rangeland Research	\$150,503	\$140,907	\$137,931
State & Private Forestry	\$141,402	\$152,002	\$144,335
National Forest System	\$631,687	\$652,398	\$750,353
Capital Improvement & Maintenance	\$121,953	\$163,452	\$87,533
Other Appropriations	\$5,000	\$2,582	\$2,606
Wildland Fire Management	\$2,131,630	\$2,103,737	\$2,072,350
FLAME Wildfire Suppression Reserve Fund	\$0	\$413,000	\$291,000
Presidential Wildland Fire Contingency Reserve	\$0	\$0	\$282,000
Supplemental & Emergency Funding	\$0	\$0	\$0
Supplemental & Emergency Funding - Fire	\$200,000	\$0	\$0
Supplemental & Emergency Funding - ARRA			
Capital Improvement & Maintenance	\$40,000	\$0	\$0
Wildland Fire Management	\$500,000	\$0	\$0
Discretionary Funds Total	\$3,922,175	\$3,628,078	\$3,768,108
Permanent Funds	\$592,543	\$552,235	\$512,550
Trust Funds	\$105,616	\$100,823	\$78,141
Grand Total, Forest Service	\$4,620,334	\$4,281,136	\$4,358,799

Principle Programs to Achieve Goal 1

Some of the programs critical to maintaining forest and rangeland health, productivity, diversity, and resistance to disturbance are discussed below.

Wildland Fire Management represents the largest budgetary investment for achieving the desired outcomes of Goal 1 on NFS lands. Prior-year investments in fire management planning have been used to develop a full range of fire management tactics in response to naturally occurring fires. Such responses may include avoiding suppression expenditures where fires are burning within pre-determined conditions that will produce desired reductions in hazardous fuels and restore fire-adapted ecosystem conditions—without presenting significant risk to communities and the environment. Hazardous Fuel management directly reduces the risk of unnaturally severe fire to communities and resources while producing integrated benefits for restoring fire-adapted ecosystems, enhancing wildlife habitat, and increasing forest health and watershed quality. State and Volunteer Fire Assistance programs also contribute to Goal 1 outcomes.

Under its Forest Health programs for Federal and cooperative lands, the Forest Service’s State and Private Forestry (S&PF) Deputy Chief area addresses monitoring, identification, survey, and control efforts for pests on a landscape basis.

Wildland Fire and Fuels Research and Development (Fire R&D) provides managers and policymakers essential knowledge and tools for making cost-effective and environmentally-sound fire management decisions. Products from Fire R&D ensure that the best science is available to sustain and enhance

resource values and public benefits and to minimize negative impacts of fire and its interactions with other disturbances on natural resources, water and air quality, and society.

The Integrated Resource Restoration program is the foundation for the watershed, fish and wildlife, and forest restoration and enhancement activities on NFS lands. Restoration and maintenance of sustainable landscapes and watersheds involves a holistic approach and includes actions to restore or sustain water quality and watershed processes; soil condition, stability and productivity; vegetative composition and condition; air quality; fish and wildlife habitat and populations; and aquatic ecosystems connectivity. The program directly funds watershed-scale restoration projects and leverages accomplishment of additional restoration objectives through program integration and partnerships. Management priority for the program is to focus activities on targeted watersheds with identified high priority restoration needs and opportunities. The objective is to move these watersheds toward an improved watershed condition class or prevent a decline in existing condition class. These investments will help sustain and restore the core components of functioning ecosystems, enhance watershed resiliency in the face of climate change, and help meet the increasing demand for water resources.

Goal 1 – Key Performance Measure Assessment for Wildland Fire Management

Objective 1.1 Reduce the risk to communities and natural resources from wildfire²

		Baseline	FY 2007 Actual	FY 2008 Actual	FY2009 Plan	FY2009 Actual	Percent of Target Achieved	FY 2010 Target	FY 2011 Target	FY2012 Goal
1.1.a.	Number and percentage of acres treated to restore fire-adapted ecosystems									
	(1) Moved toward desired conditions									
	Number (acres)	991,000	970,641	699,062	1,107,100	799,215	72%	1,180,000	960,000	1,600,000
	Percentage	39%	32%	23%	42%	27%	64%	49%	40%	40%
	(2) Maintained in desired conditions									
	Number (acres)	830,000	1,022,144	986,507	1,054,000	1,146,720	109%	1,128,000	1,200,000	2,000,000
	Percentage	33.0%	33.0%	32.0%	40.0%	38.0%	N/A	47.0%	50.0%	50.0%
1.1.b.	Number of acres brought into stewardship contracts	57,500	77,676	65,890	107,000	88,304	83%	121,000	135,000	150,000

Objective 1.2 Suppress wildfires efficiently and effectively

		Baseline	FY 2007 Actual	FY 2008 Actual	FY2009 Plan	FY2009 Actual	Percent of Target Achieved	FY 2010 Target	FY 2011 Target	FY2012 Goal
1.2.a	Percentage of fires not contained in initial attack that exceed a stratified cost index	24.0%	22.0%	24.3%	20.0%	22.0%	91%	19.0%	18.0%	14.0%

² Measure 1.1a(1) is calculated using change in condition class. In FY 2006, the information was not available for all vegetation treatments, so a ratio was applied to attain these baseline numbers. In FY 2007, data became available for all treatments. Improvements in data and calculation methodology required that the FY 2007 numbers be updated in FY 2008.

Objective 1.3 *Build community capacity to suppress and reduce losses from wildfires*

		Baseline	FY 2007 Actual	FY 2008 Actual	FY2009 Plan	FY2009 Actual	Percent of Target Achieved	FY 2010 Target	FY 2011 Target	FY2012 Goal
1.3.a	Percentage of acres treated in the wildland-urban interface that have been identified in community wildfire protection plans or equivalent plans.	17.0%	24.7%	36.0%	28.0%	41.0%	146%	41.0%	75.0%	50.0%

Goal 1 - FY 2009 Results Summary and Assessment for Wildland Fire Management

While the agency exceeded fuel reduction results planned for all acres treated to restore fire-adapted ecosystems, acres moved toward desired conditions were below the results planned. A variety of factors influence our ability to meet these goals, including weather, resource availability, the number of treatments required, and data projection errors. Also, it often takes multiple treatments to move an area toward its desired condition and it may take repeated entries over time to maintain an area in desired condition. In addition, numerous types of projects contribute towards achievement of treatment goals, not all of which are specifically designed to change condition class, though they achieve their project goals. Lastly, the agency continues to increase its focus on treating more strategic acres, most of which are in more costly Wildland Urban Interface areas.

The Forest Service has invested significant time and resources in containing wildland-fire costs since 2006; however the agency did not meet the target for those fires not contained in initial attack that exceed a stratified cost index. This measure was in its infancy in 2006 when baselines were established, and improvements continue to be made. Rising costs, such as fuel and aviation, contribute to increased expenditures, not all of which can be offset by cost management actions.

As discussed below, a number of analyses have helped the Forest Service to continue to improve this program.

Aircraft Replacement

In late FY 2009 the Office of Inspector General (OIG) issued a report on the agency’s plans to modernize its firefighting aircraft, particularly its air tanker fleet. This report contained nine recommendations; the Forest Service has completed actions on one and is taking actions on the other eight.

Cost Management

Following an analysis of 2008 wildland fire suppression costs, the Secretary’s Independent Panel unanimously agreed that the Forest Service exercised fiscal diligence and implemented many measures to improve cost-effectiveness. The Panel’s 2009 report yielded eight recommendations regarding strategic thinking, risk-informed management, major cost components, the agency’s safety culture, incentives, the stratified cost index, and the review/oversight process. The report also highlighted five emerging issues – the implications of climate change and rural development, the use of decision-support tools, managing firefighting in a land management agency, the significance of post-containment expenditures, and guidelines for cost sharing. The Forest Service has responded to all recommendations, incorporated these efforts into strategic documents and 2009 programs of work, and will continue to focus on them in 2010.

Fire Program Analysis (FPA)

The Government Accountability Office (GAO) report titled, *Fire Management: Interagency Budget Tool Needs Further Development to Fully Meet Key Objectives*, found that FPA showed promise in achieving some key objectives and fell short with respect to others. The Forest Service is working jointly with the Department of the Interior to respond to GAO's recommendations.

Wildland Fire Capping Report

GAO conducted a review of the progress the Federal wildland fire agencies have made in managing wildland fire over the past several years. This September 2009 report, entitled *Federal Agencies Have Taken Important Steps Forward, but Additional, Strategic Action is Needed to Capitalize on Those Steps* found that the agencies have improved their understanding of wildland fire's ecological role on the landscape and have taken important steps toward enhancing their ability to protect communities and resources cost-effectively. The report also found that the agencies have made improvements that lay important groundwork for enhancing their response to wildland fire. Despite these improvements, GAO also pointed to key actions they had previously recommended that they believe will substantially improve the agencies' management of wildland fire if completed. This report contained no new recommendations, but the agencies agreed with the findings and the Forest Service will continue to work jointly with its partners to make wildland fire management more effective.

Implications for FY 2010 and FY 2011

The agency will continue to emphasize treating more strategic acres, most of which are in more costly Wildland-Urban Interface areas. This shift in focus to these priority acres means that fewer acres overall will be treated and fewer will change condition class. The stratified cost index measure will continue to be refined in the future and targets will be adjusted accordingly. In addition, due to the recent change in implementation of the Federal Wildland Fire Management Policy, it will be appropriate to explore other options for measures in the fire suppression objective, including accounting for the number of acres burned that achieved resource benefits. This goal continues a major effort to effectively address the wildfire situation in an efficient, integrated, and comprehensive manner. Critical emphasis to continue agency efforts on these objectives will be maintained in FY 2010 and FY 2011. Targets will continue to be achieved by working in collaboration with Federal and non-Federal partners and by working across agency programs.

Means and Strategies for Success

The detailed program budget justification identifies the operations and capital investments required to continue efforts on these objectives. In particular, the following major areas of emphasis will be addressed:

- Protection of high priority values at risk, especially human life and property. This directly relates to the measure "Percentage of acres treated in the Wildland Urban Interface (WUI) that have been identified in community wildfire protection plans (CWPP) or equivalent plans."
- Integrated management of high priority landscapes to move toward desired conditions. This directly relates to the measure "Number and percentage of acres treated to restore fire-adapted ecosystems;" however, the emphasis will be on meeting this objective in conjunction with other resource objectives from other program areas.

Goal 1 – Key Performance Measure Assessment for Invasive/Native Species

Objective 1.4 *Reduce adverse impacts from invasive and native species, pests, and diseases.*³

		Baseline	FY 2007 Actual	FY 2008 Actual	FY2009 Plan	FY2009 Actual	Percent of Target Achieved	FY 2010 Target	FY 2011 Target	FY2012 Goal
1.4.a	Percentage of priority acres restored and/or protected from invasive species on Federal and Cooperative program lands									
	NFS	90.0%	75.8%	80.8%	90.0%	81.5%	91%	90.0%	90.0%	90.0%
	S&PF	90.0%	19.0%	28.4%	20.0%	26.2%	131%	20.0%	N/A	90.0%

Goal 1 - FY 2009 Results Summary and Assessment for Invasive/Native Species

The Forest Service met one of its targets for the strategic plan measures and continues to trend toward meeting the strategic plan goal.

The Forest Service focuses invasive species program implementation on outcome-based activities designed to effectively reduce the impact of invasive species on priority Federal and non-Federal lands. Treatments are prioritized based on risk, treatment efficacy and cost. Performance measures track both the quantity and effectiveness of treatments; the development, delivery and use of tools; and customer satisfaction with tools produced. The agency is also implementing an improved system of tabular and spatial record keeping for invasive species management projects.

These outcome-based performance measures have been instrumental in helping the agency better determine program success and to focus funding where treatments are most successful. National Forest System field units have been tracking and reporting these measures for the past three years. Budget allocation criteria incorporate previous year performance success to reward good performance and prioritize effective treatments. The findings of the recent audit by USDA – Office of Inspector General (OIG) are expected to provide additional opportunities and recommendations for continued improvement in the program.

Implications for FY 2010 and FY 2011

As the agency shifts emphasis to increased treatment effectiveness (including increased monitoring), and to focusing treatments on watersheds targeted for integrated resource restoration, unit costs may increase, resulting in corresponding adjustments in targets and accomplishments. Through added emphasis on treatment efficacy, the agency expects to eradicate new infestations more effectively before they establish a strong foothold, as well as to control established infestations more effectively.

Means and Strategies for Success

Forest Service invasive species program actions are currently meeting or exceeding projected performance expectations and are resulting in greater effectiveness against invasive species across the National Forest System and other Federal and cooperative lands. The program will continue to implement strategic actions, prioritize treatments, increase integration of activities across program areas, and address the full spectrum of aquatic and terrestrial invasive species to improve performance.

Treatment of invasive species will be a critical element in implementing integrated ecological restoration projects on priority landscapes. Implementation of an “all-lands” approach to ecosystem restoration in

³ S&PF accomplishments are not cumulative and reflect meeting 100% of a 5-year (2007-2012) target of nearly 4 million acres.

cooperation with the NRCS and other partners and property owners will help ensure the effectiveness of invasive species treatments across ownership and jurisdictional boundaries.

Goal 1 – Key Performance Measure Assessment for Healthy Watersheds and Diverse Habitats

Objective 1.5 *Restore and maintain healthy watersheds and diverse habitats.*

		Baseline	FY 2007 Actual	FY 2008 Actual	FY2009 Plan	FY2009 Actual	Percent of Target Achieved	FY 2010 Target	FY 2011 Target	FY2012 Goal
1.5.a	Percentage of watershed in class 1 condition	30%	30%	30%	30%	30%	101%	30%	31%	32%
1.5.b	Acres and miles of terrestrial and aquatic habitat restored consistent with forest plan direction:									
	Acres of terrestrial habitat restored	642,000	273,562	1,962,962	1,400,000	2,153,749	154%	1,607,646	1,500,000	903,358
	Miles of stream habitat restored	4,600	1,542	2,346	2,500	3,498	140%	2,600	2,900	6,474
	Acres of lake habitat restored	18,000	13,002	18,290	18,000	23,570	131%	19,060	20,000	25,328
1.5.c	Percentage of acres needing reforestation or timber stand improvement that were treated	13%	14%	15%	16%	18%	113%	17%	18%	20%

Goal 1 - FY 2009 Results Summary and Assessment for Healthy Watersheds and Diverse Habitats

The Forest Service met or exceeded all targets for this goal. The fisheries, wildlife, and watershed accomplishments were achieved, in large part from the integration with other agency programs, such as vegetation management and the capitol investment program. Other targets were accomplished through ongoing and new collaborations and partnerships with other agencies and conservation organizations. The magnitude of partner contributions and what can be accomplished on the ground are expected to continue. However, accomplishments may be hindered over the next couple of years by financial challenges that some of our partners anticipate. Integration with resource areas such as vegetation management and engineering also played an important role in achieving these targets and this is expected to continue. Integration with other resource areas enhances accomplishments as the agency becomes more skilled at developing projects that benefit multiple resources. Since FY 2008 the agency has used a unified accomplishment business rule which allows for benefits of direct actions and integrated results from other vegetative treatments to count as accomplishments when appropriate. The agency continues to refine the performance measures and accomplishment reporting process for the watershed, fisheries and wildlife habitat programs. As the agency becomes more adept at determining a more accurate unified target there will be less variation with accomplishments reported.

Implications for FY 2010 and FY 2011

Potential reductions in partner contributions will be offset by increases in integrated accomplishments and through burned areas restoration efforts. While many targets will be accomplished through integrated efforts, these accomplishments sometimes do not necessarily focus within the highest strategic priorities for fish and wildlife resources. Therefore, it will be important to continue to prioritize core work with appropriated fish and wildlife funds so that the highest priority conservation actions are achieved.

Climate change effects on at-risk species and locality considerations may play a greater role in the implementation of fisheries and wildlife management activities in FY 2011.

Means and Strategies for Success

The National Fish Habitat Action Plan, a multi agency/multi-conservation group effort, will identify the highest priority aquatic restoration areas. The action plan will assure aquatic program funds are focused in priority areas and stimulate efforts to have other resource areas work towards mutually beneficial goals in these watersheds. Work planning will identify the “ecological significance” of accomplishments – a

key concern for maintaining the continued support of partners, for both aquatic and terrestrial conservation achievements.

Mixing and pooling program funds within Goal 1 increases the integrated investment, and results in greater overall benefits for watershed health, and fish and wildlife habitat. An increased emphasis on National Forest System lands as important refugia for rare species will benefit Threatened, Endangered, and Sensitive (TES) species program accomplishments.

The agency will continue to expand reforestation capability through expansion of nursery stock production. This multi-year expansion effort was initiated using emergency supplemental funds for burned area restoration authorized late in fiscal years 2007 and 2008. Reforestation accomplishments associated with this funding are projected to continue through FY 2010 and 2011, as nursery stock becomes available for planting. Additional funds targeted to mitigate the effects of climate change through reforestation are included in the FY 2011 Integrated Resource Restoration program to continue this expanded effort.

The Forest Service is responding to recommendations from a recent program assessment by developing new policy, protocols, and tools to improve the Watershed Program's delivery and effectiveness. In response to the assessment, the Forest Service has also developed aquatic inventory and monitoring protocols for NFS lands and GIS-based tools to help States identify and prioritize critical forest areas on non-Federal lands. Through these applications and others, NFS and State and Private Forests (S&PF) are exploring meaningful ways to measure effectiveness of programs pertaining to watershed improvement.

Goal 2: Provide and Sustain Benefits to the American People

Key Outcome: Forests and grasslands with sufficient long-term multiple socioeconomic benefits to meet the needs of society.

This Strategic Goal focuses on sustaining the productivity of the Nation’s forests and grasslands to meet the needs of present and future generations. These lands contain abundant natural resources and opportunities to help meet the demands and needs of the American people. Sustainable management of these resources ensures that the availability of goods and services and land productivity is maintained for both current and future generations.

FY 2011 Budget Request

Goal 2: Provide and Sustain Benefits to the American People

	(dollars in thousands)		
	FY 2009 Enacted	FY 2010 Enacted	FY 2011 President's Budget
Discretionary Funds			
Annual Appropriations			
Forest & Rangeland Research	\$38,400	\$35,506	\$35,027
State & Private Forestry	\$4,973	\$5,000	\$0
National Forest System	\$224,819	\$227,961	\$163,597
Capital Improvement & Maintenance	\$69,353	\$72,322	\$42,250
Other Appropriations	\$2,581	\$3,600	\$3,600
Supplemental & Emergency Funding - ARRA			
Capital Improvement & Maintenance	\$190,000	\$0	\$0
Discretionary Funds Total	\$530,126	\$344,389	\$244,474
Permanent Funds	\$20,048	\$29,565	\$29,225
Trust Funds	\$22,126	\$24,953	\$21,233
Grand Total, Forest Service	\$572,300	\$398,907	\$294,932

Principle Programs to Achieve Goal 2

The Forest Service actively manages forest vegetation through the Integrated Resource Restoration program to meet ecosystem and watershed restoration objectives, and renewable forest products are produced as an outcome of these treatments. Active vegetation management also serves as an important tool for meeting objectives such as wildlife habitat restoration, while optimizing carbon sequestration opportunities to mitigate climate change.

Forest Service administration of over 8,000 grazing allotments provides a sustainable supply of forage for livestock and wildlife, economic support for rural communities, and maintenance of open space and habitat connectivity across national forest and the associated private lands used for livestock production.

The Minerals & Geology program ensures that minerals operations provide adequate protection of surface resources and meet resource objectives of the Energy Policy Act of 2005.

To help increase the Nation’s supply of renewable energy, the Forest Service will continue to implement the agency’s Woody Biomass Utilization Strategy, engage in hydropower licensing, wind energy development and geothermal operations on NFS lands.

Forest Service Research and Development provides science, management, and technology services to forest and rangeland owners, managers, policy makers, scientists, and the public so they can manage and use forest and rangeland resources to improve the standard of living and quality of life for current and future generations.

Other programs, such as Landownership Management and the Capital Improvement and Maintenance programs, provide necessary infrastructure and management support to enable the Forest Service to supply goods and services to the American public, while helping meet critical resource needs.

Goal 2 – Key Performance Measure Assessment

Objective 2.1 *Provide a reliable supply of forest products over time that is consistent with achieving desired conditions on NFS lands and helps maintain or create processing capacity and infrastructure in local communities.*⁴

Objective 2.2 *Provide a reliable supply of rangeland products over time that is consistent with achieving desired conditions on NFS lands and helps support ranching in local communities.*

		Baseline	FY 2007 Actual	FY 2008 Actual	FY2009 Plan	FY2009 Actual	Percent of Target Achieved	FY 2010 Target	FY 2011 Target	FY2012 Goal
2.2.a	Acres of national forests and grasslands under grazing permit that are sustainably managed for all rangeland products	81,560,000	90,197,781	79,472,798	81,560,000	79,097,281	97%	81,560,000	81,560,000	81,560,000

⁴ **Measure 2.1.a:** 1 CCF = 100 cubic feet harvested; The 2011 target only includes volume generated through salvage sales and treatments using regional K-V funds. Unknown additional volume will be generated through integrated restoration treatments; Actual accomplishments will depend on volume generated as an outcome of integrated restoration treatments, especially those using stewardship contracts and agreements as a cost effect means to implement treatments.

Measure 2.1.b: The initial collection of data for this performance measure commenced at the beginning of FY2007.

Objective 2.3 *Help meet energy resource needs.*

		Baseline	FY 2007 Actual	FY 2008 Actual	FY2009 Plan	FY2009 Actual	Percent of Target Achieved	FY 2010 Target	FY 2011 Target	FY2012 Goal
2.3.a	Percentage of land Special Use Permit applications for energy-related facilities that are completed within prescribed timeframes	50%	45%	100%	60%	100%	167%	95%	100%	50%
2.3.b	Percentage of energy-mineral applications that are processed within prescribed timeframes	45%	11%	8%	50%	8%	16%	50%	50%	55%

Objective 2.4 *Promote market-based conservation and stewardship of ecosystem services.*

		Baseline	FY 2007 Actual	FY 2008 Actual	FY2009 Plan	FY2009 Actual	Percent of Target Achieved	FY 2010 Target	FY 2011 Target	FY2012 Goal
2.4.a	Number of States that have agreements with the Forest Service to help private forest landowners market ecosystem services	1	6	12	N/A	17	0%	19	21	14

Goal 2 - FY 2009 Results Summary and Assessment

The Forest Service met four of the five targets set for this goal. The agency did not meet the planned level of forest products harvest due to the continued effects of the economic downturn and associated declines in the forest products market. This resulted in about 770,000 CCF (about 400 MMBF) of sale offering that received no bid.

The increase in availability of woody biomass was generated in large part through fuel hazard reduction projects funded with ARRA funds. Demand for, and utilization of, this resource continues to lag behind the availability, due to the need for development and refinement of the technology and infrastructure to effectively utilize available woody biomass for bio-energy production

Pending litigation and court decisions continue to affect the performance of the Minerals and Geology program. The majority of energy mineral applications submitted to the Forest Service cannot be completely processed until legal and policy matters are resolved. The ability to complete an environmental analysis for the energy mineral proposal is indirectly affected by pending litigation and court decisions such as contradictory Appellate court decisions regarding “roadless” policy and pending litigation regarding use of categorical exclusions. For example, a proposal to develop energy-minerals within a roadless area would be problematic. The agency continues to process energy-mineral proposals but cannot issue final decisions or move to completion until these legal issues have been resolved. No changes are anticipated at this time.

Implications for FY 2010 and FY 2011

Market conditions for forest products are expected to trend upwards in FY 2010 and through 2011, resulting in part from the economic stimulus provided by ARRA funded projects as well as from recovering housing markets. Increases in harvest levels are expected in response to these conditions, and as contracts that were extended during the economic downturn approach their termination dates. Demand for excess woody biomass is also expected to trend upwards due both to improved market conditions and

as infrastructure and enhanced technology for the economically viable utilization of this available resource come on line.

Organizational changes in the Minerals program, initiated in FY 2010, will refocus agency oversight and lead to more effective program delivery. Projected outputs may need to be reassessed, based upon the outcome of current litigation.

Means and Strategies for Success

The agency will continue to shift the emphasis for the production of forest products to being an outcome of meeting vegetation management, habitat management, and ecosystem restoration objectives. Integrated Resource Restoration program funds will be instrumental in implementing the projects identified through restoration planning on priority landscapes and other landscape scale ecosystem restoration efforts.

Increasing the recognition and acceptance that utilization of excess woody biomass as a source of bio-energy will be critical to successfully expanding opportunities to meet forest and habitat health objectives. Explaining to the public and lawmakers the feasibility and effectiveness of utilizing this available resource generated by forest and ecosystem restoration projects while meeting long-term carbon sequestration and other climate change mitigation objectives will be essential steps in building this support. Demonstrating the feasibility of providing a sustainable supply of woody biomass to support the development of new technology and infrastructure will also be essential to gaining support for this opportunity.

Goal 3: Conserve Open Space

Key Outcome: Maintain the environmental, social, and economic benefits of forests and grasslands by reducing and mitigating their conversion to other uses.

Undeveloped forests and grasslands, including working farms, ranches, and timber lands, help protect water quality, conserve native wildlife, and provide renewable timber and non-timber products, places to recreate, and scenic beauty. Conservation of these open spaces is essential to maintain the multitude of public benefits, ecosystem services, and products we all need and enjoy. Cooperation across boundaries, including Federal, State, private, and tribal lands, is essential to address large-scale conservation issues such as adaptation to climate change, conservation of water resources and drinking water supply, reduction of wildfire risk, and protection of at-risk species while providing for the creation of green jobs.

Under this goal, the Forest Service works with States and private landowners to conserve environmentally important forests, ensuring their value and use for current and future generations. The agency also provides cutting edge technology to identify critical private forest landscape areas where conservation threats and opportunities converge. The agency and State Foresters are working to target planning and technical assistance where it will maximize ecosystem service returns for both the public and individual landowners.

Land acquisition and exchange programs conserve the integrity of undeveloped lands and prevent their conversion to incompatible uses. The Forest Service acquires lands, waters, and related interests through purchase, donation, or exchange within the NFS for such purposes as outdoor recreation, wildlife habitat conservation, water quality, invasive species control, fire suppression, climate change mitigation, watershed protection and enhancement, and resource management.

The Forest Service’s grazing-permit program helps assure the long term maintenance of open space and habitat connectivity provided by private ranch lands by linking national forest and grassland grazing authorizations to these privately owned lands.

FY 2010 Budget Request

Goal 3: Conserve Open Space			
(dollars in thousands)			
	FY 2009 Enacted	FY 2010 Enacted	FY 2011 President's Budget
Discretionary Funds			
Annual Appropriations			
Forest & Rangeland Research	\$2,145	\$3,332	\$3,235
State & Private Forestry	\$76,445	\$105,829	\$130,626
National Forest System	\$33,061	\$34,157	\$26,181
Land Acquisition	\$50,866	\$64,822	\$74,964
Discretionary Funds Total	\$162,517	\$208,140	\$235,006
Trust Funds	\$2,135	\$2,650	\$2,500
Grand Total, Forest Service	\$164,652	\$210,790	\$237,506

Principal Programs to Achieve Goal 3

Forest Service programs that contribute toward conservation of open space involve Research & Development, National Forest System, and State & Private Forestry programs.

The Forest Inventory and Analysis (FIA) program tracks a nationwide system of forest inventory plots in a statistically sound lands inventory matrix. This data provides detailed information on stand characteristics and complements the more broad-based Natural Resource Inventory carried out on non-Federal lands by the Natural Resources Conservation Service.

The Landownership Management and Land Acquisition Programs support land acquisitions through purchase, donation, and exchange to improve public access for outdoor recreation, watershed protection, implementation of priority vegetation management, conservation of the integrity of undeveloped lands, and habitat quality. Private land conservation organizations work closely with Land Acquisition Programs to secure the purchase of critical open space landscapes in advance of Federal appropriations. These groups assume much of the cost associated with the acquisition of the lands and often transfer them to the Forest Service for less than their appraised value, providing public savings. The Land Acquisition Program presents proposed acquisition projects to Congress annually based on a nationwide evaluation of current purchase opportunities. The primary identification criteria are recreational opportunity and use, along with preservation of open space.

The Forest Legacy Program (FLP) is administered by the Forest Service in cooperation with state partners to protect environmentally important forest areas that are threatened by conversion to development and other non-forest uses. Land trusts and other conservation organizations play a critical role in identifying and completing projects. FLP projects are selected through a two-step nationally competitive process, and focus on the conservation of working forests – those that provide forest products, water, fish and wildlife habitat, and recreational opportunities.

The Forest Stewardship Program works through State agency and other partners to sustain and improve our Nation's private forest landscapes. The program develops and delivers appropriate technical and planning assistance to enable active, informed, long-term forest management. Forest Stewardship management plans provide landowners with practical guidance for achieving their own unique objectives in a way that also maximizes public goods and services provided by forests, such as clean drinking water, clean air, carbon sequestration, wood fiber, recreation, and scenic landscapes. Landowners who implement Forest Stewardship Management Plans are in a much better position to participate in certification programs and access emerging markets, such as those for ecosystem services and carbon credits.

Goal 3 – Key Performance Measure Assessment for Conserve Open Space**Objective 3.1** *Protect forests and grasslands from conversion to other uses.*⁵

	Baseline	FY 2007 Actual	FY 2008 Actual	FY 2009 Plan	FY 2009 Actual	Percent of Target Achieved	FY 2010 Target	FY 2011 Target	FY 2012 Goal
3.1.a. Acres of environmentally important forests and grasslands protected from conversion (number of acres added annually)									
Annual	0	88,091	194,987	104,000	176,471	170%	188,000	215,000	N/A
Cumulative	1,360,000	1,448,091	1,643,078	1,747,078	1,897,809	109%	2,085,809	2,300,809	2,000,000

Objective 3.2 *Help private landowners and communities maintain and manage their land as sustainable forests and grasslands.*⁶

	Baseline	FY 2007 Actual	FY 2008 Actual	FY 2009 Plan	FY 2009 Actual	Percent of Target Achieved	FY 2010 Target	FY 2011 Target	FY 2012 Goal
3.2.a. Acres of nonindustrial private forest land that are being managed sustainably under forest stewardship management plans.									
Annual	1,760,000	1,715,206	1,888,904	2,000,000	2,076,447	104%	2,000,000	2,250,000	2,000,000
Cumulative	15,133,689	16,848,895	18,737,799	20,500,000	18,582,449	91%	22,000,000	23,500,000	25,000,000

Goal 3 - FY 2009 Results Summary and Assessment

While the Forest Service exceeded its target for protecting land from conversion to other uses, it fell short of its forest stewardship objective under this goal.

The agency accomplished less than its land adjustment target. This was primarily due to a delay in completing the appraisal for a State of Montana, Department of Natural Resources and Conservation (DNRC), phased land exchange project on the Lolo National Forest, consisting of 12,000 acres. The Forest is currently on track to complete the entire exchange in FY 2010 (both phases) consisting of 24,000 acres.

Implications for FY 2010 and FY 2011

The Forest Service is on track to meet its 2012 strategic plan objective to protect forests and grasslands from conversion to other uses given the FY 2010 and FY 2011 targets under 3.1. It is also likely that the targets for measure 3.2 will be met as states continue to focus efforts in high priority program areas. This will depend to some extent on program funding levels.

Means and Strategies for Success

Core programs and initiatives that directly support this goal are Research and Development, Ecosystem Services, Community Forest and Open Space Conservation Program (2010 new program), Forest Legacy Program, Forest Stewardship Program, and Land and Realty Management, which includes Lands Adjustment (NFLM, land exchanges, land interchanges, land donations) and Land Purchase activities (LALW).

⁵ Measure 3.1.a is reported annually, but the baseline and 2012 targets are cumulative. Annual numbers represent reported accomplishments at the end of the fiscal year. Cumulative numbers represent accomplishments through the end of the fiscal year plus adjustments made for late-arriving data from the States, which may result in a mathematical difference between the two representations.

⁶ Includes acres managed under current forest stewardship management plans only; as plans expire they are not always renewed, resulting in a slight drop in the cumulative number for this measure from 2008 to 2009.

Additional contributing programs include Urban & Community Forestry, Land Management Planning, Tribal Relations, Grazing Management, Woody Biomass Utilization and Energy, Recreation, Heritage and Wilderness, Integrated Resource Restoration, Forest Health, Conservation Education, and Cooperative Fire.

Goal 4: Sustain and Enhance Outdoor Recreation Opportunities

Key Outcome: A variety of high-quality outdoor recreational opportunities on the Nation’s forests and grasslands are available to the public.

The Forest Service is challenged with sustaining adequate high-quality outdoor recreational experiences to meet the Nation’s needs while maintaining the ecological integrity of national forests and grasslands. Between FY 2006 and FY 2008 the agency experienced an average of 178 million visits on national forests. America’s population is projected to increase by nearly 50 percent by the middle of this century. Increasing population demands and declining public access to privately-owned forestland place extensive pressure on public lands to provide recreational opportunities.

The Forest Service explores and implements scientifically verified management solutions in order to support recreation needs without incurring adverse resource impacts. Agency research provides new technologies, methods, and models to address current problems. Researchers also examine anticipated future recreation management problems, opportunities, and needs, and apply social science research to analyze the changing public perceptions of the value and importance of outdoor recreation opportunities. With an understanding of public opinion and need, the agency can best inform and develop policies and decisions on national forest and grasslands.

Preserving high-quality recreation opportunities also requires maintaining lands, recreation facilities, roads, and trails. This infrastructure enables the Forest Service to provide opportunities to interact with wildlife, explore wilderness and heritage resources, engage in educational activities, and access off-highway vehicle trails. Partners contribute significant resources supporting tourism, interpretive services, recreation special uses, congressionally designated areas, and national forest scenic by-ways.

FY 2010 Budget Request

Goal 4: Sustain and Enhance Outdoor Recreation Opportunities			
(dollars in thousands)			
	FY 2009 Enacted	FY 2010 Enacted	FY 2011 President's Budget
Discretionary Funds			
Annual Appropriations			
Forest & Rangeland Research	\$7,988	\$6,037	\$6,025
National Forest System	\$268,325	\$275,357	\$283,490
Capital Improvement & Maintenance	\$242,717	\$267,476	\$261,864
Supplemental & Emergency Funding - ARRA			
Capital Improvement & Maintenance	\$200,000	\$0	\$0
Discretionary Funds Total	\$719,030	\$548,870	\$551,379
Permanent Funds	\$110,903	\$111,508	\$83,535
Trust Funds	\$20,812	\$34,174	\$54,026
Grand Total, Forest Service	\$850,745	\$694,552	\$688,940

Principal Programs to Achieve Goal 4

The principal programs for accomplishing the desired outcome of Goal 4 are the Recreation, Heritage, and Wilderness Programs. Research and Development produces recreation science and management tools to inform recreation managers on outdoor recreation trends and desires, as well as tools to improve management efficiency.

Wildlife and fish habitat is restored and enhanced as both a direct result of funds appropriated for that purpose as well as a result of the integrated efforts of other vegetation management programs for the enjoyment of the recreating public.

Goal 4 – Key Performance Measure Assessment

Objective 4.1 Improve the quality and availability of outdoor recreation experiences.

		Baseline	FY 2007 Actual	FY 2008 Actual	FY2009 Plan	FY2009 Actual	Percent of Target Achieved	FY 2010 Target	FY 2011 Target	FY2012 Goal
4.1.a	Percentage of recreation sites maintained to standard	65%	67%	65%	57%	67%	118%	67%	66%	81%
4.1.b	Percentage of total recreation capacity at developed recreation sites that meets accessibility standards	10%	N/A	22%	20%	23%	115%	24%	27%	30%
4.1.c	Percentage of trails that meet national quality standards	60%	39%	N/A	40%	26%	65%	40%	40%	60%
4.1.d	Percentage of customers who are satisfied with recreational facilities, services, and settings	80%	90%	89%	90%	91%	101%	90%	90%	85%
4.1.e	Percentage of road system intended for passenger car use that is suitable for passenger car use	29%	90%	89%	88%	89%	101%	89%	89%	75%

Objective 4.2 Secure legal entry to national forest lands and waters.

		Baseline	FY 2007 Actual	FY 2008 Actual	FY2009 Plan	FY2009 Actual	Percent of Target Achieved	FY 2010 Target	FY 2011 Target	FY2012 Goal
4.2.a	Percentage of high priority access rights-of-way acquired	90%	90%	78%	90%	74%	82%	85%	85%	N/A

Objective 4.3 Improve the management of off-highway vehicle use.

		Baseline	FY 2007 Actual	FY 2008 Actual	FY2009 Plan	FY2009 Actual	Percent of Target Achieved	FY 2010 Target	FY 2011 Target	FY2012 Goal
4.3.a	Percentage of NFS lands covered by new motor vehicle use maps reflecting a designated-use system of roads, trails, and areas	0.0%	13.0%	27.0%	70.0%	43.7%	62%	98.0%	100.0%	100.0%

Goal 4 - FY 2009 Results Summary and Assessment

The Forest Service met or exceeded four of the seven targets for Goal 4. The agency exceeded its target in recreation facilities managed to standard in large part because of additional resources provided through Recreation Enhancement Fund and the American Recovery and Reinvestment Act (ARRA), along with contributions from volunteers and youth organizations that help the agency manage the recreation, heritage, facilities, and trails programs. Many of the regions leveraged their effectiveness by recruiting volunteers to improve recreation facilities and directed resources towards routine maintenance projects and not for their more expensive deferred maintenance.

The current inventory of passenger car roads presents a significant challenge to maintain to an appropriate standard. It is necessary to identify the appropriately sized, safe, and sustainable road system for passenger cars that provides access to and through the NFS lands.

Implications for FY 2010 and FY 2011

Emphasis toward achievement of these objectives will be maintained in FY 2010 and FY 2011 by: (1) continuing to create and strengthen partnerships, (2) focusing resources on mission-driven priorities, (3) connecting recreation benefits to communities, (4) providing for changing urban populations and, most importantly, (5) sustaining and expanding quality recreation opportunities. Ongoing efforts will continue to be made to ensure that these performance objectives are met, including emphasizing the use of additional resources through partnerships and other authorities that are directed towards reducing deferred maintenance.

The National Forest Road System is an integral part of the rural transportation network and is operated and maintained to provide safe access for resource program activities. Efforts are being made to “right size” (establish the appropriate mix of road maintenance levels) the National Forest System (NFS) transportation system to establish an appropriately sized, safe, sustainable road system for passenger cars that provides access to and through NFS lands in support of current resource management needs. The deferred maintenance backlog on the road and bridge system is significant and is a barrier to a quality outdoor experience. Efforts are being made to identify the system of roads that: 1) meet identified needs, 2) are sustainable with available resources, and 3) compliant with environmental and safety requirements. The reduction in available resources coupled with the rising cost of construction due to high fuel and material prices could affect the ability of the agency to meet its goals.

Means and Strategies for Success

The program budget in this document identifies the operations and capital investments required to continue efforts on these objectives. In particular, the following major areas of emphasis will be addressed:

- Provide a diverse range of quality natural resource based recreation opportunities in partnership with people and communities.
- Protect the natural, cultural and scenic environment for present and future generations to enjoy.
- Partner with public and private recreation service providers to meet public needs.
- Implement corporate systems to ensure effective decisions, investments and sound business practices and enhance the professionalism of our workforce.
- Identify that the system of roads needed to meet agency needs is sustainable with available resources and in compliance with environmental and safety requirements.

- Establish the appropriate mix of road maintenance levels for the NFS Transportation System in line with financial resources and in conformance with approved land management resource plans.
- Validate/update Road Management Objectives with line officers.

Goal 5: Maintain Basic Management Capabilities of the Forest Service

Key Outcome: Administrative facilities, information systems, and landownership management with the capacity to support a wide range of natural resource challenges.

Natural resources are affected by a wide range of forces, including natural events, overuse, and various management and law enforcement activities. The Forest Service maintains a workforce with the skills and capabilities to deal with the impacts of these events and assist other countries in managing their natural resources. Effectively managing its natural resources and ensuring the safety of the land and its users requires quality data, strategic unit plans, law enforcement officials, and facility maintenance, to meet these needs.

Land management plans, required of each unit in the National Forest System, facilitate the implementation of governing laws and regulations. Collaboration with the public ensures that Forest Service units continually address changing conditions and public needs. Inventory and monitoring activities provide verifiable data and spatial resource information to support land management planning, ecosystem assessments, and other program management needs. The Forest Service also maintains and manages dams, fire and administrative facilities, and supporting infrastructure critical to achieving resource management goals and objectives.

FY 2011 Budget Request

Goal 5: Maintain Basic Management Capabilities of the Forest Service

	(dollars in thousands)		
	FY 2009 Enacted	FY 2010 Enacted	FY 2011 President's Budget
Discretionary Funds			
Annual Appropriations			
State & Private Forestry	\$8,500	\$9,818	\$9,136
National Forest System	\$351,913	\$361,466	\$362,098
Capital Improvement & Maintenance	\$61,370	\$52,804	\$46,746
Supplemental & Emergency Funding - ARRA			
Capital Improvement & Maintenance	\$220,000	\$0	\$0
Discretionary Funds Total	\$641,783	\$424,088	\$417,980
Permanent Funds	\$20,785	\$49,150	\$30,400
Grand Total, Forest Service	\$662,568	\$473,238	\$448,380

Principal Programs to Achieve Goal 5

Many Forest Service programs contribute toward achieving the outcome of Goal 5. Some of the programs include Land Management Planning, Law Enforcement, Inventory and Monitoring, Capital Improvement and Maintenance – Facilities, and International Programs.

Goal 5 – Key Performance Measure Assessment

Objective 5.1 Improve accountability through effective strategic and land management planning and efficient use of data and technology in resource management.

		Baseline	FY 2007 Actual	FY 2008 Actual	FY2009 Plan	FY2009 Actual	Percent of Target Achieved	FY 2010 Target	FY 2011 Target	FY2012 Goal
5.1.a	Percentage of selected data in information systems that is current to standard	44%	46%	54%	64%	54%	84%	76%	78%	100%

Objective 5.2 Improve the administration of national forest lands and facilities in support of the agency’s mission.⁷

		Baseline	FY 2007 Actual	FY 2008 Actual	FY2009 Plan	FY2009 Actual	Percent of Target Achieved	FY 2010 Target	FY 2011 Target	FY2012 Goal
5.2.a	Percentage of administrative facilities that are being maintained to standard	64%	66%	63%	66%	66%	100%	68%	65%	75%
5.2.b	Percentage of newly reported encroachments and title claims administered to standard	60%	N/A	3%	10%	5%	50%	20%	20%	90%

Goal 5 - FY 2009 Results Summary and Assessment

The Forest Service met two of its three targets under Goal 5; all FY 2009 results were on par with or improved over FY 2008.

In FY 2009, the agency completed its third year of piloting tools designed to assess the quantity and quality of data in corporate applications. The initial focus has been on assessing the completeness of selected data layers in agency geographic information system (GIS) data sets. However, the results provided above do not reflect total FY 2009 accomplishment due to a delay in providing direction to the field for capturing the needed data. In future years, an adjustment to the timing of the data request is needed to ensure the availability of needed information in a timely manner.

The Forest Service continues to implement an integrated strategy for reducing the agency's environmental footprint and improving operational consumption. This will be executed through achievement of energy intensity reduction goals, implementation of the agency's Environmental Management System (EMS), and the USDA Sustainable Building Implementation Plan.

The Forest Service continues to develop long-term outcome-based performance measures that fully cover the Capital Improvement and Maintenance program, including safety, condition suitability and

⁷Efforts are underway to develop a new performance measure and associated targets for measure 5.2.b.

environmental suitability, utilization, and mission dependency. It will also develop and implement a strategy to prioritize road, facility and trail improvements that reflect investment strategies as a common criterion for reducing the deferred maintenance backlog. Finally, the agency has utilized disposal authorities to convey excess or unneeded properties through the Facilities Realignment and Enhancement Act.

Implications for FY 2010 and FY 2011

The agency will continue assessing the quantity and quality of data in its corporate applications. Future efforts will focus on examining data holdings in specific applications in addition to GIS data layers. The results of future assessments may not necessarily show the desired positive trend as more sets of data are either added to or potentially eliminated from the assessment. The intent is to develop the capability to conduct these assessments and use the results to become more efficient in acquiring only the data that is essential for meeting agency business requirements and reducing agency costs for managing data that is no longer needed.

The Forest Service needs to utilize existing authorities, in addition to requesting new authorities or extensions as appropriate to reduce the inventory of unneeded buildings resulting in more efficient use of available funds to maintain the remaining facility portfolio at appropriate standards. Agency goals will be met when the unneeded buildings are removed or conveyed, needed buildings are sustainable within available budgets and in compliance with appropriate building codes, and located on sites that provide the needed Forest Service presence for the public.

Means and Strategies for Success

Actions to be taken to address performance are as follows:

- Coordinate inventory, monitoring, and assessment activities through the development and implementation of an integrated program planning process that addresses essential information needs related to agency business requirements.
- Focused funding and emphasis on collection and standardization of essential information;
- Implementation of a standards-based approach and framework for information management and related business operations. This includes implementation of a protocol (standards and methods) governance strategy;
- Foster and realize opportunities for collaboration, cooperation, and coordination across the Forest Service programs and with partners, including the public; local, State, and other Federal agencies; and non-government organizations.
- Focus resources towards right-sizing the portfolio of administrative infrastructure.
- Implement local facility master plans, which identify infrastructure necessary to support the mission.
- Divest obsolete or misaligned facilities through Conveyance authority or other means (approximately 4,000 structures over the next ten years).
- Maintain mission critical facilities (as defined in the USDA Asset Management Plan) and other priority assets to the highest standard.

Goal 6: Engage Urban America with Forest Service Programs

Key Outcome: Broader access by Americans to the long-term environmental, social, economic, and other types of benefits provided by the Forest Service.

The Forest Service promotes understanding and professional management of the Nation’s forests, including its urban forests. The National Forest System, State and Private Forestry, and Research and Development all contribute to an integrated approach for natural resources stewardship to better connect urban residents to the value of well-managed public and private forests and to improve quality of life.

The Forest Service uses its institutional capacity, expertise and extensive partnerships to engage and benefit urban America by:

- providing all Americans broader access to the benefits trees and forests provide: clean air, clean and abundant water, reduced energy costs, reduced green house gas emissions, recreation, improved human health, and jobs;
- enriching the connections between urban America and nature by providing conservation education and meaningful outdoor experience;
- developing future natural resource leaders and providing meaningful outdoor recreational opportunities; and
- providing urban residents increased opportunities to participate in natural resources stewardship and management, including green jobs, and enhancing sustainable management of urban natural resources for the benefit and well being of all.

FY 2011 Budget Request

Goal 6: Engage Urban America with Forest Service Programs			
(dollars in thousands)			
	FY 2009 Enacted	FY 2010 Enacted	FY 2011 President's Budget
Discretionary Funds			
Annual Appropriations			
Forest & Rangeland Research	\$5,272	\$6,136	\$6,185
State & Private Forestry	\$29,541	\$30,377	\$32,428
Discretionary Funds Total	\$34,813	\$36,513	\$38,613
Permanent Funds	\$5	\$33	\$33
Grand Total, Forest Service	\$34,818	\$36,546	\$38,646

Principal Programs to Achieve Goal 6

Many Forest Service programs contribute toward achieving the outcome of Goal 6, including Urban and Community Forestry (U&CF), Conservation Education (including the Smokey Bear and Woodsy Owl Licensee Programs), Recreation and Heritage and Wilderness, Research and Development, Integrated Resource Restoration, and others.

Goal 6 – Key Performance Measure Assessment

Objective 6.1 *Promote conservation education to increase environmental literacy through partnerships with groups that benefit and educate urban populations.*

		Baseline	FY 2007 Actual	FY 2008 Actual	FY2009 Plan	FY2009 Actual	Percent of Target Achieved	FY 2010 Target	FY 2011 Target	FY2012 Goal
6.1.a	Number of people who annually participate in Forest Service environmental literacy programs and activities	2,500,000	4,989,365	6,448,041	4,200,000	4,195,964	100%	10,000,000	10,000,000	3,200,000

Objective 6.2 *Improve the management of urban and community forests to provide a wide range of public benefits.*

		Baseline	FY 2007 Actual	FY 2008 Actual	FY2009 Plan	FY2009 Actual	Percent of Target Achieved	FY 2010 Target	FY 2011 Target	FY2012 Goal
6.2.a	Number of communities with developing or established urban and community forestry programs resulting from Forest Service assistance	6,564	6,326	7,139	7,200	6,853	95%	7,200	7,200	10,000

Goal 6 - FY 2009 Results Summary and Assessment

Both targets were met or exceeded for this goal in 2009. In FY 2009, the State U&CF Programs continued to provide educational, technical, and financial assistance to communities, and to report on local community accomplishments in improving urban forest management by hiring professional staff, developing policies and ordinances, developing forest management plans, and establishing community advisory groups. The States, U.S. Territories, and the District of Columbia reported assisting 6,853 communities, where over 173 million people lived, with developing or established U&CF programs. This population served by the U&CF program represents approximately 75 percent of the people living in communities with the potential to develop programs to care for their trees and urban forest resources. The number of communities assisted in FY 2009 decreased slightly, about 5 percent, from FY 2008.

Implications for FY 2010 and FY 2011

As Forest Service programs continue to be integrated and expanded to better engage urban America and achieve the outcome and strategic objectives of this goal, additional communities will be engaged in Forest Service programs. The benefits to urban America extend well beyond the limited strategic plan measures assigned to this Goal and additional strategic plan measures should be identified. The targets for plan measure 6.2 for FY 2010 and 2011 should be maintained at 7,200 communities based on FY 2009 results and proposed funding levels.

Means and Strategies for Success

- Assist communities to increase professional urban forestry staffing, ordinances, management plans, and local advisory and advocacy groups for managing forest resources in cities, suburbs, and towns.
- Expand recreational opportunities and access for diverse and increasingly urban audiences on national forests and grasslands and on State, private, and municipal lands.

- Develop methods to measure environmental literacy and techniques to engage urban residents in the management of urban forests.
- Integrate, coordinate, and disseminate existing and new ecological and social research on urban issues
- Increase Forest Service awareness of urban populations and urban natural resources through training and information sharing
- Develop partnerships with nontraditional partners to engage urban and underserved audiences.
- Facilitate the transfer of information, tools and technology to resource managers at the national, regional, State, and local level to ensure that urban trees and forests are strategically planned and managed to maximize the social, economic, and environmental services that they provide.
- The agency will look for opportunities to accomplish watershed restoration objectives through youth programs.

Goal 7: Provide Science-Based Applications and Tools for Sustainable Natural Resources Management

Key Outcome: Management decisions are informed by the best available science-based knowledge and tools.

The Forest Service provides science and technology solutions for clients and partners to sustainably manage forests and grasslands. Science-based applications and tools inform policy and resource management decisions to help achieve desired outcomes. To accomplish this goal, Research and Development (R&D) and Technology and Development (T&D) Centers will focus on organizational effectiveness as applied to natural resources management by public and private organizations. This includes applications of social sciences; organizational behavior; decision science and implementing effective fire management; response to global climate change; inventory and monitoring activities; landscape alteration; watershed management; energy demand; technology management; and policy analysis.

Important components of this work include developing and testing innovative methods of synthesizing available science; transforming science and technology into usable technologies and tools; and creating and disseminating science applications to users. Partnerships with educational institutions and others are critical to program success and effectiveness.

FY 2011 Budget Request

Goal 7: Provide Science-Based Applications and Tools for Sustainable Natural Resources Management

(dollars in thousands)

	FY 2009 Enacted	FY 2010 Enacted	FY 2011 President's Budget
Discretionary Funds			
Annual Appropriations			
Forest & Rangeland Research	\$92,072	\$120,094	\$115,951
State & Private Forestry	\$5,000	\$5,035	\$5,068
Other Appropriations	\$50	\$50	\$50
Discretionary Funds Total	\$97,122	\$125,179	\$121,069
Trust Funds	\$1,893	\$2,350	\$3,000
Grand Total, Forest Service	\$99,015	\$127,529	\$124,069

Principal Programs to Achieve Goal 7

The principal program that contributes toward achieving the outcome of Goal 7 is Forest Service R&D.

Forest Service R&D provides science, technology, and applications in support of sound policies and management decision making. It also develops and conducts high quality research that is responsive to current and future resource priorities while providing effective applications and tools.

The Inventory and Monitoring strategic program area provides the resource data, analysis, and tools needed to identify current status and trends, management options and impacts, and threats and impacts from fire, insects, disease, and other natural processes.

Goal 7 – Key Performance Measure Assessment

Objective 7.1 *Increase the use of applications and tools developed by Forest Service Research & Development and Technology & Development Centers.*⁸

		Baseline	FY 2007 Actual	FY 2008 Actual	FY2009 Plan	FY2009 Actual	Percent of Target Achieved	FY 2010 Target	FY 2011 Target	FY2012 Goal
7.1.a	Customer satisfaction with R&D products and services (ACSI score)	72	72	72	73	75	103%	75	75	75
7.1.b	Number of patent applications filed, based on station and center discoveries, developments, and applications	10	11	6	6	6	100%	6	6	13

Goal 7 - FY 2009 Results Summary and Assessment

The Forest Service achieved the annual results planned for both measures, exceeding the target for one of them. Customer satisfaction appears to have increased beyond expectation due to increased focus on science applications and mechanisms for delivering research results and deploying tools and products of that research. Because customer satisfaction is developed from a national tri-annual survey and analysis, variation is to be expected.

Implications for FY 2010 and FY 2011

The target value for the Customer Satisfaction Index is 75 for FY 2011 because the Customer Satisfaction Survey is conducted every three years, and the recently completed Customer Satisfaction survey indicated an index score of 75. The FY 2010 and FY 2011 targets for the number of patent applications filed for are 6 based on recent numbers of applications filed. The projected target for FY 2012 was based on historic high levels and was developed at a time when both number of employees and R&D budgets were greater.

Means and Strategies for Success

- Develop and deploy cost-effective methods for inventory and monitoring activities.
- Provide information and science-based tools that are used by managers and policymakers.
- Develop and implement effective processes for engaging users in all phases of R&D study development.
- Develop and deploy analysis and decision-support systems.
- Develop tools for evaluating the efficiency and effectiveness of alternative management practices.
- Develop and deploy more effective methods for transferring scientific information, technologies, and applications to public and private sectors.

⁸ The American Customer Satisfaction Index (ACSI) assesses the satisfaction of private and other external customers with the relevance, usefulness, and accessibility of Research and Development products and services.

Corrective Action Plans for Measures with FY 2009 Variance from Targets for Strategic Objectives

Strategic Objective	FY 2009 Measure	Target	Actual	Percent of Target	Planned Corrective Actions
1.1.a	Number and percentage of acres treated to restore fire-adapted ecosystems moved toward desired conditions	1,107,100 40%	799,215 27%	72.2% 67.5%	While the agency exceeded fuel reduction results planned for all acres treated, acres moved toward desired conditions were below the results planned. A variety of factors influence the ability to meet this goal, including weather, resource availability, and the number of treatments required - it often takes multiple treatments to move an area toward its desired condition and it may take repeated entries over time to maintain an area in desired condition. The agency continues to increase its focus on treating more strategic acres, most of which are in more costly Wildland Urban Interface. The agency's shift in focus to these priority acres means that fewer acres overall will be treated, meaning fewer will change condition class. Critical emphasis to continue agency efforts on this objective will be maintained in FY 2010 and FY 2011. Outcomes will continue to be achieved by working in collaboration with Federal and non-Federal partners and by working across programs.
1.1.b	Number of acres brought into stewardship contracts	107,000	88,303	82.5%	No additional corrective action required. The shortfall is due to continued depressed economic conditions during FY 2009, and a related decline in demand for forest products. Based on the economic stimulus program and the ongoing recovery of the housing market, projections for 2010 and 2011 reflect a significant increase in stewardship contracting to meet resource management objectives.
2.3.b	Percentage of energy-mineral applications that are processed within prescribed timeframes	50%	7.9%	15.8%	The agency continues to process energy-mineral proposals but cannot issue final decisions or move to completion until outstanding legal issues have been resolved. No changes are anticipated at this time.
4.1.c	Percentage of trails that meet national quality standards	40%	25%	62.5%	The target shortfall was the result of staffing being shifted to trail projects funded through the American Recovery and Reinvestment Act (ARRA). No corrective action planned.

Strategic Objective	FY 2009 Measure	Target	Actual	Percent of Target	Planned Corrective Actions
4.2.a	Percentage of high-priority access rights-of-way acquired	90%	74%	82.2%	The target shortfall was the result of the agency's response to additional resources provided through the American Recovery and Reinvestments Act (ARRA) that were directed towards road and trail maintenance work across the Nation and with continued priority being placed on completing travel management implementation plans by 2010. No corrective action planned.
4.3.a	Percentage of NFS lands covered by new motor vehicle use maps reflecting a designated-use system of roads, trails, and areas	70%	43.7%	62.4%	Not achieving 70 percent of the target was the result of an unanticipated delay for a number of national forests in the amount of time needed to complete the process leading up to producing a motor vehicle use map (MVUM). Delays included travel planning elements were more complex than originally anticipated, such as developing a proposed action, completing the environmental analysis, involving the public, tribal consultation, and coordination with state, county, and local government entities. Appeals have also delayed production of the MVUM. A schedule change has been approved in FY 2009, and the agency is on target to meet 100 percent completion by end of calendar year 2010. No corrective action needed.
5.1.a	Percentage of selected data in information systems that is current to standard	64%	53.9%	84.2%	In FY 2009 there was a delay in direction to the field for capturing the needed data. An adjustment to the timing of the data request will ensure more complete reporting in line with targets in the future.
5.2.b	Percentage of newly reported encroachments and title claims administered to standard	10%	5%	50%	The target shortfall, in general, was due to cases planned for resolution being significantly more expensive and time consuming than anticipated. Resolution of title management cases is extremely dependent on the complexity of the cases, funding levels and available workforce. No corrective action planned.

External Audits and Reviews

FY 2009 OIG Audits Conducted on the Forest Service

Current OIG Audits (Audits less than 1 year old)

Audit Number	Audit Title	Report Issued?	Audit Status
08401-09-FM	FY 2008 Financial Statements	11/13/2008	Open
08601-53-SF	Forest Service's Replacement Plan for Firefighting Aerial Resources	7/16/2009	Open Corrective actions in progress on the 9 Recommendations; 1 submitted for closure.
08601-54-SF	Forest Service's Firefighter Succession Planning Management Alert	11/19/2008	Chief Gail Kimball issued an e-mail on October 23, 2008, directing all units to "stand down" further implementation of the GS-401 series. Any fire management positions currently planned for staffing in the GS-401 series at grades GS-9 through GS-12 must also provide for staffing in the GS-462 series in order to accommodate employees who can only currently qualify in the GS-462 series. Once the OIG final report is issued, FS will assess the recommended actions and develop the appropriate policy and path forward. The final audit has not been released.

OIG Audits Officially Closed in FY 2009

Audit Number	Audit Title	Issue Date	Audit Status
08003-05-SF	Land Acquisition and Urban Lot Management	12/15/00	Closed
08099-06-SF	Security Over USDA IT Resources	03/27/01	Closed
08401-02-FM	FY 2002 Financial Statement Audit	01/09/03	Closed
08401-07-FM	FY 2006 Financial Statement Audit	11/13/06	Closed
08601-06-AT	Implementation of the Healthy Forest Initiative	09/06/06	Closed

Summary of Outstanding Audits (Audits over 1 Year old)

FY 2009 Beginning Inventory	17
Audits added	3
Subtotals	20
Audits closed	5
FY 2009 Ending Balance	15

FY 2009 GAO Active Audits

Job or Audit Report Number	Audit Title	Responsible Deputy Area/RSA	Report Issued?	Audit Status
GAO-09-68	WILDLAND FIRE MANAGEMENT: Interagency Budget Tool Needs Further Development to Fully Meet Key Objectives	SPF	11/2008	Corrective actions in progress.
GAO-09-877	WILDLAND FIRE MANAGEMENT: Federal Agencies Have Taken Important Steps Forward, but Additional, Strategic Action Is Needed to Capitalize on Those Steps	SPF	9/2009	No Recommendations
08601-07-AT	Invasive Species Program	---	In progress	
08001-02-AT	FS Contracted Labor Crews	---	In progress	
08601-54-SF	FS Firefighting Succession Plans	---	In progress	
08501-01-TE	FS Acquisition of Information Technology Software/Hardware	---	In progress	
08016-02-SF	FS Follow-up on Prior OIG Firefighter Safety Audits	---	In progress	
08601-55-SF	FS Administration of Special Use Permits	---	In progress	
08601-56-SF	FS Forest Legacy Program	---	In progress	
08601-01-CH	Rights-of-Way and Easements	---	In progress	
08401-10-FM	FY 2009 Financial Statements	---	In progress	

Management Challenges

The Reports Consolidation Act of 2000 requires the Department of Agriculture (USDA), Office of Inspector General (OIG), to identify and report annually the most serious management challenges USDA and its agencies face. The major challenges identified for the Forest Service for FY 2009 were:

- Implementation of strong, integrated management control (internal control) systems still needed.
- Better FS management and community action needed to improve the health of the national forests and Reduce the Cost of Fighting Fires.

During FY 2009, the Forest Service obtained an eighth consecutive “clean” audit opinion for the FY2009 financial statements. For 2010, the remaining management challenges and the corrective actions to address the challenges are addressed below.

Implementation of Strong, Integrated Management Control (Internal Control) Systems

Improve Forest Service internal controls and management accountability in order to effectively manage its resources, measure its progress towards goals and objectives, and accurately report its accomplishments.

In response to this challenge, the Forest Service will:

- Conduct Washington Office oversight reviews on performance accountability in the regions and issue a report.
- Close 70% of open OIG and Government Accountability Office (GAO) audit recommendations in FY 2010.
- Implement corrective actions to close the remaining open audit recommendations related to ARRA.
- Conduct annual systems self-assessment for all financial/mixed-financial systems.
- Conduct annual internal control risk assessment throughout the agency and develop plans to address identified risks.
- Implement corrective actions identified through the Office of Management and Budget (OMB) Circular A-123, Appendix A (Internal Controls over Financial Reporting) process for financial processes.
- Improve monitoring and management of critical firefighter positions.
- Strengthen the justifications for acquisition of capital assets (specifically aircraft).
- Develop risk mitigation plan for ARRA.

Better Forest Service Management and Community Action Needed to Improve the Health of the national forests and Reduce the Cost of Fighting Fires. *Develop methods to improve forest health. .*

In response to this challenge, the Forest Service will:

- Obtain clarification on both the Forest Service and the States protection responsibilities in the Wildland-Urban Interface (WUI) and on other private properties that are threatened by wildfires.
- Develop partnerships with States and counties to facilitate development of fire prevention ordinances for use in planning and zoning in WUI areas.
- Continue to develop tools for the regions to use in assessing the risks from wildfires as part of the Continuous Improvement in Decision Making program.
- Continue to conduct large fire cost reviews in and implement corrective actions, as applicable.
- Using output from the improved hazardous Fuels Prioritization and Allocation System; continue to work with other land management agencies and State and local governments to conduct hazardous fuels reduction projects in those areas where they will have the greatest impacts on reduction risk.
- Direct human and physical resources to effectively address the changing environment of forest health and the WUI.

GAO High Risk Items and Other Major Government Challenges

The Forest Service has no items on the GAO High Risk list. However, the agency does have an item on the GAO Management Challenges list for USDA as follows:

- USDA faces challenges that could affect its ability to carry out certain of its responsibilities effectively and efficiently. As a steward of the Nation's natural resources, USDA faces the increasing severity and frequency of wildland fires that cross into populated rural and urban areas.

FY 2009 – FY 2011 Funding and FTEs by Strategic Goal

Goal 1: Restore, Sustain and Enhance the Nation's Forests and Grasslands

(dollars in thousands)

	FY 2009 Enacted		FY 2010 Enacted		FY 2011 President's Budget		FY2011 vs FY2010	
	Amount	Staff Years	Amount	Staff Years	Amount	Staff Years	Amount	Staff Years
	Annual Appropriations							
Discretionary Funds	\$3,182,175	19,289	\$3,628,078	21,508	\$3,768,108	21,672	\$140,030	164
Forest & Rangeland Research	\$150,503	1,057	\$140,907	932	\$137,931	932	-\$2,976	0
State & Private Forestry	\$141,402	422	\$152,002	393	\$144,335	393	-\$7,667	0
National Forest System	\$631,687	4,981	\$652,398	4,984	\$750,353	5,451	\$97,955	467
Capital Improvement & Maintenance	\$121,953	540	\$163,452	610	\$87,533	318	-\$75,919	-292
Other Appropriations	\$5,000	18	\$2,582	10	\$2,606	10	\$24	0
Wildland Fire Management	\$2,131,630	12,271	\$2,103,737	14,579	\$2,072,350	14,568	-\$31,387	-11
FLAME Wildfire Suppression Reserve Fund	\$0	0	\$413,000	0	\$291,000	0	-\$122,000	0
Presidential Wildland Fire Contingency Reserve	\$0	0	\$0	0	\$282,000	0	\$282,000	0
Mandatory Appropriations								
Permanent Funds	\$592,543	458	\$552,235	455	\$512,550	472	-\$39,685	17
Trust Funds	\$105,616	723	\$100,823	720	\$78,141	479	-\$22,682	-241
Supplemental & Emergency Funding	\$0	68	\$0	0	\$0	0	\$0	0
Supplemental & Emergency Funding - Fire	\$200,000	254	\$0	0	\$0	0	\$0	0
Supplemental & Emergency Funding - ARRA								
Discretionary Funds	\$540,000	30	\$0	36	\$0	0	\$0	-36
Capital Improvement & Maintenance	\$40,000	0	\$0	0	\$0	0	\$0	0
Wildland Fire Management	\$500,000	30	\$0	36	\$0	0	\$0	-36
Grand Total, Forest Service	\$4,620,334	20,822	\$4,281,136	22,719	\$4,358,799	22,623	\$77,663	-96

Goal 2: Provide and Sustain Benefits to the American People

(dollars in thousands)

	FY 2009 Enacted		FY 2010 Enacted		FY 2011 President's Budget		FY2011 vs FY2010	
	Amount	Staff Years	Amount	Staff Years	Amount	Staff Years	Amount	Staff Years
	Annual Appropriations							
Discretionary Funds	\$340,126	2,505	\$344,389	2,461	\$244,474	1,700	-\$99,915	-761
Forest & Rangeland Research	\$38,400	246	\$35,506	232	\$35,027	232	-\$479	0
State & Private Forestry	\$4,973	1	\$5,000	0	\$0	0	-\$5,000	0
National Forest System	\$224,819	1,820	\$227,961	1,773	\$163,597	1,203	-\$64,364	-570
Capital Improvement & Maintenance	\$69,353	427	\$72,322	444	\$42,250	253	-\$30,072	-191
Other Appropriations	\$2,581	11	\$3,600	12	\$3,600	12	\$0	0
Mandatory Appropriations								
Permanent Funds	\$20,048	165	\$29,565	189	\$29,225	187	-\$340	-2
Trust Funds	\$22,126	149	\$24,953	154	\$21,233	136	-\$3,720	-18
Supplemental & Emergency Funding - ARRA								
Discretionary Funds	\$190,000	0	\$0	0	\$0	0	\$0	0
Capital Improvement & Maintenance	\$190,000	0	\$0	0	\$0	0	\$0	0
Grand Total, Forest Service	\$572,300	2,819	\$398,907	2,804	\$294,932	2,023	-\$103,975	-781

Goal 3: Conserve Open Space

(dollars in thousands)

	FY 2009 Enacted		FY 2010 Enacted		FY 2011 President's Budget		FY2011 vs FY2010	
	Amount	Staff Years	Amount	Staff Years	Amount	Staff Years	Amount	Staff Years
	Annual Appropriations							
Discretionary Funds	\$162,517	388	\$208,140	386	\$235,006	372	\$26,866	-14
Forest & Rangeland Research	\$2,145	13	\$3,332	21	\$3,235	21	-\$97	0
State & Private Forestry	\$76,445	87	\$105,829	88	\$130,626	88	\$24,797	0
National Forest System	\$33,061	232	\$34,157	232	\$26,181	218	-\$7,976	-14
Land Acquisition	\$50,866	56	\$64,822	45	\$74,964	45	\$10,142	0
Mandatory Appropriations								
Trust Funds	\$2,135	13	\$2,650	13	\$2,500	12	-\$150	-1
Grand Total, Forest Service	\$164,652	401	\$210,790	399	\$237,506	384	\$26,716	-15

Goal 4: Sustain and Enhance Outdoor Recreation Opportunities

(dollars in thousands)

	FY 2009 Enacted		FY 2010 Enacted		FY 2011 President's Budget		FY2011 vs FY2010	
	Amount	Staff Years	Amount	Staff Years	Amount	Staff Years	Amount	Staff Years
	Annual Appropriations							
Discretionary Funds	\$519,030	3,687	\$548,870	3,731	\$551,379	3,674	\$2,509	-57
Forest & Rangeland Research	\$7,988	50	\$6,037	40	\$6,025	40	-\$12	0
National Forest System	\$268,325	2,152	\$275,357	2,127	\$283,490	2,123	\$8,133	-4
Capital Improvement & Maintenance	\$242,717	1,485	\$267,476	1,564	\$261,864	1,511	-\$5,612	-53
Mandatory Appropriations								
Permanent Funds	\$110,903	679	\$111,508	626	\$83,535	585	-\$27,973	-41
Trust Funds	\$20,812	129	\$34,174	131	\$54,026	329	\$19,852	198
Supplemental & Emergency Funding - ARRA								
Discretionary Funds	\$200,000	25	\$0	113	\$0	0	\$0	-113
Capital Improvement & Maintenance	\$200,000	25	\$0	113	\$0	0	\$0	-113
Grand Total, Forest Service	\$850,745	4,520	\$694,552	4,601	\$688,940	4,588	-\$5,612	-13

Goal 5: Maintain Basic Management Capabilities of the Forest Service

(dollars in thousands)

	FY 2009 Enacted		FY 2010 Enacted		FY 2011 President's Budget		FY2011 vs FY2010	
	Amount	Staff Years	Amount	Staff Years	Amount	Staff Years	Amount	Staff Years
	Annual Appropriations							
Discretionary Funds	\$421,783	2,500	\$424,088	2,411	\$417,980	2,286	-\$6,108	-125
State & Private Forestry	\$8,500	28	\$9,818	30	\$9,136	30	-\$682	0
National Forest System	\$351,913	2,260	\$361,466	2,186	\$362,098	2,090	\$632	-96
Capital Improvement & Maintenance	\$61,370	212	\$52,804	195	\$46,746	166	-\$6,058	-29
Mandatory Appropriations								
Permanent Funds	\$20,785	49	\$49,150	59	\$30,400	52	-\$18,750	-7
Supplemental & Emergency Funding - ARRA								
Discretionary Funds	\$220,000	0	\$0	0	\$0	0	\$0	0
Capital Improvement & Maintenance	\$220,000	0	\$0	0	\$0	0	\$0	0
Grand Total, Forest Service	\$662,568	2,549	\$473,238	2,470	\$448,380	2,338	-\$24,858	-132

Goal 6: Engage Urban America with Forest Service Programs

(dollars in thousands)

	FY 2009 Enacted		FY 2010 Enacted		FY 2011 President's Budget		FY2011 vs FY2010	
	Amount	Staff Years	Amount	Staff Years	Amount	Staff Years	Amount	Staff Years
	Annual Appropriations							
Discretionary Funds	\$34,813	80	\$36,513	85	\$38,613	85	\$2,100	0
Forest & Rangeland Research	\$5,272	35	\$6,136	40	\$6,185	40	\$49	0
State & Private Forestry	\$29,541	45	\$30,377	45	\$32,428	45	\$2,051	0
Mandatory Appropriations								
Permanent Funds	\$5	0	\$33	0	\$33	0	\$0	0
Grand Total, Forest Service	\$34,818	80	\$36,546	85	\$38,646	85	\$2,100	0

Goal 7: Provide Science-Based Applications and Tools for Sustainable Natural Resources Management

(dollars in thousands)

	FY 2009 Enacted		FY 2010 Enacted		FY 2011 President's Budget		FY2011 vs FY2010	
	Amount	Staff Years	Amount	Staff Years	Amount	Staff Years	Amount	Staff Years
	Annual Appropriations							
Discretionary Funds	\$97,122	663	\$125,179	805	\$121,069	805	-\$4,110	0
Forest & Rangeland Research	\$92,072	648	\$120,094	790	\$115,951	790	-\$4,143	0
State & Private Forestry	\$5,000	15	\$5,035	15	\$5,068	15	\$33	0
Other Appropriations	\$50	0	\$50	0	\$50	0	\$0	0
Mandatory Appropriations								
Trust Funds	\$1,893	11	\$2,350	11	\$3,000	14	\$650	3
Grand Total, Forest Service	\$99,015	674	\$127,529	816	\$124,069	819	-\$3,460	3

All Funds

(dollars in thousands)

	FY 2009 Enacted		FY 2010 Enacted		FY 2011 President's Budget		FY2011 vs FY2010	
	Amount	Staff Years	Amount	Staff Years	Amount	Staff Years	Amount	Staff Years
	Annual Appropriations							
Discretionary Funds	\$4,757,566	29,112	\$5,315,256	31,387	\$5,376,629	30,594	\$61,373	-793
Forest & Rangeland Research	\$296,380	2,049	\$312,012	2,055	\$304,354	2,055	-\$7,658	0
State & Private Forestry	\$265,861	598	\$308,061	571	\$321,593	571	\$13,532	0
National Forest System	\$1,509,805	11,445	\$1,551,339	11,302	\$1,585,719	11,085	\$34,380	-217
Capital Improvement & Maintenance	\$495,393	2,664	\$556,053	2,813	\$438,393	2,248	-\$117,660	-565
Land Acquisition	\$50,866	56	\$64,822	45	\$74,964	45	\$10,142	0
Other Appropriations	\$7,631	29	\$6,232	22	\$6,256	22	\$24	0
Wildland Fire Management	\$2,131,630	12,271	\$2,103,737	14,579	\$2,072,350	14,568	-\$31,387	-11
FLAME Wildfire Suppression Reserve Fund	\$0	0	\$413,000	0	\$291,000	0	-\$122,000	0
Presidential Wildland Fire Contingency Reserve	\$0	0	\$0	0	\$282,000	0	\$282,000	0
Mandatory Appropriations								
Permanent Funds	\$744,284	1,351	\$742,491	1,329	\$655,743	1,296	-\$86,748	-33
Trust Funds	\$152,582	1,025	\$164,950	1,029	\$158,900	970	-\$6,050	-59
Supplemental & Emergency Funding	\$0	68	\$0	0	\$0	0	\$0	0
Supplemental & Emergency Funding - Fire	\$200,000	254	\$0	0	\$0	0	\$0	0
Supplemental & Emergency Funding - ARRA								
Discretionary Funds	\$1,150,000	55	\$0	149	\$0	0	\$0	-149
Capital Improvement & Maintenance	\$650,000	25	\$0	113	\$0	0	\$0	-113
Wildland Fire Management	\$500,000	30	\$0	36	\$0	0	\$0	-36
Grand Total, Forest Service	\$7,004,432	31,865	\$6,222,697	33,894	\$6,191,272	32,860	-\$31,425	-1,034

Appropriation Language and Proposed Changes in Language (Title IV)

Material proposed for deletion is enclosed in bold brackets; new language is underlined and bold. Changes are based on the *Department of the Interior, Environment, and Related Agencies Appropriations Act, 2010* (P.L. 111-88)

FOREST SERVICE

FOREST AND RANGELAND RESEARCH

1.	For necessary expenses of forest and rangeland research as authorized by law, [\$312,012,000] <u>\$304,354,000</u> , to remain available until expended: <i>Provided</i> , That of the funds provided, [\$66,939,000] <u>\$61,939,000</u> is for the forest inventory and analysis program.
1.	

1. Reflects change in the level of funding.

STATE AND PRIVATE FORESTRY

1.	For necessary expenses of cooperating with and providing technical and financial assistance to States, territories, possessions, and others, and for forest health management, including treatments of pests, pathogens, and invasive or noxious plants and for restoring and rehabilitating forests damaged by pests or invasive plants, cooperative forestry, and education and land conservation activities and conducting an international program as authorized, [\$308,061,000] <u>\$321,593,000</u> to remain available until expended, as authorized by law; of which [\$76,460,000] <u>\$100,110,000</u> is to be derived from the Land and Water Conservation Fund[;and of which \$2,000,000 may be made available to the Pest and Disease Revolving Loan Fund established by section 10205(b) of the Food, Conservation, and Energy Act of 2008 (16 U.S.C. 2104a(b))].
1.	
2.	

1. Reflects change in the level of funding.
2. No funding included in FY 2011.

NATIONAL FOREST SYSTEM (INCLUDING TRANSFERS OF FUNDS)

1.	For necessary expenses of the Forest Service, not otherwise provided for, for management, protection, improvement, and utilization of the National Forest System, [\$1,551,339,000] <u>\$1,585,719,000</u> , to remain available until expended, which shall include 50 percent of all moneys received during prior fiscal years as fees collected under the Land and Water Conservation Fund Act of 1965, as amended, in accordance with section 4 of the Act (16 U.S.C. 4601-6a(i)): <i>Provided</i> , [That, through fiscal year 2012, the Secretary may authorize the expenditure or transfer of up to \$10,000,000 to the Department of the Interior, Bureau of Land Management, for removal, preparation, and adoption of excess wild horses and burros from National Forest System lands, and for the performance of cadastral surveys to designate the boundaries of such lands] <u>That of the funds provided, \$40,000,000 shall be transferred into the Collaborative Forest Landscape Restoration Fund for ecological restoration treatments as authorized by 16 U.S.C. 7303(f).</u>
2.	
3.	

1. Reflects change in the level of funding.
2. Provision no longer needed because authority to transfer funds to the Department of the Interior is authorized through fiscal year 2012.
3. National Forest System funds totaling \$40 million will be deposited in the Collaborative Forest Landscape Restoration fund.

CAPITAL IMPROVEMENT AND MAINTENANCE (INCLUDING TRANSFER OF FUNDS)

1.	For necessary expenses of the Forest Service, not otherwise provided for, [\$556,053,000] \$438,393,000 , to remain available until expended, for construction, capital improvement, maintenance and acquisition of buildings and other facilities and infrastructure; and for construction, capital improvement, decommissioning, and maintenance of forest roads and trails by the Forest Service as authorized by 16 U.S.C. 532–538 and 23 U.S.C. 101 and 205: <i>Provided</i> , That [\$90,000,000] \$50,371,000 shall be designated for urgently needed road decommissioning, road and trail repair and maintenance and associated activities, and removal of fish passage barriers, especially in areas where Forest Service roads may be contributing to water quality problems in streams and water bodies which support threatened, endangered or sensitive species or community water sources: <i>Provided further</i> , That funds provided herein shall be available for the decommissioning of roads, including unauthorized roads not part of the transportation system, which are no longer needed[: <i>Provided further</i> , That no funds shall be expended to decommission any system road until notice and an opportunity for public comment has been provided on each decommissioning project: <i>Provided further</i> , That the decommissioning of unauthorized roads not part of the official transportation system shall be expedited in response to threats to public safety, water quality, or natural resources: <i>Provided further</i> , That funds becoming available in fiscal year 2010 under the Act of March 4, 1913 (16 U.S.C. 501) shall be transferred to the General Fund of the Treasury and shall not be available for transfer or obligation for any other purpose unless the funds are appropriated].
----	--

1. Reflects change in the level of funding.
2. Provision unnecessarily restricts agency discretion. Preserves authority provided by the Act of March 4, 1913 to retain 10 percent of receipts from the national forests in a permanent fund for maintenance of roads, trails, and bridges. This provides the agency with additional opportunity to correct road and trail deficiencies that adversely affect ecosystem, reduce deferred maintenance, and protect Federal investments made in the agency’s infrastructure without sole reliance on discretionary appropriations.

LAND ACQUISITION

1.	For expenses necessary to carry out the provisions of the Land and Water Conservation Fund Act of 1965, as amended (16 U.S.C. 4601–4 through 11), including administrative expenses, and for acquisition of land or waters, or interest therein, in accordance with statutory authority applicable to the Forest Service, [\$63,522,000] \$73,664,000 , to be derived from the Land and Water Conservation Fund and to remain available until expended.
----	--

1. Reflects change in the level of funding.

ACQUISITION OF LANDS FOR NATIONAL FORESTS SPECIAL ACTS

	For acquisition of lands within the exterior boundaries of the Cache, Uinta, and Wasatch National Forests, Utah; the Toiyabe National Forest, Nevada; and the Angeles, San Bernardino, Sequoia, and Cleveland National Forests, California, as authorized by law, \$1,050,000, to be derived from forest receipts.
--	--

ACQUISITION OF LANDS TO COMPLETE LAND EXCHANGES

	For acquisition of lands, such sums, to be derived from funds deposited by State, county, or municipal governments, public school districts, or other public school authorities, and for authorized expenditures from funds deposited by non-Federal parties pursuant to Land Sale and Exchange Acts, pursuant to the Act of December 4, 1967, as amended (16 U.S.C. 484a), to remain available until expended (16 U.S.C. 4601–516–617a, 555a; Public Law 96–586; Public Law 76–589, 76–591; and Public Law 78–310).
--	--

RANGE BETTERMENT FUND

	For necessary expenses of range rehabilitation, protection, and improvement, 50 percent of all moneys received during the prior fiscal year, as fees for grazing domestic livestock on lands in National Forests in the 16 Western States, pursuant to section 401(b)(1) of Public Law 94-579, as amended, to remain available until expended, of which not to exceed 6 percent shall be available for administrative expenses associated with on-the-ground range rehabilitation, protection, and improvements.
--	--

GIFTS, DONATIONS AND BEQUESTS FOR FOREST AND RANGELAND RESEARCH

	For expenses authorized by 16 U.S.C. 1643(b), \$50,000, to remain available until expended, to be derived from the fund established pursuant to the above Act.
--	--

MANAGEMENT OF NATIONAL FOREST LANDS FOR SUBSISTENCE USES

	For necessary expenses of the Forest Service to manage Federal lands in Alaska for subsistence uses under title VIII of the Alaska National Interest Lands Conservation Act (Public Law 96-487), [\$2,582,000] \$2,606,000 , to remain available until expended.
--	---

WILDLAND FIRE MANAGEMENT (INCLUDING TRANSFERS OF FUNDS)

1.	For necessary expenses for forest fire presuppression activities on National Forest System lands, for emergency fire suppression on or adjacent to such lands or other lands under fire protection agreement, hazardous fuels reduction on or adjacent to such lands, and for emergency rehabilitation of burned-over National Forest System lands and water, [\$2,103,737,000] \$2,072,350,000 , to remain available until expended: <i>Provided</i> , That such funds including unobligated balances under this heading, are available for repayment of advances from other appropriations accounts previously transferred for such purposes: <i>Provided further</i> , That such funds shall be available to reimburse State and other cooperating entities for services provided in response to wildfire and other emergencies or disasters to the extent such reimbursements by the Forest Service for non-fire emergencies are fully repaid by the responsible emergency management agency: [<i>Provided further</i> , That, notwithstanding any other provision of law, \$8,000,000 of funds appropriated under this appropriation shall be used for Fire Science Research in support of the Joint Fire Science Program: <i>Provided further</i> , That all authorities for the use of funds, including the use of contracts, grants, and cooperative agreements, available to execute the Forest and Rangeland Research appropriation, are also available in the utilization of these funds for Fire Science Research: <i>Provided further</i> , That funds provided shall be available for emergency rehabilitation and restoration, hazardous fuels reduction activities in the urban-wildland interface, support to Federal emergency response, and wildfire suppression activities of the Forest Service: <i>Provided further</i> , That of the funds provided, \$350,285,000 is for hazardous fuels reduction activities, \$11,600,000 is for rehabilitation and restoration, \$23,917,000 is for research activities and to make competitive research grants pursuant to the Forest and Rangeland Renewable Resources Research Act, as amended (16 U.S.C. 1641 et seq.), \$71,250,000 is for State fire assistance, \$9,000,000 is for volunteer fire assistance, \$20,752,000 is for forest health activities on Federal lands and \$11,428,000 is for forest health activities on State and private lands: <i>Provided further</i> , That no less than \$75,000,000 in prior-year wildfire suppression balances shall be made available in addition to amounts provided in this Act for that purpose: <i>Provided further</i> , That of the funds provided for hazardous fuels reduction, \$10,000,000 shall be deposited in the Collaborative Forest Landscape Restoration Fund for ecological restoration treatments as authorized by 16 U.S.C. 7303(f):] <i>Provided further</i> , That amounts in this paragraph may be transferred to the “State and Private Forestry”, “National Forest System”, and “Forest and Rangeland Research” accounts to fund State fire assistance, volunteer fire assistance, forest health management, forest and rangeland research, the Joint Fire Science Program, vegetation and watershed management, heritage site rehabilitation, and wildlife and fish habitat management and restoration: <i>Provided further</i> , [That up to \$15,000,000 of the funds provided under this heading for hazardous fuels treatments may be transferred to and made a part of the “National Forest System” account at the sole discretion of the Chief 30 days after notifying the House and the Senate Committees on Appropriations: <i>Provided further</i> ,] That the costs of implementing any cooperative agreement between the Federal Government and any non-Federal entity may be shared, as mutually agreed on by the
----	---

<ol style="list-style-type: none"> 2. 3. 4. 	<p>affected parties: <i>Provided further</i>, That [up to \$15,000,000, of the funds provided herein, may be used by the Secretary of Agriculture to into procurement contracts or cooperative agreements, or issue grants, for hazardous fuels reduction activities and for training and monitoring associated with such hazardous fuels reduction activities, on Federal land, or on adjacent non-Federal land for activities that benefit resources on Federal land: <i>Provided further</i>, That funds made available to implement the Community Forest Restoration Act, Public Law 106–393, title VI, shall be available for use on non-Federal lands in accordance with authorities made available to the Forest Service under the State and Private Forestry Appropriation]of the funds provided herein, the Secretary of Agriculture may enter into procurement contracts or cooperative agreements, or issue grants for hazardous fuels reduction activities and for training and monitoring associated with such hazardous fuels reduction activities, on Federal land, or on adjacent non-Federal land for activities that benefit resources on Federal land: <i>Provided further</i>, That the Secretary of the Interior and the Secretary of Agriculture may authorize the transfer of funds appropriated for wildland fire management, in an aggregate amount not to exceed [\$50,000,000] \$10,000,000, between the Departments when such transfers would facilitate and expedite jointly funded wildland fire management programs and projects: <i>Provided further</i>, That of the funds provided for hazardous fuels reduction, not to exceed \$5,000,000, may be used to make grants, using any authorities available to the Forest Service under the State and Private Forestry appropriation, for the purpose of creating incentives for increased use of biomass from national forest lands[:<i>Provided further</i>, That funds designated for wildfire suppression shall be assessed for cost pools on the same basis as such assessments are calculated against other agency programs].</p>
--	--

1. Reflects change in the level of funding
2. Removes grant authority and Community Forest Restoration Act funding
3. Adds language removing limit on spending for procurement contracts, cooperative agreements, or issue grants for hazardous fuels reduction activities.
4. Reflects change in the level of funding.

FLAME WILDFIRE SUPPRESSION RESERVE FUND (INCLUDING TRANSFERS OF FUNDS)

<ol style="list-style-type: none"> 1. 	<p>For [deposit in the FLAME Wildfire Suppression Reserve Fund created in title V, section 502(b) of this Act, \$413,000,000, to remain available until expended]<u>necessary expenses for large fire suppression operations of the Department of Agriculture and as a reserve fund for suppression and Federal emergency response activities, \$291,000,000, to remain available until expended: <i>Provided</i>, That such amounts are available only for transfer to the “Wildland Fire Management” account and only following a declaration by the Secretary that either (1) a wildland fire suppression event meets certain previously-established risk-based written criteria for significant complexity, severity, or threat posed by the fire or (2) funds in the “Wildland Fire Management” account will be exhausted within 30 days.</u></p>
--	--

1. Reflects change in the level of funding. Establishes criteria for the use of the FLAME fund and transfers to “Wildland Fire Management” account.

PRESIDENTIAL WILDLAND FIRE CONTINGENCY RESERVE (INCLUDING TRANSFERS OF FUNDS)

<ol style="list-style-type: none"> 1. 	<p><u>For necessary expenses for emergency fire suppression operations of the Department of Agriculture, \$282,000,000, to remain available until expended: <i>Provided</i>, That such amounts are available only for transfer to the “Wildland Fire Management” account, and may be transferred only if (1) the Secretary of Agriculture has issued a declaration that all funds appropriated for emergency fire suppression operations under the headings “Wildland Fire Management” and “FLAME Wildfire Suppression Reserve Fund” will be exhausted within 30 days, and (2) the President issues a written determination that the transfer of such amounts is necessary for emergency fire suppression and Federal emergency response operations.</u></p>
--	--

1. Establishes and funds the Presidential Wildland Fire Contingency Reserve.

ADMINISTRATIVE PROVISIONS, FOREST SERVICE (INCLUDING TRANSFERS OF FUNDS)

	<p>Appropriations to the Forest Service for the current fiscal year shall be available for: (1) purchase of passenger motor vehicles; acquisition of passenger motor vehicles from excess sources, and hire of such vehicles; purchase, lease, operation, maintenance, and acquisition of aircraft from excess sources to maintain the operable fleet for use in Forest Service wildland fire programs and other Forest Service programs; notwithstanding other provisions of law, existing aircraft being replaced may be sold, with proceeds derived or trade-in value used to offset the purchase price for the replacement aircraft; (2) services pursuant to 7 U.S.C. 2225, and not to exceed \$100,000 for employment under 5 U.S.C. 3109; (3) purchase, erection, and alteration of buildings and other public improvements (7 U.S.C. 2250); (4) acquisition of land, waters, and interests therein pursuant to 7 U.S.C. 428a; (5) for expenses pursuant to the Volunteers in the National Forest Act of 1972 (16 U.S.C.558a, 558d, and 558a note); (6) the cost of uniforms as authorized by 5 U.S.C. 5901–5902; and (7) for debt collection contracts in accordance with 31 U.S.C. 3718(c).</p>
--	--

<ol style="list-style-type: none"> 1. 2. 3. 	<p>Any appropriations or funds available to the Forest Service may be transferred to the Wildland Fire Management appropriation for forest firefighting, emergency rehabilitation of burned-over or damaged lands or waters under its jurisdiction, and fire preparedness due to severe burning conditions [five days after the Secretary notifies] <u>upon the Secretary’s notification of</u> the House and Senate Committees on Appropriations that all fire suppression funds appropriated under the headings ‘‘Wildland Fire Management’’ and ‘‘FLAME Wildfire Suppression Reserve Fund’’ [shall be] <u>and ‘‘Presidential Wildland Fire Contingency Reserve’’</u> [fully obligated]<u>will be exhausted</u> within 30 days[: <i>Provided</i>, That all funds used pursuant to this paragraph must be replenished by a supplemental appropriation which must be requested as promptly as possible].</p>
--	---

1. Removes wait time.
2. Expands to include the ‘‘Presidential Wildland Fire Contingency Reserve’’.
3. Changes authorization from requiring obligation of funds to exhaustion of the identified accounts.

	<p>Funds appropriated to the Forest Service shall be available for assistance to or through the Agency for International Development in connection with forest and rangeland research, technical information, and assistance in foreign countries, and shall be available to support forestry and related natural resource activities outside the United States and its territories and possessions, including technical assistance, education and training, and cooperation with United States and international organizations.</p>
--	--

<ol style="list-style-type: none"> 1. 	<p>[None of the funds made available to the Forest Service in this Act or any other Act with respect to any fiscal year shall be subject to transfer under the provisions of section 702(b) of the Department of Agriculture Organic Act of 1944 (7 U.S.C. 2257), section 442 of Public Law 106–224 (7 U.S.C. 7772), or section 10417(b) of Public Law 107–107 (7 U.S.C. 8316(b)).]</p>
--	---

1. Removes provision.

<ol style="list-style-type: none"> 1. 	<p>[None of the funds available to the Forest Service may be reprogrammed without the advance approval of the House and Senate Committees on Appropriations in accordance with the reprogramming procedures contained in the joint explanatory statement of the managers accompanying this Act.]</p>
--	--

1. Removes provision.

1.	[Not more than \$78,350,000of funds available to the Forest Service shall be transferred to the Working Capital Fund of the Department of Agriculture and not more than \$19,825,000of funds available to the Forest Service shall be transferred to the Department of Agriculture for Department Reimbursable Programs, commonly referred to as Greenbook charges. Nothing in this paragraph shall prohibit or limit the use of reimbursable agreements requested by the Forest Service in order to obtain services from the Department of Agriculture’s National Information Technology Center.]
----	--

1. Removes provision.

1.	Funds available to the Forest Service shall be available [to conduct a program of up to \$5,000,000] for priority projects within the scope of the approved budget, [of]which [\$2,500,000] shall be carried out by the Youth Conservation Corps and [\$2,500,000] shall be carried out under the authority of the Public Lands Corps Act of 1993, Public Law 103-82, as amended by Public Lands Corps Healthy Forests Restoration Act of 2005, Public Law 109–154.
----	---

1. Provision unnecessarily restricts agency discretion.
2. Includes reference to authorizing legislation.

	Of the funds available to the Forest Service, \$4,000 is available to the Chief of the Forest Service for official reception and representation expenses.
--	---

1.	Pursuant to sections 405(b) and 410(b) of Public Law 101–593, of the funds available to the Forest Service, up to \$3,000,000 may be advanced in a lump sum to the National Forest Foundation to aid conservation partnership projects in support of the Forest Service mission, without regard to when the Foundation incurs expenses, for projects on or benefitting National Forest System lands or related to Forest Service programs:
2.	<i>Provided, That of the Federal funds made available to the Foundation, no more than \$300,000 shall be available for administrative expenses: Provided further,</i> That the Foundation shall obtain, by the end of the period of Federal financial assistance, private contributions to match on at least one-for-one basis funds made available by the Forest Service: <i>Provided further,</i> That the Foundation may transfer Federal funds to Federal or a non-Federal recipient for a project at the same rate that the recipient has obtained the non-Federal matching funds: <i>Provided further,</i> That authorized investments of Federal funds held by the Foundation may be made only in interest-bearing obligations of the United States or in obligations guaranteed as to both principal and interest by the United States.

1. Provision unnecessarily restricts agency discretion.
2. Limits Federal funds for administrative expenses.

1.	Pursuant to section 2(b)(2) of Public Law 98–244, \$3,000,000 of the funds available to the Forest Service [shall] may be advanced to the National Fish and Wildlife Foundation in a lump sum to aid cost-share conservation projects, without regard to when expenses are incurred, on or benefitting National Forest System lands or related to Forest Service programs: <i>Provided,</i> That such funds shall be matched on at least a one-for-one basis by the Foundation or its sub-recipients: <i>Provided further,</i> That the Foundation may transfer Federal funds to a Federal or non-Federal recipient for a project at the same rate that the recipient has obtained the non-Federal matching funds.
----	---

1. Provision unnecessarily restricts agency discretion.

1.	Funds appropriated to the Forest Service shall be available for interactions with and providing technical assistance to rural communities and natural resource-based businesses for sustainable rural development purposes; <u>Provided, That no more than 2 percent of any unit’s budget may be used for such purposes: Provided further, That no more than 5 percent of the funds in any budget line item may be used for such purposes.</u>
----	---

1. Provision limits extent of funding for rural communities and natural resource-based businesses for sustainable rural development purposes.

1.	[Funds appropriated to the Forest Service shall be available for payments to counties within the Columbia River Gorge National Scenic Area, pursuant to section 14(c)(1) and (2), and section 16(a)(2) of Public Law 99-663.]
----	---

1. Removes provision.

1.	[An eligible individual who is employed in any project funded under title V of the Older American Act of 1965 (42 U.S.C. 3056 et seq.) and administered by the Forest Service shall be considered to be a Federal employee for purposes of chapter 171 of title 28, United States Code.]
----	--

1. Provision no longer necessary. The Forest Service no longer administers this program. However, the agency is currently partnering with eight Senior Community Service Employment Program (SCSEP) National Grantees to host approximately 1,000 positions on national forests. As required by the Older American Act (section 502(c)), the National Grantees are to provide 10 percent of the cost of operating the SCSEP projects, each year. This can be in the form of cash or in-kind contribution, and it must be from a non-federal source. This provision authorizes agency appropriations to be considered in the non-federal in-kind match to the operation of the program. The National Grantees count the supervision provided by the Forest Service to the SCSEP participants as the in-kind contribution covering the 10 percent match.

1.	Funds available to the Forest Service, not to exceed \$55,000,000, shall be assessed for the purpose of performing fire, administrative and other facilities maintenance <u>and decommissioning</u> . Such assessments shall occur using a square foot rate charged on the same basis the agency uses to assess programs for payment of rent, utilities, and other support services.
----	---

1. Clarifies the use of facilities maintenance funds to include decommissioning of unneeded facilities as defined in the agency’s budget justification special exhibit entitled “Facilities Maintenance Assessment”.

1.	Notwithstanding any other provision of law, any appropriations or funds available to the Forest Service not to exceed \$500,000 may be used to reimburse the Office of the General Counsel (OGC), Department of Agriculture, for travel and related expenses incurred as a result of OGC assistance or participation requested by the Forest Service at meetings, training sessions, management reviews, land purchase negotiations and similar non-litigation related matters.[Future budget justifications for both the Forest Service and the Department of Agriculture should clearly display the sums previously transferred and the requested funding transfers.]
----	--

1. Removes requirement to display funds requested and transferred to the Office of the General Counsel, Department of Agriculture in future budget justifications.

1.	[The 19th unnumbered paragraph under heading “Administrative Provisions, Forest Service” in title III of the Department of the Interior, Environment, and Related Agencies Appropriations Act, 2006, Public Law 109–54, is amended by striking “2009” and inserting “2014”.]
----	--

1. Provision not needed. Authority has been extended through 2014.

GENERAL PROVISIONS (INCLUDING TRANSFERS OF FUNDS)

LIMITATION ON CONSULTING SERVICES

	SEC. 401. The expenditure of any appropriation under this Act for any consulting service through procurement contract, pursuant to 5 U.S.C. 3109, shall be limited to those contracts where such expenditures are a matter of public record and available for public inspection, except where otherwise provided under existing law, or under existing Executive Order issued pursuant to existing law.
--	---

RESTRICTION ON USE OF FUNDS

	SEC. 402. No part of any appropriation contained in this Act shall be available for any activity or the publication or distribution of literature that in any way tends to promote public support or opposition to any legislative proposal on which Congressional action is not complete other than to communicate to Members of Congress as described in 18 U.S.C. 1913.
--	--

OBLIGATION OF APPROPRIATIONS

	SEC. 403. No part of any appropriation contained in this Act shall remain available for obligation beyond the current fiscal year unless expressly so provided herein.
--	--

PROHIBITION ON USE OF FUNDS FOR PERSONAL SERVICES

	SEC. 404. None of the funds provided in this Act to any department or agency shall be obligated or expended to provide a personal cook, chauffeur, or other personal servants to any officer or employee of such department or agency except as otherwise provided by law.
--	--

DISCLOSURE OF ADMINISTRATIVE EXPENSES

1.	SEC. 405. Estimated overhead charges, deductions, reserves or holdbacks from programs, projects, activities and subactivities to support government-wide, departmental, agency or bureau administrative functions or headquarters, regional or central operations shall be presented in annual budget justifications[and subject to approval by the Committees on Appropriations]. [Changes] <u>Advance notice of changes</u> to such estimates shall be presented to the Committees on Appropriations [for approval].
----	--

1. Provision unnecessarily restricts agency discretion.

GIANT SEQUOIA

1.	SEC. 406. None of the funds in this Act may be used to plan, prepare, or offer for sale timber from trees classified as giant sequoia (<i>Sequoiadendron giganteum</i>) which are located on National Forest System or Bureau of Land Management lands in a manner different than such sales were conducted in fiscal year [2009] <u>2010</u> .
----	--

1. Updates year

[TRANSFER OF FUNDS AUTHORITY]

1.	[SEC. 407. None of the funds made available in this Act may be transferred to any department, agency, or instrumentality of the United States Government except pursuant to a transfer made by, or transfer provided in, this Act or any other Act.]
----	--

- 2. Removes provision.

MINING APPLICATIONS

1.	SEC. [408] 407 . (a) LIMITATION OF FUNDS.—None of the funds appropriated or otherwise made available pursuant to this Act shall be obligated or expended to accept or process applications for a patent for any mining or mill site claim located under the general mining laws. (b) EXCEPTIONS.—The provisions of subsection (a) shall not apply if the Secretary of the Interior determines that, for the claim concerned: (1) a patent application was filed with the Secretary on or before September 30, 1994; and (2) all requirements established under sections 2325 and 2326 of the Revised Statutes (30 U.S.C. 29 and 30) for vein or lode claims and sections 2329, 2330, 2331, and 2333 of the Revised Statutes (30 U.S.C. 35, 36, and 37) for placer claims, and section 2337 of the Revised Statutes (30 U.S.C. 42) for mill site claims, as the case may be, were fully complied with by the applicant by that date. (c) REPORT.—On September 30, 2010, the Secretary of the Interior shall file with the House and Senate Committees on Appropriations and the Committee on Natural Resources of the House and the Committee on Energy and Natural Resources of the Senate a report on actions taken by the Department under the plan submitted pursuant to section 314(c) of the Department of the Interior and Related Agencies Appropriations Act, 1997 (Public Law 104–208). (d) MINERAL EXAMINATIONS.—In order to process patent applications in a timely and responsible manner, upon the request of a patent applicant, the Secretary of the Interior shall allow the applicant to fund a qualified third-party contractor to be selected by the Bureau of Land Management to conduct a mineral examination of the mining claims or mill sites contained in a patent application as set forth in subsection (b). The Bureau of Land Management shall have the sole responsibility to choose and pay the third party contractor in accordance with the standard procedures employed by the Bureau of Land Management in the retention of third-party contractors.
----	--

- 1. Changes section number.

CONTRACT SUPPORT COSTS

1.	Sec. [409] 408 . Provision not applicable to the Forest Service.
----	---

- 1. Changes section number.

FOREST MANAGEMENT PLANS

1.	SEC. [410] 409 . The Secretary of Agriculture shall not be considered to be in violation of subparagraph 6(f)(5)(A) of the Forest and Rangeland Renewable Resources Planning Act of 1974 (16 U.S.C. 1604(f)(5)(A)) solely because more than 15 years have passed without revision of the plan for a unit of the National Forest System. Nothing in this section exempts the Secretary from any other requirement of the Forest and Rangeland Renewable Resources Planning Act (16 U.S.C. 1600 et seq.) or any other law: <i>Provided</i> , That if the Secretary is not acting expeditiously and in good faith, within the funding available, to revise a plan for a unit of the National Forest System, this section shall be void with respect to such plan and a court of proper jurisdiction may order completion of the plan on an accelerated basis.
----	---

- 1. Changes section number.

PROHIBITION WITHIN NATIONAL MONUMENTS

1.	SEC. [411] 410 . No funds provided in this Act may be expended to conduct preleasing, leasing and related activities under either the Mineral Leasing Act (30 U.S.C. 181 et seq.) or the Outer Continental Shelf Lands Act (43 U.S.C. 1331 et seq.) within the boundaries of a National Monument established pursuant to the Act of June 8, 1906 (16 U.S.C. 431 et seq.) as such boundary existed on January 20, 2001, except where such activities are allowed under the Presidential proclamation establishing such monument.
----	--

1. Changes section number.

INTERNATIONAL FIREFIGHTER COOPERATIVE AGREEMENTS

1.	SEC. [412] 411 . In entering into agreements with foreign fire organizations pursuant to the Temporary Emergency Wildfire Suppression Act (42 U.S.C. 1856m–1856o), the Secretary of Agriculture and the Secretary of the Interior are authorized to enter into reciprocal agreements in which the individuals furnished under said agreements to provide wildfire services are considered, for purposes of tort liability, employees of the fire organization receiving said services when the individuals are engaged in fire suppression or presuppression: <i>Provided</i> , That the Secretary of Agriculture or the Secretary of the Interior [shall] should not enter into any agreement under this provision unless the foreign fire organization agrees to assume any and all liability for the acts or omissions of American firefighters engaged in fire suppression or presuppression in a foreign country: <i>Provided further</i> , That when an agreement is reached for furnishing fire suppression or presuppression services, the only remedies for acts or omissions committed while engaged in fire suppression or presuppression shall be those provided under the laws applicable to the fire organization receiving the fire suppression or presuppression services, and those remedies shall be the exclusive remedies for any claim arising out of fire suppression or presuppression activities in a foreign country: <i>Provided further</i> , That neither the sending country nor any legal organization associated with the firefighter shall be subject to any legal action, consistent with the applicable laws governing sovereign immunity, pertaining to or arising out of the firefighter’s role in fire suppression or presuppression, except that if the foreign fire organization is unable to provide immunity under laws applicable to it, it shall assume any and all liability for the United States or for any legal organization associated with the American firefighter, and for any and all costs incurred or assessed, including legal fees, for any act or omission pertaining to or arising out of the firefighter’s role in fire suppression or presuppression.
2.	

1. Changes section number.
2. Removes restriction on agreements and foreign liability.

CONTRACTING AUTHORITIES

1.	SEC. [413] 412 . In awarding a Federal contract with funds made available by this Act, notwithstanding Federal Government procurement and contracting laws, the Secretary of Agriculture and the Secretary of the Interior (the “Secretaries”) may, in evaluating bids and proposals, give consideration to local contractors who are from, and who provide employment and training for, dislocated and displaced workers in an economically disadvantaged rural community, including those historically timber-dependent areas that have been affected by reduced timber harvesting on Federal lands and other forest-dependent rural communities isolated from significant alternative employment opportunities: <i>Provided</i> , That notwithstanding Federal Government procurement and contracting laws the Secretaries may award contracts, grants or cooperative agreements to local non-profit entities, Youth Conservation Corps or related partnerships with State, local or non-profit youth groups, or small or micro-business or disadvantaged business: <i>Provided further</i> , That the contract, grant, or cooperative agreement is for forest hazardous fuels reduction, watershed or water quality monitoring or restoration, wildlife or fish population monitoring, or habitat restoration or management: <i>Provided further</i> , That the terms “rural community” and “economically disadvantaged” shall have the same meanings as in section 2374 of Public Law 101– 624: <i>Provided further</i> , That the Secretaries shall develop guidance to implement this section: <i>Provided further</i> , That nothing in this section shall be construed as relieving the Secretaries of any duty under applicable procurement laws, except as provided in this section.
----	--

1. Changes section number.

LIMITATION ON TAKINGS

1.	SEC.[414] 413 . Unless otherwise provided herein, no funds appropriated in this Act for the acquisition of lands or interests in lands may be expended for the filing of declarations of taking or complaints in condemnation without the [approval] prior notification of the House and Senate Committees on Appropriations: <i>Provided</i> , That this provision shall not apply to funds appropriated to implement the Everglades National Park Protection and Expansion Act of 1989, or to funds appropriated for Federal assistance to the State of Florida to acquire lands for Everglades restoration purposes.
2.	

1. Changes section number.
2. Provision unnecessarily restricts agency discretion.

[HUNTERS POINT ENVIRONMENTAL CLEANUP]

1.	[SEC. 415. Provision not applicable to the Forest Service.]
----	---

1. Removes provision.

EXTENSION OF GRAZING PERMITS

1.	SEC. [416] 414 . The terms and conditions of section 325 of Public Law 108–108, regarding grazing permits at the Department of the Interior and the Forest Service shall remain in effect [or fiscal year [2010] 2011].
----	--

1. Changes section number.
2. Extends authority.

[NATIONAL COUNCIL ON THE ARTS MEMBERSHIP]

1.	[Sec. 417. Provision not applicable to the Forest Service.]
----	---

1. Removes provision.

[NATIONAL CAPITAL ARTS AND CULTURAL AFFAIRS AUTHORIZATION]

1.	[Sec. 418. Provision not applicable to the Forest Service.]
----	---

1. Removes provision.

[ALASKA NATIVE HEALTH CARE SERVICES]

1.	[Sec. 419. Provision not applicable to the Forest Service.]
----	---

1. Removes provision.

[EXTENSION OF FOREST BOTANICAL PRODUCT AUTHORITIES]

1.	[SEC. 420. Section 339(h) of the Department of the Interior and Related Agencies Appropriations Act, 2000, as amended, concerning a pilot program for the sale of forest botanical products by the Forest Service, is further amended by striking “September 30, 2009” and inserting “September 30, 2014”.]
----	---

1. Provision no longer needed. Authority has been extended through 2014.

[TIMBER SALE REQUIREMENTS]

1.	[SEC. 421. The Forest Service shall use the residual value approach to appraising all timber sales in Alaska’s Region 10 that contain a component of Western red cedar and shall only offer sales that contain a component of Western red cedar that are not deficit. Western red cedar shall be appraised using lower 48 State domestic values if the timber might be eligible for shipment to the lower 48 States. All of the Western red cedar timber from those sales which is surplus to the needs of domestic processors in Alaska shall be made available to domestic processors in the contiguous 48 United States at prevailing domestic prices in the contiguous 48 United States. Western red cedar shall be deemed “surplus to the needs of domestic processors in Alaska” if the Forest Service determines it is surplus or if the timber sale holder has presented to the Forest Service documentation that the Forest Service determines is valid of the inability to sell Western red cedar logs from a given sale to domestic Alaska processors at a price equal to or greater than the log selling value stated in the contract. All additional Western red cedar volume not sold to Alaska or to contiguous 48 United States domestic processors may be exported to foreign markets if the Forest Service determines it is surplus to the needs of the 50 States. All Alaska yellow cedar may be sold at prevailing export prices if the Forest Service determines it is surplus to the needs of the 50 States.]
----	---

1. Removes provision.

[COLORADO COOPERATIVE CONSERVATION AUTHORITY]

1.	[SEC. 422. Section 331(e) of the Department of the Interior and Related Agencies Appropriations Act, 2001, (Public Law 106– 291), as added by section 336 of division E of the Consolidated Appropriations Act, 2005 (Public Law 108–447), concerning cooperative forestry agreements known as the Colorado Good Neighbor Act Authority is amended by striking “September 30, 2009” and inserting “September 30, 2013”.]
----	--

1. Provision no longer needed. Authority has been extended through 2013.

[GEOTHERMAL ENERGY RECEIPTS]

1.	[Sec. 423. All monies received by the United States in fiscal year 2010 from sales, bonuses, rentals, and royalties under the Geothermal Steam Act of 1970 shall be disposed of as provided by section 20 of that Act (30 U.S.C. 1019), as in effect immediately before the enactment of the Energy Policy Act of 2005 (Public Law 109-58), and without regard to the amendments contained in sections 224(b) and section 234 of the Energy Policy Act of 2005 (42 U.S.C. 17673).
----	---

1. Removes provision.

[PROHIBITION ON USE OF FUNDS (CLEAN AIR ACT)]

1.	[Sec. 424. Provision not applicable to the Forest Service.]
----	---

1. Removes provision.

[GREENHOUSE GAS REPORTING RESTRICTIONS (MANURE)]

1.	[Sec. 425. Provision not applicable to the Forest Service.]
----	---

1. Removes provision.

[REPORT ON USE OF CLIMATE CHANGE FUNDS]

1.	[SEC. 426. Not later than 120 days after the date on which the President’s fiscal year 2011 budget request is submitted to Congress, the President shall submit a report to the Committee on Appropriations of the House of Representatives and the Committee on Appropriations of the Senate describing in detail all Federal agency obligations and expenditures, domestic and international, for climate change programs and activities in fiscal year 2009 and fiscal year 2010, including an accounting of expenditures by agency with each agency identifying climate change activities and associated costs by line item as presented in the President’s Budget Appendix.]
----	---

1. Removes provision.

PROHIBITION ON USE OF FUNDS (ACORN)

1.	Sec. [427] 415 . Provision not applicable to the Forest Service.
----	--

1. Changes Section Number

[GUANTANAMO BAY DETAINEES, FUNDING RESTRICTIONS]

1.	[Sec. 428. Provision not applicable to the Forest Service.]
----	---

1. Removes provision.

[JUNGO DISPOSAL SITE EVALUATION (USGS)]

1.	[Sec. 429. Provision not applicable to the Forest Service.]
----	---

1. Removes provision.

[BUYOUT AND RELOCATION (EPA)]

1.	[Sec. 430. Provision not applicable to the Forest Service.]
----	---

1. Removes provision.

[AGRICULTURAL RESEARCH AUTHORIZATION]

1.	[SEC. 431. Section 404(c) of the Agricultural Research, Extension, and Education Reform Act of 1998 (7 U.S.C. 7624(c)) is amended— (1) in paragraph (1), by striking “Agricultural Research Service” and inserting “Agricultural Research Service and the Forest Service”; and (2) by adding at the end the following: “(3) AUTHORITY OF SECRETARY.—To carry out a cooperative agreement with a private entity under paragraph (1), the Secretary may rent to the private entity equipment, the title of which is held by the Federal Government.”.]
----	--

1. Removes provision.

[NATIONAL FOREST FOUNDATION]

1.	[SEC. 432. Section 403(a) of the National Forest Foundation Act (16 U.S.C. 583j–1(a)) is amended, in the first sentence, by striking “fifteen Directors” and inserting “not more than 30 Directors”.]
----	---

1. Provision no longer needed. National Forest Foundation Act amended.

CABIN USER FEES

1.	[SEC. 433. Notwithstanding any other provision of law, none of the funds made available by this or any other Act may be used by the Secretary of Agriculture to increase a recreation residence user fee for calendar year 2010 by more than 25 percent of the recreation residence user fee applicable to the recreation residence for calendar year 2009.]
----	--

1. Provision no longer necessary. Provided a 25 percent limitation on fee increases for recreation residences for calendar year 2010.

PROHIBITION ON NO-BID CONTRACTS

1.	SEC. [434] 416 . None of the funds appropriated or otherwise made available by this Act to executive branch agencies may be used to enter into any Federal contract unless such contract is entered into in accordance with the requirements of the Federal Property and Administrative Service Act of 1949 (41 U.S.C. 253) or chapter 137 of title 10, United States Code, and the Federal Acquisition Regulations, unless: (1) Federal law specifically authorizes a contract to be entered into without regard for these requirements, including formula grants for States, or federally recognized Indian tribes; or (2) such contract is authorized by the Indian Self-Determination and Education and Assistance Act (Public Law 93– 638, 25 U.S.C. 450 et seq., as amended) or by any other Federal laws that specifically authorize a contract within an Indian tribe as defined in section 4(e) of that Act (25 U.S.C. 450b(e)); or (3) such contract was awarded prior to the date of enactment of this Act.
----	---

1. Changes section number.

POSTING OF REPORTS

1.	SEC. [435] 417 . (a) Any agency receiving funds made available in this Act, shall, subject to subsections (b) and (c), post on the public website of that agency any report required to be submitted by the Congress in this or any other Act, upon the determination by the head of the agency that it shall serve the national interest. (b) Subsection (a) shall not apply to a report if— (1) the public posting of the report compromises national security; or (2) the report contains proprietary information. (c) The head of the agency posting such report shall do so only after such report has been made available to the requesting Committee or Committees of Congress for no less than 45 days.
----	--

1. Changes section number.

[NATIONAL CONSERVATION AREA MAP AMENDMENT]

1.	[SEC. 436. Provision not applicable to the Forest Service]
----	--

1. Removes provision.

[TAR CREEK SUPERFUND SITE]

	[Sec. 437. Provision not applicable to the Forest Service.]
--	---

1. Removes provision.

NATIONAL ENDOWMENT FOR THE ARTS GRANT GUIDELINES

1.	Sec. [438] 418 . Provision not applicable to the Forest Service.
----	---

1. Changes section number.

NATIONAL ENDOWMENT FOR THE ARTS PROGRAM PRIORITIES

1.	Sec. [439] 419 . Provision not applicable to the Forest Service.
----	---

1. Changes section number.

[ENERGY AND WATER DEVELOPMENT, TECHNICAL CORRECTION]

1.	[Sec. 440. Provision not applicable to the Forest Service.]
----	---

1. Removes provision.

AWARDS TO FOR-PROFIT ENTITIES

1.	SEC.[441] 420 . [Specific projects contained in] To the extent that the report of the Committee on Appropriations of the House of Representatives accompanying this Act [(H. Rept. 111–180)] includes specific projects that are considered congressional earmarks for purposes of clause 9 of rule XXI of the Rules of the House of Representatives, such projects , when intended to be awarded to a for-profit entity, shall be awarded under a full and open competition.
2.	

1. Changes section number.
2. Extends authority.

[PROHIBITION ON USE OF FUNDS (EPA)]

1.	[Sec. 442. Provision not applicable to the Forest Service.]
----	---

1. Removes provision.

[AUTHORIZATION FOR REFINANCING (EPA)]

1.	[Sec. 443. Provision not applicable to the Forest Service.]
----	---

1. Removes provision.

[INCORPORATION OF CONGRESSIONALLY REQUESTED PROJECTS]

	[SEC. 444. Within the amounts appropriated in this Act, funding shall be allocated in the amounts specified for those projects and purposes delineated in the table titled “Incorporation of Congressionally Requested Projects” included in the joint explanatory statement of the managers accompanying this Act, except that such funding appropriated for land acquisition, construction, and capital improvement and maintenance may be reallocated to other projects in that table funded by the same appropriation account if such reallocation has been approved by the House and Senate Committees on Appropriationsand, such funding appropriated for “National Park Service—Historic Preservation Fund” for Save America’s Treasures grants may be reallocated to be used for competitive grants under the Save America’s Treasures program if such reallocation has been approved by the House and Senate Committees on Appropriations.]
--	--

1. Removes provision.

1.	Sec. 421. Provision not applicable to the Forest Service.
----	--

1. Adds provision.

Appropriation Forest and Rangeland Research

(dollars in thousands)						
	FY 2009 Enacted	FY 2010 Enacted	Pay & Other Cost Changes	Program Changes	FY 2011 President's Budget	Percent of Program Change
Forest & Rangeland Research						
Annual Appropriations	\$296,380	\$312,012	\$3,042	-\$10,700	\$304,354	-3%
Forest & Rangeland Research Total	\$296,380	\$312,012	\$3,042	-\$10,700	\$304,354	-3%
Annual Appropriation FTEs	2,049	2,055			2,055	
Total Full-Time Equivalents (FTEs)	2,049	2,055			2,055	
Forest & Rangeland Research Activities						
Wildland Fire & Fuels R&D	\$28,646	\$23,605	\$229	-\$460	\$23,374	-2%
Invasive Species R&D	\$35,464	\$37,463	\$366	-\$1,298	\$36,531	-3%
Recreation R&D	\$4,940	\$5,177	\$51	-\$104	\$5,124	-2%
Resource Management & Use	\$88,878	\$100,762	\$980	-\$1,970	\$99,772	-2%
Water, Air & Soil R&D	\$36,442	\$36,136	\$353	-\$1,146	\$35,343	-3%
Wildlife & Fish R&D	\$31,609	\$30,467	\$297	-\$903	\$29,861	-3%
Inventory & Monitoring R&D	\$9,631	\$11,463	\$113	\$181	\$11,757	2%
Forest Inventory & Analysis	\$60,770	\$66,939	\$653	-\$5,000	\$62,592	-7%

	FY2006 Actual	FY 2007 Actual	FY 2008 Actual	FY2009 Actual	FY 2010 Target	FY 2011 Target
Forest & Rangeland Research						
Customer satisfaction index score for R&D	72	72	72	75	75	75
Number of patent applications filed (3-year average)	12	11	6	6	6	6
Percent of R&D programs that have been externally peer-reviewed within the last 5 years	25%	50%	75%	100%	100%	100%
Number of R&D programs that have been externally peer-reviewed within the last 5 years	2	2	6	8	8	8
Percent of peer-reviewed R&D programs that achieve a rating of satisfactory or excellent during the last 5 years	100%	100%	100%	100%	100%	100%
Percent of Nation with accessible FIA data	84%	88%	92%	92%	92%	92%
Quality Science Index - peer-reviewed fire science publications per scientist year on a 3-year rolling average	3.5	3.5	3.5	3.5	3.5	3.5
Output Efficiency Index - total fire science products per scientist year on a 3-year rolling average	5.1	5.0	5.1	5.0	5.0	5.0
Invasive species tools developed, delivered and used on a 5-year rolling average	171	170	180	177	163	163
Cost per invasive species tool on a 5-year running average adjusted for budgets	\$242,000	\$238,000	\$207,000	\$198,000	\$426,000	\$426,000

FY 2011 Program Changes

The FY 2011 President's Budget proposes \$304,354,000 for Forest and Rangeland Research, a program decrease of \$10,700,000 from FY 2010. These funds are used for seven strategic program areas, listed as activities in the table above. The budget includes \$61,939,000 for the Forest Inventory and Analysis program, a program decrease of \$5,000,000 from FY 2010.

Climate Change Focus Area

Within each strategic program area, some funding in the President's FY 2011 Budget is designated to support climate change and in support of the Secretary's vision to restore landscapes to a condition resilient to climate changes.

Forest Service Research & Development builds on existing expertise in areas such as landscape ecology, watershed hydrology, vegetation modeling, nutrient cycling, and forest management to conduct climate change research. In FY 2011, funds will continue research to address key issues facing the Nation's forests and rangelands. Specific research areas include monitoring and modeling of carbon dioxide cycling in forests and woodlands, vegetation management techniques to enhance carbon sequestration, enhancing ecosystem sustainability and adaptation to change, improving methods to estimate carbon in ecosystems, and advancing biomass feedstock management and conversion technology for biofuels production. In addition, the President's Budget provides \$1.5 million for a comprehensive carbon inventory for forest ecosystems. (see Special Exhibit- Chapter 16)

Strategic Program Areas

Wildland Fire and Fuels Research & Development (R&D)¹

FY 2011 Program Changes

The request includes \$23,374,000 to support wildland fire and fuels research and development, a decrease of \$460,000 from FY 2010. Funding will remain sufficient for higher priority projects, such as the Mapped Atmosphere-Plant-Soil System (MAPSS). The MAPSS Fire Forecasting System accurately forecasts total area to be burned and total fire fighting expenditures before and during the fire season.

Past Performance

In FY 2009, Forest Service Research developed and delivered more than 220 timely publications dealing with wildland-fire topics, such as ecological and environmental fire science, integrated fire and fuels management, public interactions with fire and fuels management, socio-economic aspects of fires and fuels management, and organizational effectiveness. Science delivery and applications for policy makers, wildland-fire managers, and local communities ensure that knowledge generated by the Forest Service is transferred to communities and adopted. One notable highlight is the creation of MAPSS. The MAPSS models are significantly better at predicting total seasonal expenditures than the old method for predicting, which relied primarily on professional judgment. Currently, MAPSS provides new fire forecasts each month to over 200 land managers from various resource agencies. In April 2009, MAPSS was used to create the 2009 fire season's "Significant Fire Potential Forecast."

In FY 2009, Forest Service R&D launched the National Fire Decision Support Center to develop new risk assessment tools to improve decision science and management decisions to provide focused support for decision making on all large and long-duration Forest Service wildland fires. This single focal point will support the agency goal of large-fire cost reduction by providing improved and consistent decision support for all large and potentially large wildland fires, improving capability to make strategic decisions through a directed research program, and increasing agency awareness and use of decision support

¹ Forest Service Research and Development manages a total of \$ 555,443,000 for fire research. Forty-two percent of this is under Forest and Rangeland Research (narrative above). The other 58 percent is funded through the Wildland Fire Management (WFM) appropriation under the National Fire Plan (\$24,060,000) and under the Joint Fire Sciences Program (\$8,009,000), with narratives in the WFM section of this document.

information for risk-informed decision making. One example tool is our Wildland Fire Decision Support System, which has been used on approximately 6,500 incidents and is available for use by federal land management agencies.

Program Overview

The Wildland Fire and Fuels strategic program area provides the knowledge and tools needed to help reduce the negative impacts, and enhance the beneficial effects, of fire and fuels on society and the environment. The program has five major focus areas: 1) understanding and modeling fundamental fire processes, 2) interactions of fire with ecosystems and the environment, 3) social and economic aspects of fire, 4) evaluation of integrated management strategies and disturbance interactions at multiple scales, and 5) application of fire research to address management problems.

The information and tools developed through this program will assist managers and policy makers in making cost-effective and environmentally-sound fire management decisions that sustain and enhance resource values and minimize negative impacts. Tools, knowledge, and science from Wildland Fire and Fuels research enables fire managers to develop science-based policy and to practice science-based fire management that results in reduced losses to society from fire and improves the resilience and sustainability of wildland ecosystems.

Invasive Species R&D

FY 2011 Program Changes

The request includes \$36,531,000 for invasive species research and development, a decrease of \$1,298,000 from FY 2010. Funding will be reduced for low priority pests and invasive species to maintain sufficient funding for high priority needs.

Past Performance

In FY 2009, the Forest Service developed and delivered 177 tools used by customers. The highly diverse tools included the successful establishment and release in Michigan of two parasites of emerald ash borer; methods to detect the presence of invasive plants in Hawaiian rainforests using airborne imaging spectroscopy and Light Detection and Ranging (LiDAR); methods to predict how well biological control agents will work under the influence of climate change; and a synthesis titled “Fire and Nonnative Invasive Plants.”

Forest Service R&D is considered a global leader in its research on ways to control major forest pests like emerald ash borer, hemlock woolly adelgid, and gypsy moth. In FY 2009, information based on FS science findings led the International Plant Protection Convention to revise its guidelines for regulating wood packaging material used in international trade. This action averted the European Union’s ban on using wood with bark in shipping while still effectively preventing introductions of new insects and pathogens.

Sudden Oak Death Symposium



Forest Service R&D hosted the 4th Sudden Oak Death Science (SOD) Symposium, where over 200 attendees shared the latest science findings. The many SOD publications and newsletters produced—as well as training sessions and seminars—provide information critical to regulators, land managers, scientists, nurserymen, homeowners, and others working to prevent, manage, or mitigate the impacts of this invasive pathogen.

Program Overview

The Invasive Species strategic program area provides the scientific information, methods, and technology to reduce, minimize, or eliminate the introduction, establishment, spread, and impact of invasive species, and to restore ecosystems affected by invasives. This research focuses on plants, animals, fish, insects, diseases, invertebrates, and other species that are not native to a particular ecosystem and whose introduction causes or is likely to cause economic or environmental harm. Customers use this Forest Service technology and knowledge to prevent, detect, and manage important invasive species and restore/rehabilitate the function and diversity of impacted ecosystems.

Recreation R&D

FY 2011 Program Changes

The request includes \$5,124,000 for recreation research and development, a decrease of \$104,000 from FY 2010. This level of funding will enable many of the current programs to continue.

Past Performance

Forest Service R&D, with partners, published studies on techniques to estimate resource damage from all-terrain vehicles (ATV) and management strategies to reduce resource damage while allowing for multiple uses of public lands.

To help address issues associated with rapid growth and large-scale development of open space, Forest Service scientists developed a tool to help local organizations, including local governments, prioritize large contiguous areas for conservation and restoration and to understand the financial implications of their choices. In one case, FS scientists used this tool in Kane County, IL to identify the desirable areas of grassland habitat that could be protected for minimum cost as well as the financial implications of increasing the habitat area protected.

Restoring Community Ecosystems in New York City
The Research and Development mission area is helping restore the natural environment in neighborhoods, parks, gardens, wetlands and forest ecosystems which span across five of New York City’s boroughs. Forest Service scientists, in cooperation with a wide-range of partners, are helping improve the understanding of the relationships between community restoration, public health and urban natural resources. The linkages among climate change, health, and trees and healthy urban forests are critical features of the New York City project.

Program Overview

The Outdoor Recreation strategic program area is directed at understanding and managing outdoor environments, activities, and experiences that connect people with the natural world. This research program develops the knowledge and tools to support informed recreation and wilderness management decisions that improve outdoor recreation opportunities for current and future generations while sustaining healthy ecosystems.

Resource Management and Use R&D

FY 2011 Program Changes

The request includes \$99,772,000 for resource management and use research and development, a decrease of \$1,970,000 from FY 2010. Funding will be redirected from lower priority projects to maintain sufficient funding for higher priority needs. \$1,000,000 will be used to prepare a comprehensive carbon inventory for forest ecosystems. This effort will lead to a baseline from which FS can gauge how best to reduce the loss of forest carbon sinks.

Past Performance

In FY 2009, Forest Service R&D continued to make investments in sustainable production systems development, improving feedstock production for biofuels and bioproducts, life cycle assessments that include environmental outcomes, and biomass conversion technologies and co-products development.

Program Overview

The Resource Management and Use strategic program area provides the scientific and technological base to sustainably manage and use forest resources and forest fiber-based products. Focus areas include plant science, soil science, social science, silviculture, productivity, forest and range ecology and management, forest harvesting and operations, forest and biomass products and utilization, economics, urban forestry, and climate change.

Going to Bat for Major League Baseball



Breakage of bats during play has become a safety concern for Major League Baseball. Through research efforts funded by MLB, a Forest Service scientist determined that the slope of the grain in the Maple baseball bat was a primary contributor to breakage and multiple-piece fractures. Researchers made a recommendation to MLB officials, and by implementing the recommendations, the rate of multiple-piece failures dropped by 30% in 2009.

Water, Air, and Soil R&D

FY 2011 Program Changes

The request includes \$35,343,000 for water, air, and soil research and development, a decrease of \$1,146,000 from FY 2010. Funding will be redirected from lower priority projects to maintain sufficient funding for higher priority needs. Funding will continue for the Chesapeake Watershed Forestry Program. This program helps to improve coordination among organizations, and provides educational, financial, and technical assistance.

Past Performance

Forest Service R&D and partners developed the CarbonPlus Calculator to help people estimate their carbon dioxide emissions. It provides tips on how to reduce carbon footprints; and learn about the many benefits trees provide in addition to absorbing carbon. Each participating city or location can customize the calculations to improve the accuracy of estimates compared to national averages. Designed originally for the general public, the new 2009 version of the calculator adds features specifically for businesses and government agencies to identify ways to reduce their emissions.

Scientists also developed and evaluated a satellite burned area mapping algorithm to support air quality forecasting and emission inventory development. The burned area data is being used to develop wildland fire emission inventories. Expected outcomes facilitated by this research include 1) improved state compliance with federal air quality standards; 2) improved forecasting of air quality; 3) feasible strategies for improving visibility in National Forests, Wilderness Areas, and Parks.

Program Overview

The Water, Air, and Soil strategic program area enables the sustainable management of these essential resources by providing information on how to clean air and drinking water, protect lives and property from wildfire and smoke, and improve our ability to adapt to climate variability and change. The program area studies ecosystem services with a high level of integration between water, air, and soil research. It pays particular attention to the effects of climate variability and change on water budgets.

New Forest Soil Disturbance Monitoring Protocol



Forest Service scientists developed and tested techniques resulting in the new Forest Soil Disturbance Monitoring Protocol, which gives soil scientists the information needed to design site appropriate mitigation, develop prescriptions to meet multiple resource objectives, and help achieve sustainable forest management by working to identify areas at risk from certain types of management. The authors were recognized as the National Field Soil Scientists of the Year for their work on this protocol.

Wildlife and Fish R&D

FY 2011 Program Changes

The request includes \$29,861,000 for wildlife and fish research and development, a decrease of \$903,000 from FY 2010. Funding will be redirected from lower priority projects to maintain sufficient funding for higher priority needs.

Past Performance

Forest Service R&D scientists have documented new discoveries about the importance of headwater streams to critical food webs supporting native fish productivity in aquatic systems in the Pacific Northwest. This knowledge will increase the success of restoration projects for important native fisheries such as the threatened bull trout. It will also allow managers to better select sites for restoration where there will be a higher rate of success for supporting native fish.

A mega-population analysis was conducted of coffee agroecosystems in Mexico and several Mesoamerican countries to evaluate the relationship between ant and bird diversity and several types of vegetation management strategies for coffee production. The study results showed that ant and bird diversity declined with management intensification and with changes in vegetation.

Forest Service scientists at the International Institute of Tropical Forestry report results that can be used to protect bird and ant populations in these environments, by protecting native forests and modifying coffee cultivation. This research can help coffee growers develop coffee landscapes that both sustain farmer livelihoods and conserve biodiversity.

Program Overview

The Wildlife and Fish strategic program area relies upon interdisciplinary research to inform policy initiatives affecting wildlife and fish habitat on private and public lands and the recovery of threatened or endangered species. Scientists in this program area investigate the complex interactions among species, ecosystem dynamics and processes, land use and management, and emerging broad-scale threats, including global climate change, loss of open space, invasive species, and disease.



Forest Service scientists at the Bottomland Hardwood Center are leading an effort to make information about Mississippi crayfish available to both the general public and scientists. For interactive maps showing distribution of species, photographs for help in identifying species and factsheets about each species, see: <http://maps.fs.fed.us/crayfish>

Inventory and Monitoring R&D

FY 2011 Program Changes

Inventory and Monitoring is comprised of Resource Data and Analysis and Forest Inventory and Analysis (FIA). The request includes \$12,410,000 for Resource Data and Analysis, an increase of \$181,000 above FY 2010; and \$61,939,000 for FIA, a decrease of \$5,000,000 from FY 2010.

The decrease of \$5,000,000 from FY 2010 for the FIA program will continue annualized inventory in 46 States which includes partial support for New Mexico. Funding for FIA in Nevada, Wyoming, Hawaii, and interior Alaska is discontinued. Five-year reports will continue to be produced on schedule for fully implemented States and online data availability will continue at FY 2009 levels. \$500,000 will be used to prepare a comprehensive carbon inventory for forest ecosystems. This effort will lead to a baseline from which FS can gauge how best to reduce the loss of forest carbon sinks.

Past Performance

In FY 2009, FIA continued its use of program-level accomplishment data, as well as program costs, to manage and improve program efficiency and to allocate funds to field programs. At the level of national performance measures, the FIA program met its goal of having 92% of data (less than 2 years old) accessible on line: <http://199.128.173.26/fido/index.html>

Last year this program published *Forest Resources of the United States, 2007* which is part of the Congressional mandate of the Forest and Rangeland Renewable Resources Planning Act of 1974 (16 U.S.C. 1601). This report provides critical information on the condition, status, and trends in the Nation's 752 million acres of forests to provide comprehensive resource data to inform resource managers, researchers, NGOs, industries and State and Federal policy makers.

A website, <http://www.fia.fs.fed.us/program-features/rpa/default.asp>, allows users access to the document as well as its tables in Excel format. FIA updated the “Forest Facts” brochure and published it in four languages (Spanish, French, Russian, and Chinese) for distribution at 2009 World Forestry Congress. More detailed information about FIA past performance can be found in the FIA Annual Business Report at <http://www.fia.fs.fed.us/library/bus-org-documents/default.asp>.

Program Overview

The Inventory and Monitoring strategic program area provides the resource data, analysis, and tools needed to identify current status and trends of forests, management options and impacts, and threats from fire, insects, disease, and other natural processes, enhancing the use and value of our Nation’s forests and grasslands. Assessing current and potential effects of climate change depends on the monitoring of forest ecosystems at greatest risk to rapid change. Focus areas include the development and use of integrated interdisciplinary science, technologies, and remote sensing to increase the timeliness and spatial resolution of incidence of forest fragmentation, insect outbreaks, diseases, fires, and extreme weather events.

Data from our monitoring efforts are used everyday to assess sustainability, to make important business decisions, to evaluate wildlife habitat, and for many other things. National, State, and local policy makers, universities, businesses, tribal governments, national forests and other natural resource agencies, interest groups—and many others—depend on our data for timely, scientifically credible information about our forest. An important component of monitoring is gaining a clear understanding of what has happened in the past. Combining FIA data and disturbance maps from time-series Landsat imagery joins the statistical rigor of a field-based inventory with the spatial and temporal disturbance trends. The maps produced through North American Forest Dynamics Project methodologies offer the opportunity to communicate the timing, area, and intensity of fires, harvests, and other disturbances. This provides a clearer understanding of forest dynamics over the last several decades.

Forest Service Research and Development Program Overview

Forest Service Research and Development (R&D) provides scientific information and new technologies to support sustainable management of the Nation’s forests and rangelands. These products and services increase the basic biological and physical knowledge of the composition, structure, and function of forest, rangeland, and aquatic ecosystems. Forest Service R&D is federally mandated to provide new knowledge and technologies to foster healthy watersheds, forest products, wildlife protection, outdoor recreation opportunities, and other benefits, across all U.S. territories and States (including both Federal and non-Federal lands). Research is conducted at five research stations, the Forest Products Laboratory, and the International Institute of Tropical Forestry located in Puerto Rico. There are approximately 500 scientists at 67 sites located throughout the United States.

The Research program is structured around 3 components: foundations, emerging research areas, and strategic program areas. The foundations consist of Forest Inventory and Analysis (FIA) and Experimental Forests and Ranges (including long-term urban research areas). Each of the foundations rely on long-term, land-based monitoring to provide data for current research needs and provide a valuable data archive for future research needs. The emerging research areas are Climate Change; Biomass and Bioenergy; Urban Natural Resources Stewardship; Watershed Management and Restoration; and Nanotechnology. These emerging areas, which represent a commitment to timely and relevant research, rest on the foundations, and on the core capacity reflected in the strategic program areas.

The Forest Service R&D budget is organized around the seven Strategic Program Areas that align with the goals and objectives of the Forest Service 2007-2012 Strategic Plan. These seven strategic areas are Wildland Fire and Fuels; Invasive Species; Outdoor Recreation; Resource Management and Use; Water, Air, and Soil; Wildlife and Fish; and Inventory and Monitoring.

Allocation and Integration

Forest Service R&D priorities are based on the agency's mission, direction from Congress, and Executive Branch priorities. The base R&D program is established using input from the field. The research stations, Forest Products Laboratory, and International Institute of Tropical Forestry prioritize research in response to local and regional needs. Field requests are reviewed, coordinated with critical needs identified at the national level, and then merged into a national research program. Funds are distributed to support the seven strategic program areas. R&D is integrated into Agency and Departmental programs through joint strategic planning, Budget Performance Integration, and various boards and agreements that focus research toward integrated outcomes.

Partnerships

Forest Service R&D partners include Federal and State agencies, universities, industry, nongovernmental organizations, tribal groups, and foreign government research cooperators. One of the most important functions of Forest Service Research is the distribution of information to forest managers and users implementing land management projects. The agency provides valuable technology transfer to our research partners, land management practitioners, State agencies, urban planners, private forest owners, private organizations, horticultural organizations, agricultural interests, as well as forest practitioners internal to the Forest Service. Seeking and forging strategic partnerships is a critical activity of Forest Service R&D.

Appropriation State and Private Forestry

The FY 2011 President’s Budget proposes \$321,593,000 for programs under the State and Private Forestry appropriation, a program increase of \$12,250,000 from FY 2010.

(dollars in thousands)						
	FY 2009 Enacted	FY 2010 Enacted	Pay & Other Cost Changes	Program Changes	FY 2011 President's Budget	Percent of Program Change
State & Private Forestry						
Annual Appropriations	\$265,861	\$308,061	\$1,282	\$12,250	\$321,593	4%
Supplemental & Emergency Funding	\$0	\$0	\$0	\$0	\$0	
State & Private Forestry Total	\$265,861	\$308,061	\$1,282	\$12,250	\$321,593	4%
Annual Appropriation FTEs	598	571			571	
Supplemental & Emergency Funding FTEs	3	0			0	
Total Full-Time Equivalents	601	571			571	
State & Private Forestry						
Forest Health Management - Federal Lands	\$54,110	\$57,282	\$683	-\$1,800	\$56,165	-3%
Forest Health Management - Cooperative Lands	\$46,292	\$48,573	\$90	-\$2,750	\$45,913	-6%
State Fire Assistance	\$35,000	\$39,147	\$110	-\$4,000	\$35,257	-10%
Volunteer Fire Assistance	\$6,000	\$7,000	\$0	\$0	\$7,000	0%
Forest Stewardship Program	\$27,000	\$29,369	\$147	\$0	\$29,516	0%
Forest Legacy Program	\$49,445	\$75,960	\$50	\$24,100	\$100,110	32%
Community Forest & Open Space Conservation	\$0	\$500	\$0	\$500	\$1,000	100%
Urban & Community Forestry	\$29,541	\$30,377	\$101	\$1,950	\$32,428	6%
Economic Action Programs	\$4,973	\$5,000	\$0	-\$5,000	\$0	-100%
Forest Resources Information & Analysis	\$5,000	\$5,035	\$33	\$0	\$5,068	0%
International Forestry	\$8,500	\$9,818	\$68	-\$750	\$9,136	-8%

State and Private Forestry Programs

State and Private Forestry (S&PF) provides technical and financial assistance to landowners and resource managers to help sustain the Nation’s urban and rural forests, and to protect communities and the environment from wildland fires, insects, disease, and invasive plants. Through a coordinated effort in management, protection, conservation education, and resource use, S&PF programs help facilitate sound stewardship of lands across all ownerships on a landscape scale, while maintaining the flexibility for individual forest landowners to pursue their objectives. S&PF programs play a key role, along with the National Forest System, Forest and Rangeland Research, and the Department of the Interior, in implementing the National Fire Plan to manage the impacts of wildland fires on communities and the environment. Funds in the S&PF appropriation also provide funding for the International Forestry program.

Redesigning State and Private Forestry

During FY 2011, the State and Private Forestry Redesign effort will be in its fourth year implementing a progressive strategy to focus and prioritize funds and resources to better shape and influence forest land use on a scale, and in a way, that optimizes public benefits from trees and forests for current and future generations. Statewide Assessments of Forest Resource Conditions are an integral part of the S&PF Redesign and are required in the Forestry Title of the 2008 Farm Bill. To receive Cooperative Forestry Assistance Act funds, the Farm Bill requires States to complete their assessments by June 2010.

**S&PF Program Leverages
\$22 Million in FY 2009**

In FY 2009, S&PF competitively allocated \$19.21 million to State Foresters, supporting 142 projects in 47 states (as well as 3 Pacific Islands and Puerto Rico). These allocations enabled the Forest Service to leverage almost \$22 million in partner dollars and in-kind contributions.

In FY 2011 the Redesign will continue to advance the Forest Service’s mission to sustain the Nation’s forests, with at least 15 percent of net available funds (not including earmarks and national commitments) in the Forest Health Management - Cooperative Lands, State Fire Assistance, Forest Stewardship, and Urban and Community Forestry programs planned to be allocated through the Redesign’s competitive process. These competitive allocations focus investments on three themes: conserve working forest landscapes, protect forests from harm, and enhance public benefits associated with trees and forests. National and State assessment tools developed as part of the Redesign are at or near completion and will help identify conditions and issues requiring S&PF resources, further refining competitive allocations.

As required by Congressional Direction, the following table displays the allocation of funding to SPF Redesign in FY 2009:

FY 2009 Funding for SPF Redesign Projects

Program	Funding
Forest Health Management, Cooperative Lands, SPF	\$ 4,713,000
Forest Health Management, Cooperative Lands, NFP	\$ 790,000
State Fire Assistance, SPF	\$ 3,621,000
State Fire Assistance, NFP	\$ 2,411,000
Forest Stewardship	\$ 6,290,000
Urban and Community Forestry	\$ 3,813,000
Total	\$ 21,638,000

Forest Health Management

(dollars in thousands)						
	FY 2009 Enacted	FY 2010 Enacted	Pay & Other Cost Changes	Program Changes	FY 2011 President's Budget	Percent of Program Change
Forest Health Management						
Annual Appropriations	\$100,402	\$105,855	\$773	-\$4,550	\$102,078	-4%
Forest Health Management Total	\$100,402	\$105,855	\$773	-\$4,550	\$102,078	-4%
Annual Appropriation FTEs	373	344			344	
Total Full-Time Equivalents (FTEs)	373	344			344	
Forest Health Management						
Forest Health Management - Federal Lands	\$54,110	\$57,282	\$683	-\$1,800	\$56,165	-3%
Forest Health Management - Cooperative Lands	\$46,292	\$48,573	\$90	-\$2,750	\$45,913	-6%

The Forest Health Management (FHM) program utilizes science, land management, and technology transfer expertise to restore and sustain forest landscapes – across urban, private, State, Tribal, and Federal forests. Preventing, detecting, and suppressing insect, disease, and invasive plant outbreaks makes forest landscapes, and the communities that depend on them, more resilient to climate change. Allocations are based upon level of risk as defined in the National Insect and Disease Risk Map (NIDRM), current pest locations and abundances, and other factors that include cost-effectiveness, probability of successfully implementing a treatment, and ability to conduct necessary environmental compliance. Forest health treatments are aligned with other staff activities, such as hazardous fuels and forest management. In addition, projects are undertaken using an all-lands approach, working across land ownerships whenever possible.

NIDRM identifies acres at risk from more than 50 different pest agents and highlights acres where mortality exceeds 25 percent (predicted mortality over the next 15 years) from these agents. The current risk map identifies, in descending order of impact, the following pests: mountain pine beetle (highest), oak decline, southern pine beetle, root diseases, and gypsy moth. In FY 2010, the Forest Service committed additional funds to address public safety concerns and forest health needs arising from the millions of acres of dead and dying trees from bark beetle infestations in the West. In FY 2011 the Forest Service will continue to fund management actions to reduce forest susceptibility to beetle outbreaks and protect high value trees. In coordination with partners and stakeholders, the Forest Service will direct funds to the areas that have been experiencing tree mortality as a result of bark beetle infestations to focus our response more aggressively.

The allocations proposed in the FY 2011 Budget focus on treatments for mountain pine beetle and southern pine beetle which directly reduce present and future beetle levels by either suppression or prevention techniques. Gypsy moth (fifth on the risk list) is funded for eradication, suppression, and prevention (the slow-the-spread (STS) program), to prevent new infestations. STS is a highly effective, scientifically-based program that reduces the rate of spread into non-infested areas by 50 percent.

To assist in future evaluation of the effects of climate change, field units will continue to document the occurrence of damage caused by forest insects, tree diseases, and invasive plants outside their expected geographic range; changes in the population dynamics of host preferences of pests; and other changes in pest activity caused by climatic conditions.

Program Budget Line Items

The FHM program has four budget line items, two in the State and Private Forestry appropriation, for Federal Lands and Cooperative Lands, and two in the Wildland Fire Management appropriation, for Federal Lands and Cooperative Lands, related to the National Fire Plan. The portions related to the National Fire Plan are detailed in the Wildland Fire Management chapter.

Forest Health Management-Federal Lands: FHM activities on Federal lands are carried out in cooperation with the National Forest System, other Federal agencies and Tribal governments. These activities optimize efficiency in executing a coordinated Federal program to detect, monitor, evaluate, prevent, and suppress insects and disease, and restore Federal forestlands.

Forest Health Management-Cooperative Lands: FHM activities on cooperative lands are carried out in cooperation with States and territories. These activities optimize efficiency in executing a coordinated program to restore forestlands damaged by insects, disease, and invasive plants on lands owned by States, local governments, private organizations, and individual land owners.

The following funding chart is based on current information about insect and disease outbreaks. The actual distribution is likely to change once additional survey information is collected. Other factors that could change the allocation include completion of necessary NEPA documentation or local contractor availability.

Selected Insects, Diseases, and Invasive Plants			
Program Discretionary Appropriations	Funding by Fiscal Year (thousands)		
R&D (Research Appropriation)	FY 2009	FY 2010	FY 2011
S&PF (S&PF and WFM Appropriations)	Enacted	Enacted	Pres. Budg.
Asian Longhorned Beetle (Total)	\$347	347	297
R&D	\$147	147	147
S&PF	\$200	200	150
Douglas-fir Tussock Moth S&PF	34	1,500	34
Emerald Ash Borer (Total)	\$3,923	4,923	2,928
R&D	\$1,428	1,428	1,428
S&PF	\$2,495	3,495	1,500
Gold Spotted Oak Borer, 1k Canker Disease, Laurel Wilt S&PF	0	600	300
Gypsy Moth (Total)	\$16,719	25,664	20,584
R&D	\$1,624	1,624	1,624
S&PF	\$15,095	12,020	9,480
Slow-the-spread	\$8,095	10,500	8,530
Suppression	\$6,900	1,500	900
Eradication	\$100	20	50
Hemlock Woolly Adelgid (Total)	\$4,423	5,423	4,173
R&D	\$1,923	1,923	1,923
S&PF	\$2,500	3,500	2,250
Invasive Plants (Total)	\$7,306	8,806	7,306
R&D	\$3,306	3,306	3,306
S&PF	\$4,000	5,500	4,000

Selected Insects, Diseases, and Invasive Plants			
Program Discretionary Appropriations	Funding by Fiscal Year (thousands)		
R&D (Research Appropriation)	FY 2009	FY 2010	FY 2011
S&PF (S&PF and WFM Appropriations)	Enacted	Enacted	Pres. Budg.
Oak Wilt (Total)	\$725	725	723
R&D	\$125	125	125
S&PF	\$600	600	600
Port Orford-Cedar Root Disease S&PF	\$189	189	189
Sirex Woodwasp (Total)	\$479	479	379
R&D	\$229	229	229
S&PF	\$250	250	150
Southern Pine Beetle (Total)	\$10,446		
R&D	\$2,046	2,046	2,046
S&PF	\$8,400	8,900	7,500
Subterranean Termites R&D	\$886	886	866
Sudden Oak Death (Total)	\$4,152	4,152	4,152
R&D	\$2,552	2,552	2,552
S&PF	\$1,600	1,600	1,600
Western Bark Beetles (Total)	\$13,191	12,691	10,507
R&D	\$1,507	1,507	1,507
S&PF	\$11,684	11,184	9,000
Whitebark Pine Pests S&PF	\$150	150	150
White Pine Blister Rust (Total)	\$1,125	1,125	1,125
R&D	\$575	575	575
S&PF	\$550	550	550
Sub-Totals			
R&D	\$16,348	16,348	16,348
S&PF	\$47,747	49,238	37,713
TOTAL	\$64,095	65,586	54,061

Budget Line Item Forest Health Management Federal Lands

(dollars in thousands)						
	FY 2009 Enacted	FY 2010 Enacted	Pay & Other Cost Changes	Program Changes	FY 2011 President's Budget	Percent of Program Change
Forest Health Management - Federal Lands						
Annual Appropriations	\$54,110	\$57,282	\$683	-\$1,800	\$56,165	-3%
Forest Health Management - Federal Lands Total	\$54,110	\$57,282	\$683	-\$1,800	\$56,165	-3%
Annual Appropriation FTEs	312	304			304	
Total Full-Time Equivalents (FTEs)	312	304			304	

	FY2006 Actual	FY 2007 Actual	FY 2008 Actual	FY2009 Actual	FY 2010 Target	FY 2011 Target
Forest Health Management - Federal Lands						
Federal acres treated - Invasives	111,600	60,029	154,169	164,495	172,930	168,408
Federal acres treated - Native pests	26,846	49,136	27,156	171,220	177,512	174,925

FY 2011 Program Changes

The FY 2011 President’s Budget proposes \$56,165,000 for Forest Health Management-Federal Lands, a program decrease of \$1,800,000 from FY 2010. Compared to FY 2010, the Forest Service will reduce monitoring and treatments in some efforts such as the slow-the-spread program for gypsy moth and for work on hemlock woolly adelgid. Available funds will be used to conduct forest insect and disease surveys to provide technical assistance; to conduct forest insect and disease prevention, suppression, restoration, and eradication projects; and to monitor forest health on all Federal lands including those of the Departments of Defense and the Interior. Funding is provided to highest priority activities that can demonstrate performance in a transparent manner.

The request includes funding to meet the highest priority prevention and suppression needs for southern pine beetle, western bark beetles, oak wilt, root diseases, and hemlock woolly adelgid; and slowing the spread, eradication of new outbreaks, and suppression of gypsy moth on forests and grasslands managed by the Forest Service, other Federal agencies, and tribal governments. The request continues funding for the Eastern Forest Environmental Threat Assessment Center to provide information on how multiple threats interact with pests, focusing on the effects of climate change. Funding for the Western Wildland Environmental Threat Assessment Center is included in the request for the National Fire Plan Forest Health Management-Federal Lands program within the Wildland Fire Management appropriation.

In FY 2010, the Forest Service committed additional funds to address public safety concerns and forest health needs arising from the millions of acres of dead and dying trees from bark beetle infestations in the West. In FY 2011, the Forest Service will continue to fund management actions to reduce forest susceptibility to beetle outbreaks and protect high value trees. In coordination with partners and stakeholders, the Forest Service will direct funds to the areas that have been experiencing tree mortality as a result of bark beetle infestations to more aggressively focus our response.

Past Performance

In FY 2009, the Forest Service and other Federal agencies treated native pest species on 171,220 acres and non-native invasive species on 164,495 acres. Treatment areas for native pests, such as the southern

pine beetle and western bark beetle, focused on high priority large-scale watersheds. For invasive pests, priority treatments focused on slowing the advance of the gypsy moth infestation from North Carolina to Wisconsin. The program also continued to protect critical forest ecosystems from non-native insects and diseases, such as Port Orford-cedar root disease, white pine blister rust, and hemlock woolly adelgid. Moreover, the program addressed the threats of relatively new non-native invasive pests such as the emerald ash borer, *Sirex* wood wasp, and sudden oak death.

Targets are based on the previous year's unit costs, current year funding, and the relative risk to forests. The program allocates funds based on pests posing the greatest risks, e.g. mountain pine beetle, southern pine beetle, and gypsy moth. In FY 2009, the significant increase in acres accomplished over the planned target for native species is attributed to changes in pest conditions, treatments methods, and lower unit costs. The accomplishment also includes integrated acres, or those acres protected during projects for which forest health was not the primary resource management objective, such as hazardous fuel treatment projects. Also, final accomplishments include acres protected as a result of projects funded under the American Recovery and Restoration Act.

Program Description

Program Overview

The Forest Health Management – Federal Lands program monitors and assesses both short-term and long-term forest health conditions across the Nation. Funds support three primary purposes: to conduct pest surveys and provide technical assistance; to conduct prevention, suppression, restoration, and eradication projects; and to monitor the health of the Nation's forests. These investments provide for detection, monitoring, evaluation, prevention, and suppression of forest insects and diseases on forestlands managed by the Forest Service, other Federal agencies, and Tribal governments. For invasive plants, the Forest Health Management program primarily provides technical assistance to Federal land managers.

Southern Pine Beetle (SPB)

The SPB Prevention and Restoration Program is a proactive strategy to minimize the impact of the South's most devastating native pest. The Forest Health Protection program has cooperated with states and National Forests to reduce the risk of SPB on more than 800,000 acres since 2003. Over 8,000 forest landowners have received cost-shared assistance. The FHM program uses 30-meter resolution SPB hazard maps to prioritize projects, optimizing Forest Service financial assistance to achieve the greatest landscape-level impact.

Identifying priority treatment areas reduces the potential for new outbreaks. Treatments protect priority areas from damaging insects and disease, reduce the risks of mortality from wildland fire, and prevent future outbreaks by increasing the resilience of treated areas.

Allocation and Integration

Annual priorities for mitigating the risk of future and current outbreaks are based, in large part, on the findings from NIDRM, which is informed by current pest conditions and locations. Prevention and suppression programs for major pests such as the gypsy moth, western pine beetle, and southern pine beetle are directly related to the relative risk of these pests, areas currently experiencing pest outbreaks, and the availability of cost-effective treatment technologies. Some forest health pests, such as southern pine beetle, can be more easily treated than others, such as beech bark disease.

Some of the techniques used to determine the most optimal areas for treatment include overlaying national map layers using Geographic Information Systems (GIS) for insect and disease, fire, watershed condition, and wildland-urban interface. The spatial placement and sequencing of treatments on National

Forest System lands are planned and coordinated with other Forest Service vegetation management program areas, such as hazardous fuels reduction and forest management through the “Sustainable Landscape Management” Board of Directors, a group of Directors from State and Private Forestry (Forest Health Protection, and Fire and Aviation Management), Research and Development (Forest Management Sciences), and National Forest System (Forest Management, Range Management, and Watershed, Fish, Wildlife, Air, and Rare Plants). This coordination optimizes on-the-ground treatment and improves the overall health of forestlands across the landscape and ownerships.

Partnerships

This program funds the detection, evaluation, and suppression of forest insect and disease pests on lands managed by all other Federal agencies and Tribal governments. Where proposed treatment locations are adjacent to other Federal lands or non-Federal lands, treatment scheduling is coordinated with non-Forest Service partners to optimize improvements to forest health across landownership boundaries.

The STS Gypsy Moth program works seamlessly across all landownerships in a collaborative, all-lands partnership. This program has significantly reduced the spread of gypsy moth by over 50 percent.

Budget Line Item Forest Health Management Cooperative Lands

	(dollars in thousands)					
	FY 2009 Enacted	FY 2010 Enacted	Pay & Other Cost Changes	Program Changes	FY 2011 President's Budget	Percent of Program Change
Forest Health Management - Cooperative Lands						
Annual Appropriations	\$46,292	\$48,573	\$90	-\$2,750	\$45,913	-6%
Forest Health Management - Cooperative Lands Total	\$46,292	\$48,573	\$90	-\$2,750	\$45,913	-6%
Annual Appropriation FTEs	61	40			40	
Total Full-Time Equivalents (FTEs)	61	40			40	

	FY2006 Actual	FY 2007 Actual	FY 2008 Actual	FY2009 Actual	FY 2010 Target	FY 2011 Target
Forest Health Management - Cooperative Lands						
Cooperative lands acres treated - Invasives	589,298	580,629	859,039	690,807	554,440	455,966
Cooperative lands acres treated - Native pests	134,346	152,440	121,324	105,952	104,805	75,735

FY 2011 Program Changes

The FY 2011 President’s Budget proposes \$45,913,000 for Forest Health Management–Cooperative Lands, a program decrease of \$2,750,000 from FY 2010. Compared to FY 2010, the Forest Service will reduce monitoring and treatments in some efforts such as the slow-the-spread program for gypsy moth and for work on hemlock woolly adelgid. Available funds will be used to provide technical and financial assistance to State forestry agencies and State Departments of Agriculture to conduct forest insect and disease surveys to provide technical assistance; to conduct prevention, suppression, restoration, and eradication projects for forest insects, diseases, and invasive plants; and to monitor forest health on State and private lands. Funding is provided to highest priority activities that can demonstrate performance in a transparent manner.

The program will fund the highest priority prevention and suppression needs associated with southern pine beetle, hemlock woolly adelgid, and oak wilt; and fund slowing the spread, eradication of new outbreaks, and suppression of gypsy moth on non-Federal lands. The request includes funding to continue the use of Early Detection and Rapid Response efforts to find invasive insects and diseases early, thereby reducing future costs to address pest outbreaks.

In FY 2010 the Forest Service committed additional funds to address public safety concerns and forest health needs arising from the millions of acres of dead and dying trees from bark beetle infestations in the West. In FY 2011 the Forest Service will continue to fund management actions to reduce forest susceptibility to beetle outbreaks and protect high value trees. In coordination with partners and stakeholders, the Forest Service will direct funds to the areas that have been experiencing tree mortality as a result of bark beetle infestations to more aggressively focus our response.

Past Performance

In FY 2009, the Forest Service treated native pest species on 105,952 acres and non-native invasive species on 690,807 acres of State and private lands. Treatment areas for native pests such as the southern pine beetle and western bark beetle focused on the highest priority large-scale watersheds. Priority treatments for non-native invasive pests focused on the advancing front of gypsy moth on State and private lands from North Carolina to Wisconsin. The program continued to protect critical forest

ecosystems from non-native insects and diseases, such as Port Orford-cedar root disease, white pine blister rust, hemlock woolly adelgid, and invasive plants. The program also continued to mitigate the threats of relatively new invasive pests such as the emerald ash borer, *Sirex* woodwasp, and sudden oak death.

Targets are based on the previous year's unit costs, current year funding, and the risk to forests. The program allocates based on pests posing the greatest risks, e.g. mountain pine beetle, southern pine beetle, and gypsy moth. In FY 2009, the increase in acres accomplished over the target for native species is attributed to changes in pest conditions, treatment methods, and lower unit costs as well as inclusion of integrated acres protected during projects funded whose main purpose was other resource management objectives such as hazardous fuel treatments. Also, final accomplishments include acres protected as a result of projects funded under the American Recovery and Restoration Act. In addition, the agency's target for invasive species was based on Federal funds being available for cooperative gypsy moth suppression projects well before States needed to commit to suppression contracts. Because the Forest Service was not able to issue grants until the full-year appropriations was enacted in February, several States were not able to commit to gypsy moth suppression contracts at the level they would have if Federal funds had been available earlier in the contract preparation process. Therefore, accomplishments were about nine percent below the target level.

Program Description

Program Overview

The Forest Health Management – Cooperative Lands program provides technical and financial assistance to States and territories to monitor, assess, and mitigate forest health conditions on non-Federal lands across the Nation. Treatments protect priority acres from damaging insects, diseases, and invasive plants; reduce the risks of mortality from wildland fire; protect highly valued sites; and prevent future outbreaks by increasing the resilience of the vegetation in treated areas. Funds support three primary purposes to conduct pest surveys and provide technical assistance; to conduct prevention, suppression, restoration, and eradication projects; and to monitor the health of the Nation's forests.

The Forest Service uses risk maps to select insect and disease project locations for prevention work and aerial and ground survey techniques to identify suppression treatments. Treatment placements incorporate local priorities including high-value timber stands, wildland-urban interface areas, municipal water supply areas, outdoor recreational sites, and administrative sites.

Allocation and Integration

Annual priorities for mitigating the risk of future outbreaks are based, in large part, on the findings from NIDRM, which is informed by current surveys of pest conditions. Some pests, such as southern pine beetle, are more easily mitigated through management compared to others, such as oak decline. The Forest Service is working to align more closely identified risk with allocation, using an all-lands approach.

The program works with the Forest Health Management-Federal Lands program to identify priority lands and manage forest insects and diseases across the landscape. Prevention and suppression costs are shared with States and other non-Federal partners on a 1:1 basis.

Partnerships

This program provides technical and financial assistance to State forestry agencies and Territories to detect, evaluate, and suppress forest insects, diseases, and invasive plant pests on non-Federal lands. When proposed treatment locations are adjacent to National Forest System lands or other Federal lands, treatment scheduling is coordinated to optimize improvements to forest health across landownership boundaries. Partnerships leverage Federal financial assistance with non-Federal resources to implement programs and projects that protect forest resources and improve the health of the Nation's forests.

Program activities are also coordinated closely with the Animal and Plant Health Inspection Service and State Departments of Agriculture to detect and monitor introductions of new invasive species such as the emerald ash borer, Asian long-horned beetle, and sudden oak death.

Emerald Ash Borer (EAB)

The Forest Service partners with other land management agencies to help forest landowners and communities mitigate the impacts of EAB. The Forest Health Protection Program and its partners develop and support the popular informational website <http://www.emeraldashborer.info/>, develop and distribute brochures and identification material, engage Master Gardeners and citizens in building awareness of EAB, and develop a web-based EAB University. Methods development work continues to search for effective bio-control agents of EAB.

The Slow-the-Spread Gypsy Moth program is a strong partnership with State agencies, which is successfully slowing the spread of gypsy moth by over 50 percent.

Budget Line Item **Cooperative Fire Protection**

	(dollars in thousands)					
	FY 2009 Enacted	FY 2010 Enacted	Pay & Other Cost Changes	Program Changes	FY 2011 President's Budget	Percent of Program Change
Cooperative Fire Protection						
Annual Appropriations	\$41,000	\$46,147	\$110	-\$4,000	\$42,257	-9%
Cooperative Fire Protection Total	\$41,000	\$46,147	\$110	-\$4,000	\$42,257	-9%
Annual Appropriation FTEs	49	49			49	
Total Full-Time Equivalents (FTEs)	49	49			49	
Cooperative Fire Protection						
State Fire Assistance	\$35,000	\$39,147	\$110	-\$4,000	\$35,257	-10%
Volunteer Fire Assistance	\$6,000	\$7,000	\$0	\$0	\$7,000	0%

Cooperative Fire Protection provides technical and financial assistance to States and local fire agencies to promote efficient wildland fire protection on Federal, State, and private lands. Program activities are focused on mitigating hazards, reducing wildland fire risk to homes in the wildland-urban interface (WUI), and reducing Federal wildland fire suppression costs. Cooperative Fire Protection consists of two activities: State Fire Assistance and Volunteer Fire Assistance. See the following pages for a detailed description of these programs.

Budget Line Item **Cooperative Fire Protection**
State Fire Assistance

	(dollars in thousands)					
	FY 2009 Enacted	FY 2010 Enacted	Pay & Other Cost Changes	Program Changes	FY 2011 President's Budget	Percent of Program Change
State Fire Assistance						
Annual Appropriations	\$35,000	\$39,147	\$110	-\$4,000	\$35,257	-10%
State Fire Assistance Total	\$35,000	\$39,147	\$110	-\$4,000	\$35,257	-10%
Annual Appropriation FTEs	48	49			49	
Total Full-Time Equivalents (FTEs)	48	49			49	

	FY2006 Actual	FY 2007 Actual	FY 2008 Actual	FY2009 Actual	FY 2010 Target	FY 2011 Target
State Fire Assistance						
Communities assisted (number)	4,290	16,658	11,569	6,896	1,345	1,197

FY 2011 Program Changes

The FY 2011 President’s Budget proposes \$35,257,000 for State Fire Assistance (SFA), a program decrease of \$4,000,000 from FY 2010. These funds are matched and will be used to assist 1,197 communities with training, planning, hazardous fuel treatments and the purchase and maintenance of equipment. Enhancing State and local fire protection organizations’ capacity to be effective first responders in wildland fire initial attack operations is critical to reducing the risk of large, costly, catastrophic wildfires. It should be noted that in the past several fiscal years the State Fire Assistance program has received significant amounts of supplemental funding from Congress outside of the traditional appropriations process. These funds were unanticipated during the budget justification process, and therefore were not considered in planning accomplishment levels. The Forest Service is considering adopting a separate accomplishment tracking process to reflect accomplishments achieved by supplemental funding.

Projects are planned, completed and entered into the performance database by each State and are not under the direct control of the Forest Service. To help ensure focus on the highest priority projects, the agency issues program direction encouraging the States to focus the funds on areas covered by Community Wildfire Protection Plans (CWPPs) or other collaboratively developed hazard mitigation plans. Depending on the State’s priorities and fluctuations in fire danger, the number of projects and communities assisted may vary significantly from year to year. The Forest Service will work with State Foresters to establish guidance to set standards that are to be met as a condition of award for community grant recipients.

Past Performance

In FY 2009, SFA funding provided through State and Private Forestry appropriations assisted 6,896 communities through funding for a variety of different activities. Additional SFA accomplishments are reported under the Wildland Fire Management – Fire Operations – Other budget line item. State and Private Forestry accomplishments include funding the training of over 16,000 firefighters. Over 6,400 prevention and education programs were conducted, benefiting over 3,500 communities. Approximately \$3 million was invested in the purchase, maintenance, and rehabilitation of needed firefighting equipment. SFA funding also provided over \$3 million in funding to support suppression operations and support, such as dispatch centers. Additionally, assistance was provided to over 4,600 communities in the

form of risk assessments, fire prevention programs, fire management planning, and hazardous fuel mitigation projects. Actual accomplishment figures do fluctuate from year to year depending on the types and cost of individual projects the States choose to implement. For example, if some States' priority projects are relatively expensive then they will accomplish fewer projects and therefore assist fewer overall communities. However, if the States spread the funds across a larger number of communities to accomplish priority projects that are less expensive, then the total number of communities assisted will be larger. The Forest Service strongly encourages States to focus their efforts on high priority projects and demonstrate their performance in a transparent manner.

Program Description

Program Overview

The SFA program provides matching financial assistance through partnership agreements to State Foresters for all fire management activities including preparedness activities, planning, training, hazardous fuel treatments, and the purchase and maintenance of equipment. Funding enables State and local fire protection organizations to be effective first responders for initial attack on wildland fires and to respond effectively to all types of disasters. These funds also support the Smokey Bear fire prevention program. The Forest Service is now also tracking the number of "Communities at Risk." State Foresters report to the Forest Service the number of communities in which their efforts have reduced risk. After negotiation with the State Foresters, "Communities Assisted" was determined to be the best accomplishment measure for SFA given the variety of programs needs and uses.

Allocation and Integration

Following the advent of the National Fire Plan, SFA program activities are funded through two different budget line items, one as part of State and Private Forestry and the other as part of Wildland Fire Management, Fire Operations - Other. A base level of funding is distributed to the State Foresters in order for all 50 States to maintain and enhance coordination and communication with Federal agencies, as well as supply needed performance data. Remaining funds are allocated to each State based on acres of non-Federal land, population, and level of fire protection required. Program funding is used for critical preparedness needs including firefighter safety, enhanced initial attack capability, and training. State Foresters make determinations about how to target funding to the highest priority needs identified in their State.

Partnerships

State Fire Assistance delivers its program through partnerships with States, local agencies, local communities, and other organizations such as Fire Safe Councils, in coordinating wildland fire suppression and response to other types of natural disasters.

Budget Line Item **Cooperative Fire Protection**
Volunteer Fire Assistance

(dollars in thousands)

	FY 2009 Enacted	FY 2010 Enacted	Pay & Other Cost Changes	Program Changes	FY 2011 President's Budget	Percent of Program Change
Volunteer Fire Assistance						
Annual Appropriations	\$6,000	\$7,000	\$0	\$0	\$7,000	0%
Volunteer Fire Assistance Total	\$6,000	\$7,000	\$0	\$0	\$7,000	0%
Annual Appropriation FTEs	1	0			0	
Total Full-Time Equivalents (FTEs)	1	0			0	

	FY2006 Actual	FY 2007 Actual	FY 2008 Actual	FY2009 Actual	FY 2010 Target	FY 2011 Target
Volunteer Fire Assistance						
Volunteer fire departments assisted (number)	3,062	10,157	5,591	4,255	2,600	2,600

FY 2011 Program Changes

The FY 2011 President’s Budget proposes \$7,000,000 for the Volunteer Fire Assistance (VFA) program, the same amount as the FY 2010 budget. These funds are matched and are planned to provide financial assistance to 2,600 volunteer fire departments in rural communities with populations of less than 10,000 people. The actual number of volunteer fire departments assisted and the type of work that is accomplished depends on specific projects selection selected by each State.

Past Performance

In FY 2009, the Forest Service provided VFA funding to 4,255 communities. Funding helped with the training of over 9,600 firefighters; the organization or expansion of over 200 fire departments; and the purchase, rehabilitation, and maintenance of over \$4.2 million dollars of equipment.

Actual numbers of volunteer fire departments assisted will fluctuate from year to year depending on the types and cost of individual projects the States choose to implement. For example, if some States’ priority projects are relatively expensive then they will accomplish fewer projects and, therefore, assist fewer overall communities. However, if the States spread the funds across a larger number of communities to accomplish priority projects that are less expensive, then the total number of communities assisted will be larger. The Forest Service strongly encourages the States to focus their efforts on high priority projects and demonstrate their performance in a transparent manner.

Program Description

Program Overview

Through the VFA program, the Forest Service provides technical and financial assistance to local communities - through the States - to protect State and private forestlands threatened by wildfire. VFA is for communities with populations of less than 10,000 individuals. The assistance and funding provides for training, development, organization, and equipment. Local fire agencies are the first line of defense for the initial attack on wildland fires, and therefore play a key role in meeting expanded fire protection needs

within the Wildland-Urban Interface (WUI). Through this program the Forest Service provides support to respond to natural and human-caused disasters in rural America.

Allocation and Integration

Since the advent of the National Fire Plan, VFA program activities are funded through two different budget line items, State and Private Forestry and Wildland Fire Management, Fire Operations - Other.

The program allocates funding based on acres of forestland to be protected and the number of fire departments serving communities with populations under 10,000 in each State. This formula provides a fixed percentage of funds to the regions, the Northeastern Area, and the International Institute of Tropical Forestry.

Partnerships

The VFA program directly supports local fire suppression initial attack efforts by providing technical assistance grants for training and fire department development. The program provides equipment for wildland fire suppression to rural volunteer fire departments serving communities with populations of less than 10,000.

Cooperative Forestry

(dollars in thousands)

	FY 2009 Enacted	FY 2010 Enacted	Pay & Other Cost Changes	Program Changes	FY 2011 President's Budget	Percent of Program Change
Cooperative Forestry						
Annual Appropriations	\$115,959	\$146,241	\$331	\$21,550	\$168,122	15%
Cooperative Forestry Total	\$115,959	\$146,241	\$331	\$21,550	\$168,122	15%
Annual Appropriation FTEs	148	148			148	
Total Full-Time Equivalents (FTEs)	148	148			148	
Cooperative Forestry						
Forest Stewardship Program	\$27,000	\$29,369	\$147	\$0	\$29,516	0%
Forest Legacy Program	\$49,445	\$75,960	\$50	\$24,100	\$100,110	32%
Community Forest & Open Space Conservation	\$0	\$500	\$0	\$500	\$1,000	100%
Urban & Community Forestry	\$29,541	\$30,377	\$101	\$1,950	\$32,428	6%
Economic Action Programs	\$4,973	\$5,000	\$0	-\$5,000	\$0	-100%
Forest Resources Information & Analysis	\$5,000	\$5,035	\$33	\$0	\$5,068	0%

Cooperative Forestry promotes working in partnership with States, tribal governments, communities, and private landowners to improve management and protection of forests and use of forest-based goods and services while building civic capacity to achieve long-term goals for sustainable development.

The Cooperative Forestry programs are Forest Stewardship Program, Forest Legacy Program, Urban and Community Forestry Program, Economic Action Programs, Community Forest and Open Space Conservation Program, and Forest Research Information and Analysis. Descriptions of these programs can be found on the following pages.

Budget Line Item

**Cooperative Forestry
Forest Stewardship Program**

(dollars in thousands)

	FY 2009 Enacted	FY 2010 Enacted	Pay & Other Cost Changes	Program Changes	FY 2011 President's Budget	Percent of Program Change
Forest Stewardship Program						
Annual Appropriations	\$27,000	\$29,369	\$147	\$0	\$29,516	0%
Forest Stewardship Program Total	\$27,000	\$29,369	\$147	\$0	\$29,516	0%
Annual Appropriation FTEs	62	66			66	
Total Full-Time Equivalents (FTEs)	62	66			66	

	FY2006 Actual	FY 2007 Actual	FY 2008 Actual	FY2009 Actual	FY 2010 Target	FY 2011 Target
Forest Stewardship Program						
Percentage of nonindustrial private forest acres in important forest resource areas being managed sustainably, as defined by a current Forest Stewardship Plan	N/A	0.5%	1.8%	2.6%	10.0%	10.0%
Acres of nonindustrial private forest land that are being managed sustainably under forest stewardship management plans. (Annual)	1,760,000	1,715,206	1,888,904	2,076,447	2,000,000	2,250,000
Acres of nonindustrial private forest land that are being managed sustainably under forest stewardship management plans. (Cumulative)	15,133,689	16,848,895	18,737,799	18,582,449	22,000,000	23,500,000

Note: Output measures include acres managed under current forest stewardship management plans only; as plans expire they are not always renewed, resulting in the slight drop seen in the cumulative measure in FY 2009.

FY 2011 Program Changes

The FY 2011 President’s Budget proposes \$29,516,000, for the Forest Stewardship Program, the same as the FY 2010 budget. The Program’s focus and impact will be significantly enhanced by the completion of Statewide Assessments and Resource Strategies, continued implementation of other 2008 Farm Bill initiatives, better coordination with program delivery partners, landowner peer-to- peer networks, and information technology advances. Expanding upon the Forest Stewardship Spatial Analysis Project (SAP), Statewide Assessments and Resource Strategies will enable States to focus and coordinate program delivery to produce cumulative, landscape-scale, measurable impacts, with multi-landowner, multi-partner planning and technical assistance efforts. In addition, Statewide Assessments will help States identify and address opportunities resulting from emerging ecosystem service and biomass energy markets, and focus program assistance to conserve a “green infrastructure” of interconnected, viable forested landscape areas.

All Forest Stewardship plans will consider the possible near and long-term impacts of climate change, including increased fire risk, invasive species migration and species range and habitat shifts. Where appropriate and feasible, management plans will include actions to mitigate adverse impacts and define a more dynamic desired future forest function.

The Forest Service will continue to work with the Natural Resources Conservation Service, the American Forest Foundation, and other partners to coordinate and integrate planning assistance to make the most effective use of available program resources and better address diverse landowner needs. Program reach

will be extended by peer-to-peer landowner networks within landscape focus areas resulting in the long-term management of significant landscapes (as opposed to individual properties) – such as priority watersheds – and the conservation of strategically located and connected open spaces. Through the use of web-based management plan-writing and accomplishment tracking tools, the program’s impact will be tracked spatially, to inform strategic planning and promote place-based partnerships.

Past Performance

In FY 2009, nationwide, more than 18 million acres of non-industrial private forest lands were managed according to current Forest Stewardship plans. Within high priority areas, approximately 2.6 percent, or 7.4 million acres, of non-industrial private forest land was managed according to current Forest Stewardship plans. The Forest Service monitors implementation of Forest Stewardship Plans using a statistically reliable, nationally consistent field monitoring program. The high priority areas were delineated through the program’s GIS-based Spatial Analysis Project. The program is expected to increase significantly within these important forest landscape areas, as State partners continue to reorganize and focus their resources as required by the 2008 Farm Bill and the Forest Service’s Open Space Conservation Strategy.

The actual number of acres managed under Forest Stewardship Plans was lower than planned for three main reasons: First, this is a new measure and when targets were established there was no historic baseline information. Second, State agencies must move resources and adapt programs to target newly established landscape focus areas. In many cases these involve a completely different and much more diverse landowner demographic. Finally, many states need to further refine their landscape assessments so that priority areas are better defined (and cover less ground). As required by the 2008 Farm Bill, the Forest Service is working with states to improve assessment methods and data standards. With time, State partners are expected to further focus technical assistance efforts to impact their highest priority landscape areas.

Program Description

Program Overview

The Forest Stewardship Program is the only Forest Service Program focused on private forest land management. The program delivers assistance through an effective national network of forestry technical assistance providers and programs. Because of this unique role – and since the majority of America’s forests are privately owned – the Forest Stewardship Program is central to fulfilling the Secretary’s vision for America’s forests. The Forest Stewardship Program plays a fundamental role in keeping forests as forests, preparing forest landowners for ecosystem services markets and other incentive programs, and maintaining jobs and diverse forest products markets in rural communities.

The Spatial Analysis Project (SAP)

The SAP is a GIS-based strategic management tool that allows State forestry agencies to identify and spatially display important forest lands (rich in natural resources and vulnerable to threat), tracts currently under Forest Stewardship Plans, and areas of opportunity for future Forest Stewardship Program efforts. The SAP is an integral tool for States in the completion of Statewide assessments and resource strategies, as required by the 2008 Farm Bill.

The program develops and delivers appropriate technical and planning assistance to enable active, informed, long-term forest management. Forest Stewardship management plans provide landowners with practical guidance for achieving their own unique objectives in a way that also maximizes public goods and services provided by forests, such as clean drinking water, clean air, carbon sequestration, wood fiber,

recreation, and scenic landscapes. Landowners who implement Forest Stewardship Management Plans are in a much better position to participate in certification programs and access emerging markets, such as those for ecosystem services and carbon credits.

Allocation and Integration

Program funding is allocated to Forest Service regions and the Northeastern Area based on Statewide comprehensive program potential and cumulative program impact within priority landscape areas. Statewide comprehensive program potential is based on the number of non-industrial private forestland (NIPF) owners and the number of NIPF acres. Technical and planning assistance is targeted to strategically important forest resource areas, on a landscape scale, maximizing Federal investment. These areas are identified using GIS technologies. Program impact is measured primarily by percentage of high potential areas being managed under Forest Stewardship management plans as confirmed through a statistically valid field-monitoring program. States greatly enhance program impact by integrating programs and leveraging partnerships to target high potential areas. This approach follows the Secretary of Agriculture's "All Lands" vision and the Administration's call for more "effective place-based policies."

Partnerships

All Forest Stewardship activities are coordinated with and delivered through State and Territorial forest agency partners; thus, the program leverages substantial non-Federal financial and human resources. States are required to match Federal funds dollar for dollar, but most far exceed this level.

The Forest Service partners with the Natural Resources Conservation Service to support the National Agroforestry Center, which successfully transfers sustainable agroforestry technologies to thousands of land management professionals each year. Also, the Forest Service's Reforestation, Nurseries, and Genetic Resources program provides the latest technical information to people that grow seedlings for conservation and forestry, thereby supporting an extensive network for seedling production.

Budget Line Item

**Cooperative Forestry
Forest Legacy Program**

(dollars in thousands)

	FY 2009 Enacted	FY 2010 Enacted	Pay & Other Cost Changes	Program Changes	FY 2011 President's Budget	Percent of Program Change
Forest Legacy Program						
Annual Appropriations	\$49,445	\$75,960	\$50	\$24,100	\$100,110	32%
Forest Legacy Program Total	\$49,445	\$75,960	\$50	\$24,100	\$100,110	32%
Annual Appropriation FTEs	25	22			22	
Total Full-Time Equivalents (FTEs)	25	22			22	

Note: The FY 2010 enacted level reflects the deduction of \$500,000 from the Forest Legacy total appropriation of \$76,460,000, which was directed by Congress for initiation of the Community Forest Program, presented as a separate budget line item in the FY 2011 budget (Community Forest and Open Space Conservation).

	FY2006 Actual	FY 2007 Actual	FY 2008 Actual	FY2009 Actual	FY 2010 Target	FY 2011 Target
Forest Legacy Program						
Acres of environmentally important forests protected from conversion (Cumulative)	N/A	1,448,091	1,643,078	1,897,809	2,085,809	2,300,809
Acres of environmentally important forests protected from conversion (Annual)	361,467	88,091	194,987	176,471	188,000	215,000
Parcelization of forests avoided (number of parcels prevented)	19,342	2,880	13,392	7,161	5,699	10,506

Note: Annual numbers represent reported accomplishments at the end of the fiscal year. Cumulative numbers represent accomplishments through the end of the fiscal year plus adjustments made for late-arriving data from the States, which may result in a mathematical difference between the two representations.

FY 2011 Program Changes

The FY 2011 President’s Budget proposes \$100,110,000 for the Forest Legacy Program (FLP) including a program increase of \$24,100,000 from FY 2010 for the protection of important forests that are under significant development pressure and that protect air and water quality, provide access, and protect important habitat for threatened or endangered wildlife or fish species. By permanently protecting important working forest lands, the Forest Legacy Program helps to create and maintain rural jobs and ensure a robust forest infrastructure.

Chippewa Flowage Forest - Wisconsin
 \$2.5 million of FLP funds will permanently protect the third largest inland body of water within Wisconsin, which supports a world-class fishery. The property also abuts Tribal lands and provides important linkages with another one million acres of already protected lands.

Forty-one States submitted 64 proposed projects to the Forest Service for FY 2011 funding consideration by the national selection panel. The proposed projects total more than \$204,000,000 and have combined support from 524 distinct individuals and organizations. Funding is provided to highest priority activities that can demonstrate performance in a transparent manner.

Past Performance

In FY 2009, the FLP completed 69 projects and leveraged \$55,000,000 of Federal funds with \$545,000,000 million of partner funds to protect a total of 176,471 acres. Completed acres were higher than anticipated due to the following factors: (1) the FLP completed a significant number of projects, and

some were larger than average and (2) real estate negotiations are very unpredictable. In addition to the unpredictable nature of real estate transactions, FLP projects typically take about 2 years to close, so there is a time lag between annual funding and the accomplishments.

Program Description

Program Overview

Through FLP, the Forest Service works with States, private landowners, and other conservation partners to protect environmentally critical forests threatened by land conversion through conservation easements and fee-simple purchases. Both FLP and the Land Acquisition Appropriation are funded by the Land and Water Conservation Fund. Fifty-seven percent (429 million acres) of our Nation's forests are privately owned. Family forest owners and timber companies are facing increasing pressure to sell, subdivide, and develop their land. The program provides financial incentives to private landowners to conserve their forests, thereby protecting outdoor recreation opportunities, fish and wildlife habitat, water quality, and resource-based economies. The program operates on a "willing buyer-willing seller" basis and is a non-regulatory, incentive-based land conservation program.

Protection of private forests through FLP is essential to maintain the multitude of public benefits, ecosystem services, and products that forests provide. Conservation across a landscape rather than focusing solely within ownership boundaries is essential to address large-scale conservation issues such as resilience to climate change, conservation of water resources, reduction of wildfire risk, and protection of at-risk species.

Allocation and Integration

FLP projects are nominated through a two-stage competitive process (State-level identification and approval, and a national review and ranking), resulting in high-quality projects supported both locally and nationally. Each project is ranked using three standardized criteria: importance – public benefits gained from the protection and management of the property; threat – likelihood of conversion to non-forest uses resulting in a loss of forest values and public benefits; and strategic – project fits with a larger conservation plan, strategy, and initiative, and enhances previous conservation investments. Project management funds are allocated to the regions based on management needs for the projects.

Ocmulgee - Georgia

\$4 million of FLP funds will leverage a total of \$65 million of other public and private funds to permanently protect 21,000 acres of important working forests. This property will provide recreational opportunities including hunting, and protect habitat, including the longleaf pine ecosystem, identified as a priority within the State's Wildlife Action Plan.

Partnerships

To date, more than 1.9 million acres of environmentally important private lands have been protected through FLP. States and landowners are the primary partners, but land trusts and other conservation organizations play a critical role in identifying and completing projects. While the program requires a 25 percent non-Federal match, the program averages a 50 percent non-Federal match.

Forest Legacy Program FY2011 Project List

Final Rank	State	Project Name	Panel Request
		Administrative Funds	6,400,000
	WY	New State Start-up	500,000
1	ME	West Grand Lake Community Forest	6,675,000
2	MT	Clearwater	5,900,000
3	MI	Crisp Point	5,175,000
4	KY	Big Rivers Corridor	3,250,000
5	ID	North Idaho Timberland Communities	3,850,000
6	TN	North Cumberland Conservation Area	3,000,000
7	CO	Ben Delatour Scout Ranch	4,000,000
8	NH	Androscoggin Headwaters	4,100,000
9	MA	Brushy Mountain	5,000,000
10	WI	Chippewa Flowage Forest	2,500,000
11	FL	Thomas Creek	3,500,000
12	VT	Northern Green Mountains Linkage	2,300,000
13	NY	Follensby Pond	3,500,000
14	CA	Chalk Mountain Area	2,000,000
15	NM	Vallecitos High Country	1,925,000
16	GA	Ocmulgee WMA expansion	4,000,000
17	AR	Maumelle Water Excellence	2,500,000
18	FSM	Yela Forest Watershed	530,000
19	NV	Castles-Bowers Mansion	500,000
20	PA	Little Bushkill Headwaters Forest Reserve	2,500,000
21	NH	Cardigan Highlands	1,350,000
22	IA	Upper Iowa River Watershed	1,500,000
23	DE	Chesapeake Headwaters	2,250,000
24	IN	Discover Woods	850,000
25	UT	Green Canyon	2,000,000
26	CT	Scantic River Headwaters Project	2,230,000
27	WA	Mt St Helens Forest	2,000,000
28	NC	Campbell Creek Watershed	2,000,000
29	SD	Blood Run	1,300,000
30	TX	Longleaf Ridge Conservation Area	1,600,000
31	SC	Savannah River Phase II	1,100,000
32	ME	Katahdin Forest Expansion 3 - Gulf Hagas	1,500,000
33	CA	Usal Redwood Forest	1,000,000
34	MI	Thumb Lake Forest	1,100,000
35	AK	Chugach State Park	1,000,000
36	MT	Birch Creek Demonstration Forest	1,650,000
37	OR	South Eugene Hills Phase II	1,075,000

Final Rank	State	Project Name	Panel Request
38	AL	Tallapoosa River Fall Line Hills	1,000,000
		Total Funding	\$100,110,000

Budget Line Item

**Cooperative Forestry
Community Forest and Open Space Conservation Program**

(dollars in thousands)

	FY 2009 Enacted	FY 2010 Enacted	Pay & Other Cost Changes	Program Changes	FY 2011 President's Budget	Percent of Program Change
Community Forest & Open Space Conservation						
Annual Appropriations	\$0	\$500	\$0	\$500	\$1,000	100%
Community Forest & Open Space Conservation Total	\$0	\$500	\$0	\$500	\$1,000	100%
Annual Appropriation FTEs	0	0			0	
Total Full-Time Equivalents (FTEs)	0	0			0	

Note: The FY 2010 enacted level reflects the \$500,000 for initiation of the Community Forest Program which was included in the FY 2010 Forest Legacy appropriation of \$76,460,000.

FY 2011 Program Changes

The FY 2011 President’s Budget proposes \$1,000,000 for initiation of the newly authorized Community Forest and Open Space Conservation Program (CFP), authorized by Section 8003 of the Food, Conservation, and Energy Act of 2008 (Public Law 110-234; 122 Stat. 1281). The purpose of CFP is to achieve community benefits through grants to local governments, Tribal Governments, and nonprofit organizations to establish community forests by acquiring and protecting private forestlands. By creating community forests through land acquisition, communities and tribes can provide public access and recreational opportunities, protect vital water supplies and wildlife habitat, provide demonstration sites for private forest landowners, and derive financial and community benefits from sustainable management.

In FY 2010, the Forest Service will issue proposed regulations outlining how this program will be administered and will solicit comments on these proposed regulations in FY 2010. In FY 2011, the Forest Service will finalize the program regulations, developed to ensure consistent and transparent program implementation. The Forest Service will use the FY 2011 funds both to issue the new program’s first Request For Proposals and to fund the first CFP pilot projects. Forest Service anticipates using a nationally competitive process to prioritize and fund the best CFP projects. The published regulations will outline application requirements, as well as the standard selection criteria to be used by the Forest Service.

Past Performance

The Community Forest Program was authorized in 2008, and the first funds were appropriated in FY 2010.

Program Description

Program Overview

The CFP authorizing language specifies that the Secretary of Agriculture, acting through the Chief of the Forest Service, may award grants to local governments, Tribal Governments, and nonprofit organizations to protect permanently, through fee-simple acquisition, private forests that are threatened by conversion to non-forest uses and to ensure these forests provide specified public benefits to communities.

Community benefits under CFP include, but are not limited to: (1) recreational benefits, including hunting and fishing; (2) economic benefits through sustainable forest management; (3) environmental benefits,

including clean water and wildlife habitat; (4) benefits from forest-based educational programs, including vocational education programs in forestry; (5) benefits from serving as replicable models of effective forest stewardship for private landowners; and, (6) public access benefits. The Federal contribution to the project cannot be more than 50 percent of the total project cost.

The CFP complements the Forest Legacy Program (FLP) and the Urban and Community Forestry Program (UCF), but is not duplicative of either program. To protect at-risk lands, FLP typically utilizes conservation easements, and CFP will utilize fee-simple purchases. Generally, the size of the projects and use of the lands will differ between the two programs. CFP and FLP each engage unique partners and utilize different tools for land protection. While it is possible some projects may align with the intent of both programs, most projects will qualify for only one. Unlike UCF, CFP is a land protection/preservation program, which provides another tool to those entities that have demonstrated a sustained commitment to community forestry.

Allocation and Integration

The Forest Service proposes conducting a competitive review and ranking process. The review and rankings will be based on criteria outlined in the proposed regulations. The Forest Service anticipates issuing an annual request for proposals, which will provide additional specificity on the review process, review criteria, and timelines.

Partnerships

The Forest Service has received a letter from 118 organizations, including States, local governments, and land trusts, in support of the program, and requesting that the agency move quickly towards implementation. The Forest Service anticipates that CFP will receive support from State and local governments, Tribal Governments, land trusts, and other conservation organizations and communities.

Budget Line Item

**Cooperative Forestry
Urban and Community Forestry**

(dollars in thousands)

	FY 2009 Enacted	FY 2010 Enacted	Pay & Other Cost Changes	Program Changes	FY 2011 President's Budget	Percent of Program Change
Urban & Community Forestry						
Annual Appropriations	\$29,541	\$30,377	\$101	\$1,950	\$32,428	6%
Urban & Community Forestry Total	\$29,541	\$30,377	\$101	\$1,950	\$32,428	6%
Annual Appropriation FTEs	45	45			45	
Total Full-Time Equivalents (FTEs)	45	45			45	

	FY2006 Actual	FY 2007 Actual	FY 2008 Actual	FY2009 Actual	FY 2010 Target	FY 2011 Target
Urban & Community Forestry						
Percentage of people living in communities managing programs to plant, protect, and maintain their urban and community trees and forests.	37.0%	38.0%	39.6%	42.0%	37.0%	37.0%
Percentage of people living in communities developing programs and/or activities to plant, protect, and maintain their urban and community trees and forests.	36%	34%	38%	34%	38%	38%

FY 2011 Program Changes

The FY 2011 President’s Budget proposes \$32,428,000 for the Urban and Community Forestry (U&CF) program, a program increase of \$1,950,000 from FY 2010. The budget increase will be used to implement a national, competitive, cost-share grant program for strategic tree planting in urban areas. This program will seek to reduce net greenhouse gas emissions through carbon sequestration and energy conservation. The program will track sequestered carbon that is directly removed from the atmosphere and stored by those planted trees. Planting 5 million trees in cities, for example, removes 3.5 million metric tons of carbon dioxide from the air. Energy conservation will be based on energy savings (reduced energy consumption) from summer cooling and winter heating, as measured by the associated reduction of CO₂ emissions from power plants. Shade trees planted in strategic locations can reduce residential cooling costs by as much as 30%. This will be the first USDA program that ranks project proposals based on the amount of carbon they will sequester per Federal dollar spent.

Communities that have not yet established any kind of urban forestry program are not as likely to compete for strategic tree planting competitive grants. This program will likely help advance existing urban forestry programs and the effectiveness of these programs, already included in the output targets listed above. U&CF will continue to work with State forestry agencies, and other partners to assist communities in developing and advancing their urban forestry programs, thus optimizing the social, economic, and environmental services that trees and forests provide. Special emphasis will be placed on landscape-scale demonstration projects that have regional and national significance for urban and community forest management across landscapes.

Past Performance

In FY 2009, U&CF provided assistance to 6,853 communities, reaching a total of 173 million people. The population served by the program in FY 2009 represented over 75 percent of the people living in communities with the potential to develop programs to plant, protect, and manage their urban and community trees and forests. U&CF continued to work with State forestry agencies and other partners to assist communities in developing and advancing their urban forestry programs. Funding is provided to the highest priority activities that can demonstrate performance in a transparent manner.

Urban Forests Enhance Community Health and Well-being

The U&CF program has provided Challenge Cost-Share Grant funding for projects to demonstrate the value of urban forests to contribute to human health and well-being. In 2009 a grant was awarded to the City of New York to examine the linkages between urban forests, community air quality, and respiratory health, including childhood asthma.

Program Description

Program Overview

Urban areas have lost more than 600 million trees to development over the last 30 years. The U&CF program assists cities, suburbs, and towns across the country in improving the condition and coverage of community trees and forests. Forest Service researchers have shown that investments in urban tree planting projects will return substantial net benefits over time. The net benefits to communities planting 10,000 trees will be approximately \$20 million to \$30 million over a 40-year period, generating \$2-\$5 dollars in benefits for every dollar spent. Active management of these assets secures the greatest economic, social, and environmental benefits for 80 percent of the Nation's population. U&CF delivers technical, financial, educational, and research assistance to communities in all 50 States, the District of Columbia, and 8 U.S. territories. Assistance is delivered to communities primarily through State forestry agencies. Program priorities emphasize increasing community tree canopy, improving urban forest management and reducing impacts of land use change to deliver critical ecosystem services such as air and water quality, storm water management, energy conservation, greenhouse gas reduction, wildlife habitat, and improved human health and well being. The U&CF program will utilize the Forest Service's tree benefits assessment research, which has now come of age, to evaluate project proposals and performance.

State and territorial partners also focus educational and technical assistance and outreach efforts on helping localities improve the resilience of their urban and community forests in response to climate change stresses. Program partners assist communities in strategic tree planting and active management of the urban forest to increase carbon sequestration, reduce energy consumption and reduce greenhouse gas emissions from power plants, reduce the forest's susceptibility to insects and disease, improve the forest's ability to contribute to clean water quality and quantity needs, and generate bio-fuels from urban wood waste products to off-set fossil fuel usage.

Allocation and Integration

U&CF allocates funds based on performance that is monitored using a web-based accomplishment reporting system. Allocations target communities that have established one or more of the following: professional urban forestry staff, tree ordinances, urban forest management plans, or tree boards or advisory organizations.

For the new U&CF grant program, all municipal governments will be eligible to apply, but proposals will require a minimum 50 percent cost-share from grantees. Working with State Foresters, the Deputy Chief of State and Private Forestry will select projects based on the quantity of carbon both avoided and sequestered as a result of the Federal investment. Tree plantings will require a planting plan. Grant funds can be used for the purchase of trees and planting supplies, the cost of installation, and the cost of their maintenance for three years after installation. At project completion, a final assessment of carbon sequestered and offset will be provided, informed by the actual trees planted with this funding.

U&CF and Forest Health Protection staffs also support pilot programs to monitor urban forest health, including the early detection and response to invasive insect pests such as emerald ash borer and Asian long-horned beetle. U&CF works with Research and Development to develop, disseminate, and support, an urban and community forest benefits assessment and management software, called i-Tree. It is currently distributed to 5,700 entities in the U. S. across all 50 states, and 49 different countries on 6 continents.

Partnerships

U&CF delivers its program through a continually expanding partnership network of State forestry agencies, other Federal agencies, local governments, community organizations, and volunteers. State programs leverage FS investment with other funding sources, by more than 350 percent, to deliver financial assistance to communities for urban and community forestry. To achieve program priorities, U&CF is also working with the USDA National Agroforestry Center, The Conservation Fund, Sustainable Urban Forest Coalition, National Association of Regional Councils, National Science Foundation, and other national partnership organizations.

Budget Line Item

**Cooperative Forestry
Economic Action Programs**

(dollars in thousands)

	FY 2009 Enacted	FY 2010 Enacted	Pay & Other Cost Changes	Program Changes	FY 2011 President's Budget	Percent of Program Change
Economic Action Programs						
Annual Appropriations	\$4,973	\$5,000	\$0	-\$5,000	\$0	-100%
Economic Action Programs Total	\$4,973	\$5,000	\$0	-\$5,000	\$0	-100%
Annual Appropriation FTEs	1	0			0	
Total Full-Time Equivalents (FTEs)	1	0			0	

FY 2011 Program Changes

The FY 2011 President’s Budget does not propose funding for Economic Action Programs, because the program is highly duplicative of other rural community assistance programs within USDA.

Program Description

Program Overview

Economic Action Programs build capacity within communities to take strategic action and effectively engage in and contribute to the sustainable management of natural resources from the local to national level. Funds appropriated through this program enhance the ability of private enterprises to treat forestland, utilize restoration by-products, and meet energy resource needs; stimulate local community action to care for forests and grasslands; and support collaborative actions across ownership or agency boundaries.

Budget Line Item

**Cooperative Forestry
Forest Resources Information and Analysis**

(dollars in thousands)

	FY 2009 Enacted	FY 2010 Enacted	Pay & Other Cost Changes	Program Changes	FY 2011 President's Budget	Percent of Program Change
Forest Resources Information & Analysis						
Annual Appropriations	\$5,000	\$5,035	\$33	\$0	\$5,068	0%
Forest Resources Information & Analysis Total	\$5,000	\$5,035	\$33	\$0	\$5,068	0%
Annual Appropriation FTEs	15	15			15	
Total Full-Time Equivalents (FTEs)	15	15			15	

FY 2011 Program Changes

The FY 2011 President’s Budget proposes \$5,068,000 for Forest Resources Information and Analysis, to provide funding to support the census of and reporting on the Nation’s forested resources. The FIA program will continue to provide information that can be used by managers and policymakers to address climate change impacts to forest and rangelands. This includes information relevant to air quality concerns, carbon management through carbon sequestration, water supply, fire risks and impacts, and insect infestations.

Past Performance

In FY 2009, the Forest Inventory and Analysis (FIA) program was implemented in 47 states. Research and Development continued enhancement of Forest Inventory Data Online (FIDO). This improved version built upon and significantly extended the capabilities of the earlier version. FIDO now allows users to create custom reports on the forest resources of the United States and continues to use an estimation engine to produce population estimates and variances per published methods. This web-based interactive tool provides easy and quick access to the latest FIA data for a wide range of users. National Forests, State forestry agencies, non-governmental organizations, universities, forest industries and other Federal agencies are a few of the users of this tool. The prototype may be viewed on FIA Web at <http://fia.fs.fed.us>.

Program Description

Program Overview

The Forest Resources Information and Analysis (FRIA) budget provides funding to support implementation of Research and Development’s FIA program. FIA is the Nation’s forest census, reporting on the status and trends of the Nation’s forested resources. State and Private Forestry uses FRIA funds to provide cost-share assistance to participating States that contribute to the FIA program. FIA monitors the extent, condition, uses, impacts of management, and health of forest ecosystems across all ownerships of the United States. The goal is to accelerate the inventory cycle in all participating States.

Allocation and Integration

The program supports forest inventory activities with costs shared by States. Allocations to States are based upon the cost-effectiveness of past performance of State FIA implementation. State contributions represent approximately 12 percent of the entire program funds. In order to make efficient use of available resources, FIA contracts some services when partners can provide them at a lower cost.

Partnerships

FIA is managed as a partnership, led by Forest Service Research & Development in cooperation with the National Forest System, State & Private Forestry, and the National Association of State Foresters. FIA customers include National Forests and Grasslands, State forestry agencies, Federal and State policy makers; corporations and consultants; researchers; environmental organizations; land managers; media; and anyone interested in reliable, current forest data. Partners make matching cash contributions or provide in-kind staff support for program implementation as well as in-kind services that facilitate or add value to program outputs.

Budget Line Item International Forestry

	(dollars in thousands)					
	FY 2009 Enacted	FY 2010 Enacted	Pay & Other Cost Changes	Program Changes	FY 2011 President's Budget	Percent of Program Change
International Forestry						
Annual Appropriations	\$8,500	\$9,818	\$68	-\$750	\$9,136	-8%
International Forestry Total	\$8,500	\$9,818	\$68	-\$750	\$9,136	-8%
Annual Appropriation FTEs	28	30			30	
Total Full-Time Equivalents (FTEs)	28	30			30	

FY 2011 Program Changes

The FY 2011 President’s Budget proposes \$9,136,000 for the International Forestry (IF) program which includes a pay cost increase of \$68,000 and a program decrease of \$750,000. The requested level will maintain priority investments in natural resource conservation issues, including climate change, invasive species, biodiversity conservation, migratory species, and advancing US policy interests.

Past Performance

Several specific examples illustrate the relevance of the international work done by the International Forestry program. During the 2009-2010 school year, an innovative program will involve more than a quarter of a million students – from Canada, the United States and Mexico – in live, interactive field trips that follow the migration of the Monarch Butterfly. The program, called MonarchLIVE, allows students to talk to scientists working at the biosphere reserve where the butterflies overwinter. The charismatic Monarch butterfly links together students, researchers, and land managers from all three countries, fostering appreciation of international conservation and underscoring the ecological interconnectedness of the hemisphere.

Another excellent example can be found in a partnership that International Forestry formed with the Memphis Zoo several years ago to address joint forest health restoration in China. Ongoing joint research in China focuses on restoring panda habitat, involving local communities in management and preservation aspects. In 2008 the Zoo opened a new interpretive exhibit—seen by thousands of visitors—featuring Forest Service contributions to forest health worldwide. Other important international work involving China includes International Forestry’s ongoing research and exchange to prevent and mitigate damage from invasive forest pests.

A third example is a partnership International Forestry developed with the Hummingbird Monitoring Network, spurred by declining hummingbird populations across the Western United States, Canada and Mexico. The joint effort, the Western Hummingbird Project, addresses conservation issues in western North America. Working across international boundaries is the most effective way to counter the impacts of human activities and global climate change on these fragile birds.

Program Description

Program Overview

The International Forestry program promotes sustainable forest management and addresses climate change issues globally; bringing important technologies and innovations back to the United States. Forest Service land managers and scientists deliver their expertise overseas through technical cooperation,

training, policy assistance, and in disaster preparedness and response. The program focuses on key natural resource needs in countries with significant forest resources and important forest product related trade with the United States. The program is critical in protecting U.S. investments in a wide array of domestic natural resource conservation issues, including climate change, invasive species, biodiversity conservation, migratory species, and forest conservation. Furthermore, the program fosters improved natural resource management worldwide, advancing the understanding of the most pressing international issues including climate change, forest-dependent community sustainability, land management, and biodiversity.

Allocation and Integration

The program prioritizes work and directs funding in several different ways. The program focuses on climate change and related forest management and policy issues including conserving migratory species habitats and addressing the threat of invasive species, particularly those posing the greatest potential threat to US forests. The program collaborates closely with Forest Service field units and with domestic and international partners including those in other U.S. government agencies, foreign governments, international and local environmental organizations, universities and the private sector. Lastly, priorities are set in conjunction with the U.S. Department of State to address the most important international issues including climate change, illegal logging, and sustainable forest management.

Partnerships

The International Forestry program works in coordination with domestic and international partners including those in other U.S. government agencies, foreign governments, international and local environmental organizations, universities and the private sector, on a range of forest management and policy issues. The International Forestry program currently collaborates with other governments, non-governmental organizations, and the private sector on climate change and avoided deforestation through policy engagement and technical cooperation. International policy discussions on climate change have recently become more focused on the role of forests and grasslands in greenhouse gas production and capture. Support for schemes to reduce emissions from deforestation and degradation are gaining momentum. International Forestry works closely with the U.S. Department of State and other U.S. government agencies in these international policy deliberations. In coordination with other governments, non-governmental organizations, and communities, International Forestry engages in technical collaboration to develop capacity, strengthen institutions, and develop economic alternatives to unsustainable harvesting and management practices. The focus is on reducing deforestation and land degradation while at the same time improving management practices and protecting habitat around the world.

Appropriation National Forest System

(dollars in thousands)						
	FY 2009 Enacted	FY 2010 Enacted	Pay & Other Cost Changes	Program Changes	FY 2011 President's Budget	Percent of Program Change
National Forest System						
Annual Appropriations	\$1,509,805	\$1,551,339	\$14,155	\$20,225	\$1,585,719	1%
Supplemental & Emergency Funding	\$0	\$0	\$0	\$0	\$0	
National Forest System Total	\$1,509,805	\$1,551,339	\$14,155	\$20,225	\$1,585,719	1%
Annual Appropriation FTEs	11,445	11,302			11,085	
Supplemental & Emergency Funding FTEs	34	0			0	
Total Full-Time Equivalents (FTEs)	11,479	11,302			11,085	
National Forest System						
Integrated Resource Restoration	\$0	\$0	\$6,056	\$687,716	\$693,772	0%
Land Management Planning	\$48,833	\$45,917	\$440	-\$399	\$45,958	-1%
Inventory & Monitoring	\$167,580	\$170,502	\$1,297	-\$1,807	\$169,992	-1%
Recreation, Heritage & Wilderness	\$277,635	\$285,117	\$3,035	\$5,000	\$293,152	2%
Wildlife & Fisheries Habitat Management	\$139,385	\$143,014	\$0	-\$143,014	\$0	-100%
Grazing Management	\$50,000	\$50,714	\$559	-\$765	\$50,508	-2%
Forest Products	\$332,666	\$336,722	\$0	-\$336,722	\$0	-100%
Vegetation & Watershed Management	\$180,437	\$187,960	\$0	-\$187,960	\$0	-100%
Minerals & Geology Management	\$85,470	\$87,240	\$716	-\$590	\$87,366	-1%
Landownership Management	\$93,299	\$95,606	\$951	-\$1,234	\$95,323	-1%
Law Enforcement Operations	\$135,500	\$145,047	\$1,101	\$0	\$146,148	0%
Valles Caldera National Preserve	\$4,000	\$3,500	\$0	\$0	\$3,500	0%
Rescission of Prior Year Unobligated Balances	-\$5,000	\$0	\$0	\$0	\$0	0%

Table Notes: National Forest System total authority does not match the printed President's Budget; the amount displayed will be in the forthcoming Errata to the President's Budget.

Wildlife & Fisheries Habitat Management, Forest Products, and Vegetation & Watershed Management BLIs have been incorporated into the Integrated Resource Restoration.

The National Forest System and Programs

The FY 2011 President's Budget proposes \$1,585,719 for the National Forest System, a \$20 million program increase from FY 2010. The National Forest System (NFS) appropriation provides funds for the stewardship and management of the 193 million acres of national forests and grasslands. The requested funds provide for pay costs and provide for the planning, assessment, and conservation of ecosystems while delivering multiple public services and uses. Following Secretary Vilsack's vision, the Forest Service has placed a focus on improving the health of its watersheds, restoring ecosystem functions, increasing forests' resiliency to climate change, and creating vibrant local economies. Management of these natural resources requires the complex integration of many different program areas. The suite of NFS programs support the planning, coordination, and implementation of activities which foster recreational opportunities for the public, energy for the Nation, timber and non-timber forest products, habitat for wildlife, forage for domestic animals, water-quality protection and improvement, and job creation. These activities are managed to meet the needs of the Nation while maintaining or improving the health of the land and protecting the environment.

Integrated Resource Restoration

The Forest Service proposes a restructuring of the Agency budget that better characterizes the scope of the work that the Agency intends to perform in FY 2011. The budget proposes a new budget line item within the NFS account, Integrated Resource Restoration, which combines the Wildlife and Fisheries Habitat Management, Forest Products, and Vegetation and Watershed Management budget line items; includes the Collaborative Forest Landscape Restoration Fund; and adds a new Priority Watershed and Job Stabilization initiative. Restoration projects aimed at repairing damage to the natural diversity and ecological dynamics of national forests will require focusing Forest Service resources to support more watershed and ecosystem improvement efforts and integrating stewardship activities, such as reforestation, mechanical removal of timber, road decommissioning, and wildlife habitat improvement. The consolidation of these programs will allow the agency to refocus its resources on enhancing forest and watershed resiliency, preventing the loss of large carbon sinks, and maintains jobs. This change will also enhance the agency's ability to use stewardship contracting to meet restoration objectives and will reinforce the cultural transition of the agency toward harvesting forest products for forest health, ecosystem, or watershed benefit.

The FY 2011 President's Budget represents a change in the management perspective of the national forests that reflects current science and the need for sustainable economic development. Science will identify which forest landscapes are in greatest need of restoration and the type of management that will be needed. Restoration projects designed to meet these needs are highly diverse and include a variety of labor-intensive and equipment-intensive activities such as mechanical removal of vegetation, removing roads, or plantings along streams—activities that support forest-based industries and lead to jobs. Establishment of a single budget line item (BLI) for national forest restoration allows the Forest Service to refocus its resources on enhancing water quality, forest health, and resilience. A single BLI enhances administrative efficiency by reducing the number of accounting codes and reflects economies of scale available when projects are focused on a large land base. This change will also enhance the agency's ability to simplify and standardize Federal contract requirements.

The FY 2011 budget directs \$694 million to Integrated Resource Restoration, which includes funding for the Restoration and Management of Ecosystems, the Collaborative Forest Landscape Restoration Fund, and the Priority Watershed and Job Stabilization initiative. These programs demonstrate the Agency's transition to working and thinking at a landscape scale.

Restoration and Management of Ecosystems – The budget proposes \$604 million to fund the treatment of terrestrial and aquatic ecosystems to sustain or restore watershed function and resilience. Some of the key actions to be funded under this activity are reforestation projects, watershed improvement activities, and habitat improvement projects that can demonstrate immediate increases in wildlife or fish populations or ranges, e.g. fish barrier removal. Stewardship contracts and agreements will be one of the main authorities used to manage natural resources. Forest products removed in restoration activities will not only look to traditional markets but also include a focus on new and emerging markets..

Collaborative Forest Landscape Restoration Fund - Using the authorities provided through Title IV of the Omnibus Pulic Land Management Act of 2009 (16 U.S.C. 7301), the Forest Service budget provides full funding (\$40 million) for the Collaborative Forest Landscape Restoration fund. This fund will be used for ecological treatments contributing to significantly improving watershed conditions, creating landscapes that are more resilient to climate change, and reducing fire risk. Through collaboration with stakeholders, at least ten landscape-scale projects will be cost-shared.

Priority Watersheds and Job Stabilization – Under this \$50 million initiative, rapid watershed assessments will be conducted of all NFS lands; the agency will prioritize watershed improvement work; and work that can demonstrate a change in watershed condition will be funded in a variety of watersheds across the country. Priorities will be informed by identification in the State Forest Assessments, watershed condition, costs, and input from local communities. Under this initiative Forest Service will also conduct an assessment of the Agency’s likely biomass outputs for the next ten years to inform and support biomass utilization sites, and will issue a scattering of stewardship contracts (up to ten years in duration) to create and secure green jobs in the places where long-term investments in infrastructure are most needed. Creating job opportunities for youth in rural areas will be an important part of this initiative. In order to advance projects expeditiously the agency is proposing a streamlined objection process through which administrative challenges are heard under established timelines.

Budget Line Item Integrated Resource Restoration

	(dollars in thousands)					Percent of Program Change
	FY 2009 Enacted	FY 2010 Enacted	Pay & Other Cost Changes	Program Changes	FY 2011 President's Budget	
Integrated Resource Restoration						
Annual Appropriations	\$0	\$0	\$6,056	\$687,716	\$693,772	0%
Integrated Resource Restoration Total	\$0	\$0	\$6,056	\$687,716	\$693,772	0%
Annual Appropriation FTEs	0	0			5,010	
Total Full-Time Equivalents (FTEs)	0	0			5,010	
Integrated Resource Restoration						
Restoration & Management of Ecosystems	\$0	\$0	\$6,056	\$597,716	\$603,772	0%
Collaborative Forest Landscape Restoration Fund	\$0	\$0	\$0	\$40,000	\$40,000	0%
Priority Watersheds & Job Stabilization	\$0	\$0	\$0	\$50,000	\$50,000	0%

	FY2006 Actual	FY 2007 Actual	FY 2008 Actual	FY2009 Actual	FY 2010 Target	FY 2011 Target
Integrated Resource Restoration						
Number of watersheds in Condition Class 1	N/A	N/A	N/A	N/A	3,857	3,876
Number of watersheds in Condition Class 2	N/A	N/A	N/A	N/A	5,476	5,500
Number of watersheds in Condition Class 3	N/A	N/A	N/A	N/A	3,303	3,260
Acres treated annually to sustain or restore watershed function and resilience	N/A	N/A	N/A	N/A	N/A	2,000,000

FY 2011 Program Changes

The FY 2011 President’s Budget proposes establishment of the Integrated Resource Restoration budget line item (BLI) by combining the Wildlife and Fisheries Habitat Management, Forest Products, and the Vegetation and Watershed Management BLIs. Also included in this program is the Collaborative Forest Landscape Restoration Fund (CFLRF) and the Watershed Improvement and Job Stabilization program.

The establishment of this new BLI will facilitate implementation of the USDA priority for focused, large-scale ecosystem restoration and provide ecosystem services that are important to the public including clean and abundant water, renewable energy from biomass, restored wildlife and fish habitat, and resilient forests and rangelands. Restoration projects aimed at repairing damage to the natural diversity and ecological dynamics of national forests will require focusing Forest Service resources to support more watershed and ecosystem improvement efforts and integrating stewardship activities, such as reforestation, mechanical removal of timber, road decommissioning, and wildlife habitat improvement. The consolidation of these programs will allow the agency to refocus its resources on enhancing forest and watershed resiliency, preventing the loss of large carbon sinks, and maintaining jobs. Timber removal will occur predominately within the context of larger restoration objectives, most usually through the use of stewardship contracts or agreements. This change will also enhance the agency’s ability to meet restoration objectives and will provide for the harvesting of forest products as a component of restoration activities that enhance forest health, ecosystem, or watershed conditions.

The President’s Budget proposes \$693,772,000 for Integrated Resource Restoration in FY 2011. Funds will be targeted to restore watershed health, and ecosystem function, and priority will be given to projects that are collaborative and part of an all-lands, large-scale conservation strategy. Priority will be implementing integrated ecosystem restoration projects on targeted watersheds at the hydrologic unit code

(HUC) 6 level, with the goal of improving the targeted watershed's condition class. The intent is to recognize the challenges ahead due to the effects of climate change, and to prioritize and facilitate integrated restoration efforts to address these impacts.

A broad array of management activities are involved in treating National Forest System lands to meet watershed and ecosystem sustainability and restoration goals and will have multiple benefits. Four performance measures will communicate accomplishments from Integrated Resource Restoration funds: *Number of Watersheds in Condition Class 1; Number of Watersheds in Condition Class 2; Number of Watersheds in Condition Class 3; and Acres treated annually to sustain or restore watershed function and resilience.* These measures reflect cumulative program planning and execution. The activities included in the Integrated Resource Restoration program are discussed in the Program Description section, below. Accomplishments for the performance measures historically tracked under the FY 2010 budget structure will continue to be tracked for program management purposes. However, successful implementation will be determined by long-term improvements in the condition class of the watersheds.

Management priorities and actions funded under these activity areas include:

Restoration and Management of Ecosystems – The request will directly fund treatment of an estimated unified accomplishment of 2,000,000 acres of terrestrial and aquatic ecosystems to sustain or restore watershed function and resilience. Approximately 970,000 acres will be funded directly by Integrated Resource Restoration funds. An additional 265,000 acres are projected utilizing permanent appropriations and trust funds; 565,000 acres are projected from other programs such as Hazardous Fuels; and 200,000 acres will be restored through work with partners. The agency will continue to integrate accomplishment of high-priority terrestrial and aquatic ecosystem restoration needs with road maintenance and decommissioning, Forest Health, hazardous fuels reduction, and other management activities funded through other program appropriations. Partnerships are essential in meeting mutual restoration objectives and accomplishing landscape-scale restoration across jurisdictional and ownership boundaries. Forest Service will emphasize reforestation projects and habitat improvement projects that can demonstrate immediate improvements in wildlife or fish habitat.

Stewardship contracts and agreements will be the primary means of managing natural resources and includes a focus on new and emerging markets for wood removed in restoration activities (including use of woody biomass for energy), in addition to more traditional markets. This focus will create green jobs and promote a diverse forest products industry to support sustainable communities and the forest contractor infrastructure needed to perform critical restoration work. The Forest Service can provide opportunities to achieve land and natural resource management goals while promoting closer public-private working relationships through stewardship contracts and agreements by using the value of forest products to offset the cost of services. Non-stewardship timber sales paid for under this Activity may still be used to meet some habitat improvement, watershed enhancement, or other forest restoration objectives. Most often, restoration projects designed to meet science-informed restoration requirements will use stewardship contracts to conduct restoration activities such as mechanical removal of vegetation, decommissioning roads, or plantings along streams – activities that support forest-based industries and lead to jobs. Moreover, timber sales may also be conducted when the value of the forest products will bring in more receipts for the timber sale than the Agency expends on preparing and administering the contract.

Collaborative Forest Landscape Restoration Fund – Congress, under Title IV of Omnibus Public Land Management Act of 2009, established the Collaborative Forest Landscape Restoration Fund (CFLRF). The Forest Service budget provides full funding of \$40 million for CFLRF. The purpose of the CFLRF is to encourage collaborative, science-based ecosystem restoration of priority forest landscapes. This will be accomplished through a process that encourages ecological and economic sustainability, leverages national resources with local and private resources, re-establishes natural fire regimes, tracks performance, and uses of forest restoration byproducts to offset treatment costs.

This fund will be used for ecological treatments contributing to significantly improving watershed conditions, creating landscapes that are more resilient to climate change, and reducing fire risk. Through collaboration with stakeholders, at least ten landscape-scale projects will be cost-shared.

Priority Watershed Restoration and Job Stabilization – Funds will be spent on proposed watershed restoration projects that will be selected through a nationally prioritized process and based on a rapid watershed assessment. This initiative is a pilot program that will use a national competitive process to:

- Identify a minimum of three key watersheds of national significance in need of improvement;
- Provide for landscape scale restoration (large acreages); and
- Lead to increased employment and outputs of forest products and biomass available for sustainable economic development.

Under this \$50 million initiative, work that can demonstrate a change in the condition class of a watershed will be funded in a variety of areas across the country. Priorities will be informed by identification in the State Forest Assessments, watershed condition, costs, and input from local communities. Restoration projects will include riparian corridor improvements, fish and wildlife habitat improvements, exotic species eradications, non-system road decommissioning, putting system roads into storage, and fuels treatments, specifically for reducing the potential effects that fires pose to water quality.

Under this initiative Forest Service will also conduct an assessment of the Agency's likely biomass outputs for the next ten years to inform and support biomass utilization sites, and will issue a scattering of stewardship contracts (up to ten years in duration) to create and secure green jobs in the places where long-term investments in infrastructure are most needed. Creating job opportunities for youth in rural areas will be another important component of this initiative.

In order to advance projects expeditiously the agency is proposing a streamlined objection process through which administrative challenges are heard under established timelines, prior to projects commencing. Projects remain subject to the National Environmental Policy Act of 1969.

Program Description

Program Overview

The Integrated Resource Restoration program is the foundation for the watershed, fish and wildlife, forest, and rangeland restoration and enhancement activities on NFS lands. Restoration and maintenance of sustainable landscapes and watersheds requires a holistic approach and includes actions to restore or sustain water quality and watershed processes; soil condition, stability and productivity; vegetative composition and condition; air quality; fish and wildlife habitat and populations; and aquatic ecosystem connectivity. The program directly funds watershed-scale restoration projects and leverages accomplishment of additional restoration objectives through program integration and partnerships. Management priority for the program is to focus activities in specific areas, whether forests, landscapes,

or watersheds, to address the problems posed with the appropriately scaled, identified treatment, with the goal of creating healthy ecosystems, restoring landscapes, and improving watersheds. These investments will help sustain and restore the core components of functioning ecosystems, enhance watershed resilience in the face of climate change, and help meet the increasing demand for water resources.

Program appropriations fund management actions to improve water quality, quantity, and timing of stream flows; provide clean air; restore, recover, and sustain wildlife and fish – particularly rare animal and plant species –and those of economic significance to local communities, States and tribes; improve and restore range and forest vegetation conditions; control noxious weed and invasive species; mitigate and facilitate adaptation to the effects of global climate change; and provide effective long-term carbon sequestration.

Actions that may be accomplished under the Integrated Resource Restoration program include:

Restoration and Management of Ecosystems - Aquatic ecosystems management and restoration, includes actions to improve and restore fisheries habitat for native and endangered species such as improving water quality, substrate, streambank, riparian and watershed habitat conditions; controlling aquatic invasive species; increasing fishing opportunities and access; monitoring species status and project effectiveness; and reducing stream habitat fragmentation primarily by identifying priorities for restoring fish passage.

Rare Plants and Steelhead

The Gifford Pinchot National Forest is responding to the effects of climate change by restoring key wetlands and native riparian plant communities along Trout Creek, which has critical habitat for the federally-listed Lower Columbia River steelhead. In addition to providing shade and moderating stream water temperatures, habitat conditions will be favorable to several sensitive plant species, including the coldwater *Corydalis*, and rare species of mosses and lichens.

Terrestrial ecosystem management and restoration includes the maintenance or improvement of wildlife habitat including threatened, endangered, and sensitive species; forest and rangeland vegetation improvement activities including prescribed fire and other mechanical treatments that improve resilience to impact by drought, insects, and disease;

Longleaf Pine Biological Diversity

In the Southern Region, hundreds of thousands of acres were treated in short- and longleaf pine habitat benefiting a number of the 29 Federally-listed species that are part of the longleaf pine ecosystem including the red-cockaded woodpecker, gopher tortoise, and rough-leaf loosestrife.

reforestation actions to restore and maintain appropriate vegetation type and cover on forest lands; timber sale planning and preparation with a strong emphasis on utilization of stewardship contracts and agreements for the purpose of restoring forest vegetation and watershed condition; administration of personal-use permits for firewood, Christmas trees, and other special forest and botanical products; management and treatment of noxious weeds and invasive species including the prevention, detection, containment, and eradication of invasive plant,

vertebrate, non-vertebrate and pathogen infestations; conservation, maintenance and restoration of the soil resources that sustain healthy watersheds by reducing soil compaction and treating sediment sources; and managing and protecting air quality including review of State prepared regional haze implementation plans; review of Prevention of Significant Deterioration permits; and monitoring of air quality effects including visibility.

Collaborative Forest Landscape Restoration Fund – Forest Landscape Restoration Act (16 U.S.C. 7301-7304) (Pub. L. 111-11, Title IV, March 30, 2009, 123 Stat. 1141). This Act authorizes the ecosystem restoration of priority forest landscapes. The Collaborative Forest Landscape Restoration (CFLR) Program funds treatments that help recover ecosystem resilience and adaptive capacity of ecosystems that have been degraded, damaged, or destroyed. The CFLR Program may be used to pay

for up to 50 percent of the cost of carrying out and monitoring ecological restoration treatments that occur primarily on National Forest System (NFS) lands. Funds may be used to restore natural fire regimes, improve wildlife corridors, make forests resilient to insect pests and disease, and control invasions of exotic species. These restoration projects will be of at least 50,000 acres in size. Potential projects must be proposed through multi-stakeholder collaborative planning. No more than \$4 million of funds can be used for an individual project. Land areas for consideration must have a substantially complete restoration strategy, be primarily composed of forested National Forest System land, and be accessed by wood-processing infrastructure to use the woody biomass and small-diameter wood removed during ecological restoration treatments.

Priority Watersheds and Job Stabilization – This activity also funds the restoration and maintenance of terrestrial and aquatic ecosystems, but focuses on watershed health and job creation. Under this initiative, Forest Service will conduct rapid watershed evaluations of all NFS lands. Each national forest will conduct an evaluation of its watersheds (6th Order HUC in size) in, on average, ten days, and place each watershed into a more refined condition class that weighs the compilation of factors that influence watershed health. A strategic framework for assessing watersheds will be developed and used across the System to ensure consistency in evaluation. Priorities will be informed by identification in the State Forest Assessments, watershed condition, costs, and input from local communities. Also Forest Service will establish a monitoring program so that in five years the Agency will be able to tune and support its risk-based approach to assessing and improving watershed condition. Watershed restoration work will be prioritized based on the ability to improve the condition class of a watershed, or maintain the watershed in its current class.

This activity also supports biomass utilization and exploring ways to use biomass outputs to create and secure green jobs in the places where long-term investments in infrastructure are most needed.

Creating job opportunities for youth in rural areas is also an important part of this activity, and can be expediently and effectively accomplished by leveraging non-Federal resources for employment opportunities such as trail crews.

All projects funded under this initiative would be subject to a new streamlined “objection process” that the Forest Service would like to pilot.

Allocation and Integration

The focus for all three activities is on watershed and ecosystem restoration projects implemented through an integrated suite of activities in targeted areas. Primary emphasis is on aquatic and terrestrial processes, conditions, and risks that can be influenced by Forest Service management activities.

Restoration and Management of Ecosystems - Allocations to the regions represent a strategic investment of financial resources focused on sustaining, improving, and restoring our natural resources. Allocations will emphasize priority needs for watershed restoration and the need to sustain contributions to local communities and jobs, consideration of resource needs such as threatened, endangered, and sensitive species, air quality, invasive species, and those activities that are critical to the overall management of the national forests and grasslands. Allocations will also consider performance and accountability, partnerships, program management opportunities and needs, and the relative significance of watershed restoration priorities and opportunities. Adjustments may be made between regions based on capability information submitted by the regions, and to mitigate situations where proposed allocations would create an undesirable regional program. Some focusing of efforts will occur so that very large regions of the Country enjoy more attention than others. The longleaf pine ecosystem of the South or the portions of the Rocky Mountains impacted by bark beetles are

example areas. While the emphasis is on implementing restoration activities in priority areas (either at the forest level or at the national level), funds will also support core operations and management functions to prevent decline in the health and condition of the NFS ecosystems, lands, and wildlife and fisheries that inhabit these lands.

Integration and collaboration with other programs not included in the Integrated Resource Restoration BLI is an important aspect of implementing management activities. Habitat restoration projects that benefit terrestrial species are enhanced and expanded by combining efforts with the Wildland Fire Management-Hazardous Fuels, and the State and Private Forestry-Forest Health programs. Aquatic species and their habitats also benefit from combining efforts with the Capital Improvement and Maintenance-Legacy Roads and Trails program. Coordinating efforts with the State and Private Forestry programs can result in a synergistic effect in restoring priority watersheds on a landscape scale.

Collaborative Forest Landscape Restoration Fund - Projects would be proposed by regional foresters and allocations would be made based on project selection by the Secretary of Agriculture, as advised by an advisory committee.

Watershed Improvement and Job Stabilization – The Agency will identify areas in most urgent need of restoration, through the Watershed Condition Assessment process - a rapid watershed evaluation method. The Watershed Condition Assessment would establish a systematic process to classify watershed condition that would be applied on all National Forest System lands. Benefits of such a classification include a national snapshot of current watershed condition, the ability to track changes over time, the data to evaluate costs and outcomes for performance accountability, and a consistent process for addressing watershed condition in land management plans. The watersheds identified as most important to the public will be brought forward for a more comprehensive evaluation. Proposed projects will be evaluated through a national prioritization process with final selections by the Chief of the Forest Service.

Selection of biomass projects will favor proposals that are coordinated with other Federal and State land management agencies, as well as tribes; accomplish management objectives with regard to forest function and health; create jobs or contribute to job stability; and create or maintain traditional forest products or biomass/renewable energy development. Non-timber, forest jobs will be prioritized using the proportion of non-Federal matching funds and the number of jobs for youth that will be generated.

Partnerships

The Agency will continue to enhance program delivery and accomplishment through an extensive network of collaborators and long-term partners, Federal and State agencies, tribal governments, nongovernmental organizations, and local communities.

Preventing Aquatic Invasive Species

In collaboration with partners, the Willamette, Umpqua, Rogue River-Siskiyou and Deschutes National Forests launched a high-profile campaign to help stop the spread of aquatic invasive species. Through extensive outreach, and more than a dozen training sessions, the “Never launch a dirty boat” and “Stop the aquatic invaders” programs have reached thousands of boaters, fishermen, and other outdoor enthusiasts throughout the Pacific Northwest.

Successful partnerships and collaborative efforts have led to the improvement of millions of acres of terrestrial habitat, and thousands of miles of streams for imperiled, common, and economically significant species throughout the Nation. These partnerships have increased Forest Service capacity to perform habitat management through sizeable contributions of matching funds and in-kind support from external partners. For decades, the agency has worked closely with State wildlife agencies; local communities;

civic organizations; and national conservation-oriented organizations such as The Nature Conservancy, Trout Unlimited, The National Fish and Wildlife Foundation, Rocky Mountain Elk Foundation, Ducks Unlimited, and the National Wild Turkey Federation. Annually, external partners help the agency complete over 2,000 wildlife and fisheries projects on national forests and grasslands. The dollar and in-kind value of these efforts is typically over \$40 million annually.

The Forest Service has also entered into partnership agreements with several organizations (including American Forests, the National Arbor Day Foundation, and the National Garden Clubs) and businesses to increase the amount of NFS lands receiving reforestation treatments following catastrophic wildfires and other natural events. Through these partnerships, the Forest Service has planted over 6 million tree seedlings on approximately 15,000 acres.

Budget Line Item Land Management Planning

	(dollars in thousands)					
	FY 2009 Enacted	FY 2010 Enacted	Pay & Other Cost Changes	Program Changes	FY 2011 President's Budget	Percent of Program Change
Land Management Planning						
Annual Appropriations	\$48,833	\$45,917	\$440	-\$399	\$45,958	-1%
Land Management Planning Total	\$48,833	\$45,917	\$440	-\$399	\$45,958	-1%
Annual Appropriation FTEs	343	330			324	
Total Full-Time Equivalents (FTEs)	343	330			324	
Land Management Planning						
Maintain Land Management Plans	\$26,723	\$29,105	\$297	-\$458	\$28,944	-2%
Create/Revise Land Management Plans	\$22,110	\$16,812	\$143	\$59	\$17,014	0%

	FY2006 Actual	FY 2007 Actual	FY 2008 Actual	FY2009 Actual	FY 2010 Target	FY 2011 Target
Land Management Planning						
Number of land management plan amendments underway	23	36	31	48	46	30
Number of land management plan revisions or creations underway	50	41	39	39	17	23

FY 2011 Program Changes

The FY 2011 President’s Budget proposes \$45,958,000 for Land Management Planning, a program decrease of \$399,000 from FY 2010. The Land Management Planning program will focus on completing land management plan (LMP) revisions using the 1982 procedures in the 2000 Planning Rule while completing work on the 2011 Planning Rule. A new planning rule will provide the opportunity to help protect, reconnect, and restore national forests and national grasslands for the benefit of human communities and natural resources. Developing this new rule will allow the Agency to integrate forest restoration, watershed protection, climate resilience, wildlife conservation, the need to support vibrant local economies, and collaboration into how the Agency manages national forests and grasslands, with the goals of protecting our water, climate, and wildlife while enhancing ecosystem services and creating economic opportunity. The full LMP revision schedule can be found in the “Revisions in Progress in FY 2011” section listed below. Other high priorities for FY 2011 include completing critical LMP amendments and, if necessary, conducting roadless area evaluations.

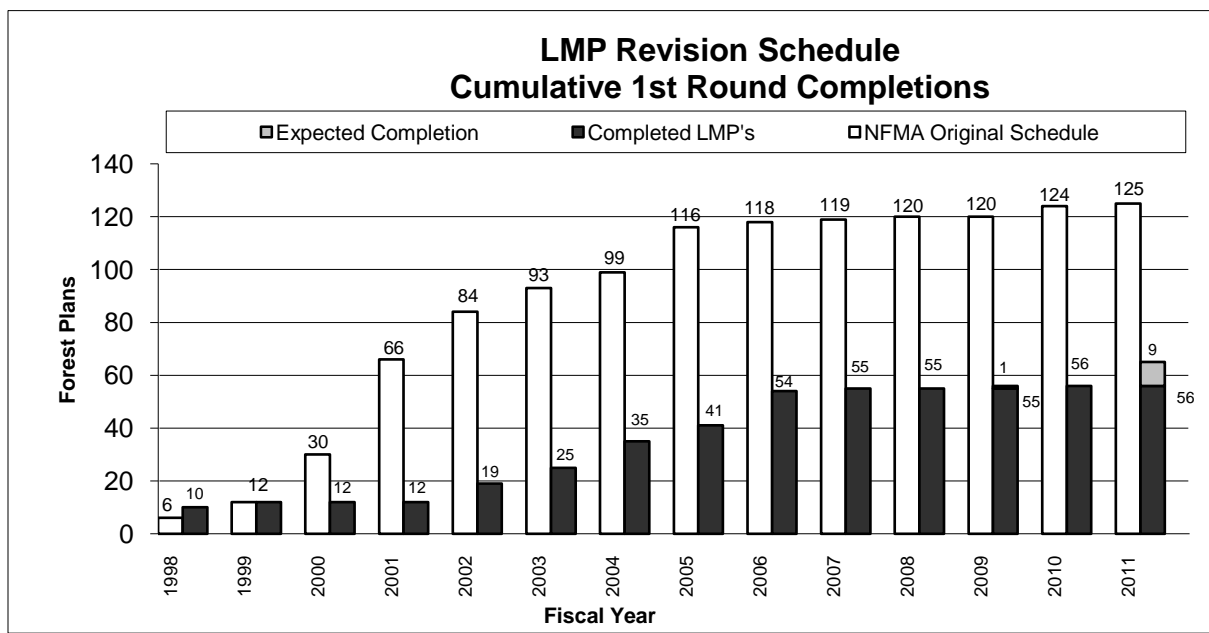
Specific priorities within each activity include:

Maintain Land Management Plans (-\$458,000) – The request includes \$28,944,000 for the maintenance of LMPs. The agency will amend, correct or adjust as needed the 102 LMPs not currently being funded for revision, focusing on completing amendments to address critical issues. This level of funding will be used to work on 30 LMP amendments in FY 2011 that respond to energy corridor, travel management, and other activity decisions on specific national forests. Some units with completed LMP revisions will evaluate whether their LMPs need to be updated. Up-to-date LMPs provide the basis for identifying projects and management actions that will help achieve desired conditions in line with agency goals and objectives. The planned number of amendments decreased in FY 2010 and FY 2011 over the FY 2009 actual level because some units were able to complete amendments related to the Eastern Energy Corridor EIS.

In FY 2009, 48 land management plan amendments were underway. This is an increase from the planned level of 34. Many major LMP amendments take more than one year to complete. A number of amendments begun in FY 2008 were not completed that year while additional amendments were initiated during FY 2009 to update plans for decisions on travel management, minerals and geology leasing, healthy forests and threatened and endangered species. A large number of the amendments being worked on in FY 2009 will not be completed until FY 2010.

Create/Revise Land Management Plans (\$59,000) – The request includes \$17,014,000 to fund and support LMP revisions. The funds will allow the agency to fund only 23 of the 37 revisions currently underway (see LMP Revision Schedule on following page). LMPs that are up-to-date in terms of desired conditions, objectives, and standards provide the basis for projects that will improve services and conditions on the ground. The agency intends to complete all revisions currently in progress by the end of FY 2014.

In FY 2009, the agency completed one of the 40 LMP revisions, leaving 39 LMP revisions on-going at the end of the fiscal year. The Beaverhead-Deerlodge National Forest completed its revision under the 1982 planning regulations. As a result of the resolution of litigation on the 2008 Planning Rule, the remaining revisions will either be completed using the 1982 procedures under the 2000 Planning Rule or a new rule expected to be completed in 2011.



Program Description

Program Overview

LMPs provide a long-term vision of the desired conditions that each National Forest System (NFS) unit hopes to achieve, and a management strategy for how to achieve them. To establish a framework for achieving this vision, each unit collaborates with the public to develop a strategic management plan addressing a wide variety of programs and issues. The LMP provides the basis for identifying, prioritizing, and implementing the programs and projects to move the unit towards achieving desired conditions and agency objectives. Such goals and objectives may include addressing climate change, ensuring abundant clean water, providing recreation opportunities, and restoring and maintaining forest and rangeland ecosystems.

The National Forest Management Act (NFMA) requires that each unit of the NFS have a LMP that is formally revised every 10 to 15 years to address changing conditions and new information related to natural resources, management goals, and public use.

The Land Management Planning program is delivered through the following activities:

Maintain Land Management Plans – LMP maintenance includes making amendments, corrections, and adjustments; conducting any analyses needed after legal notice initiating an amendment; and, resolving any appeals, litigation, and objections to the amendment.

Create/Revise Land Management Plans – Includes all work activities associated with LMP revision and creation including those identified in the 1982 procedures of the 2000 Planning Rule (e.g., public involvement, development of LMP components, content analysis of public comments, etc.). This activity also involves resolving appeals, litigation and objections to the LMP.

Revising Land Management Plans

The Forest Service has developed 125 LMPs to guide the management of 155 national forests, 20 grasslands, and other unique units of the NFS. Since the late 1980s, 56 LMPs have been revised, about 45 percent of the total. The first round of revisions is expected to be complete by FY 2018.

Allocation and Integration

Funds for this program support the development, revision, and maintenance of LMPs. Priority is given to those units currently revising their LMPs under the current planning rule. Funds are allocated based on the number of LMPs in each region that are under revision and the number in a non-revision or maintenance mode. Additional funding is also allocated to field units that are conducting roadless area evaluations. The Land Management Planning program is closely integrated with activities funded by the Inventory and Monitoring program, such as LMP monitoring and LMP development assessments. These activities are discussed more fully under the Inventory and Monitoring section.

Partnerships

Collaboration with partners and the public is critical to developing, revising or amending LMPs, and assists in identifying needs, establishing desired conditions, and crafting alternatives or scenarios for future management. Both in plan development and revision, agency field units work closely with citizens and organizations with an interest in how the land is managed.

Land Management Plan Revision Schedule

The following tables display the revision status of the 125 land management plans that currently exist. All units are national forests unless otherwise noted (e.g., NG = National Grassland). The NFS Region (e.g., R-1, R-2, etc.) for each unit is also provided. The George Washington NF plan is being revised for the second time – it currently shows up in two of the categories below.

Creations and Revisions Completed prior to FY 2011 (Total = 56)

R-1 Beaverhead-Deerlodge	R-5 Los Padres	R-9 Allegheny
R-1 Dakota Prairie NG	R-5 San Bernardino	R-9 Chequamegon-Nicolet
R-2 Arapaho-Roosevelt	R-8 Caribbean	R-9 Chippewa
R-2 Black Hills	R-8 Chattahoochee-Oconee	R-9 Finger Lakes
R-2 Bighorn	R-8 Cherokee	R-9 Green Mountain
R-2 Medicine Bow	R-8 Croatan	R-9 Hiawatha
R-2 Nebraska	R-8 Daniel Boone	R-9 Hoosier
R-2 Rio Grande	R-8 Francis Marion	R-9 Huron-Manistee
R-2 Routt	R-8 Jefferson	R-9 Mark Twain
R-2 Thunder Basin NG	R-8 Kisatchie	R-9 Midewin National
R-2 White River	R-8 Land Between the	Tallgrass Prairie (new plan)
R-4 Boise	Lakes NRA (new plan)	R-9 Monongahela
R-4 Caribou	R-8 NFs in Alabama	R-9 Ottawa
R-4 Payette	R-8 NFs in Florida	R-9 Shawnee
R-4 Sawtooth	R-8 NFs in Texas	R-9 Superior
R-4 Targhee	R-8 Ouachita	R-9 Wayne
R-4 Uinta	R-8 Ozark-St. Francis	R-9 White Mountain
R-4 Wasatch-Cache	R-8 Sumter	R-10 Chugach
R-5 Angeles	R-8 George Washington	R-10 Tongass
R-5 Cleveland	(1 st revision)	

Revisions in Progress in FY 2011 (Total = 37)

R-1 Bitterroot	R-3 Cibola NG*#	R-5 Modoc
R-1 Flathead	R-3 Coconino*	R-5 Sequoia*
R-1 Idaho-Panhandle*	R-3 Coronado*#	R-6 Fremont/Winema
R-1 Kootenai*	R-3 Kaibab*#	R-6 Colville*
R-1 Lolo	R-3 Prescott*	R-6 Malheur*
R-1 Clearwater	R-3 Tonto *	R-6 Okanogan/Wenatchee*
R-1 Nez Perce	R-4 Dixie	R-6 Umatilla*
R-2 Cimarron-Comanche NG*	R-4 Fishlake	R-6 Wallowa-Whitman*
R-2 Grand Mesa,	R-4 Manti-La Sal	R-8 NFs in Mississippi*#
Uncompahgre, Gunnison	R-4 Humboldt-Toiyabe	R-8 Uwharrie*#
R-2 San Juan*#	R-4 Bridger-Teton	R-8 George Washington*#
R-2 Pike-San Isabel*	R-4 Ashley	(2 nd revision)
R-2 Shoshone*	R-5 Lake Tahoe Basin*#	
R-3 Apache-Sitgreaves*#		

* Revisions funded in FY 2011 (23)
 # Expected completions in FY 2011 (9)

Revisions starting in FY 2012 and Beyond (Total = 33)

R-1 Custer	R-5 Klamath	R-6 Mt. Hood
R-1 Gallatin	R-5 Lassen	R-6 Ochoco
R-1 Helena	R-5 Mendocino	R-6 Olympic
R-1 Lewis & Clark	R-5 Plumas	R-6 Rogue River
R-3 Carson	R-5 Shasta-Trinity	R-6 Siskiyou
R-3 Cibola	R-5 Sierra	R-6 Siuslaw
R-3 Gila	R-5 Six Rivers	R-6 Umpqua
R-3 Lincoln	R-5 Stanislaus	R-6 Willamette
R-3 Santa Fe	R-5 Tahoe	R-8 Nantahala-Pisgah
R-4 Salmon-Challis	R-6 Deschutes	
R-5 Eldorado	R-6 Gifford Pinchot	
R-5 Inyo	R-6 Mt. Baker-Snoqualmie	

Budget Line Item Inventory and Monitoring

(dollars in thousands)						
	FY 2009 Enacted	FY 2010 Enacted	Pay & Other Cost Changes	Program Changes	FY 2011 President's Budget	Percent of Program Change
Inventory & Monitoring						
Annual Appropriations	\$167,580	\$170,502	\$1,297	-\$1,807	\$169,992	-1%
Inventory & Monitoring Total	\$167,580	\$170,502	\$1,297	-\$1,807	\$169,992	-1%
Annual Appropriation FTEs	1,069	1,050			955	
Total Full-Time Equivalents (FTEs)	1,069	1,050			955	
Inventory & Monitoring						
Conduct Strategic Resource Inventories	\$78,095	\$76,476	\$598	\$388	\$77,462	1%
Conduct Land Management Plan Monitoring	\$63,795	\$67,514	\$524	\$273	\$68,311	0%
Conduct Land Management Plan Assessments	\$25,690	\$26,512	\$175	-\$2,468	\$24,219	-9%
	FY2006 Actual	FY 2007 Actual	FY 2008 Actual	FY2009 Actual	FY 2010 Target	FY 2011 Target
Inventory & Monitoring						
Acres of inventory data collected and acquired	N/A	20,860,388	25,223,812	55,191,314	23,200,000	21,520,000
Number of annual monitoring requirements completed	N/A	1,487	2,021	1,462	1,285	1,400
Number of land management plan assessments completed	97	52	66	73	28	40

FY 2011 Program Changes

The FY 2011 President’s Budget proposes \$169,992,000 for Inventory and Monitoring, a program decrease of \$1,807,000 from FY 2010. Inventory and monitoring of National Forests and Grasslands are a key component for determining the effectiveness of restoration treatments and other federal investments, as well as how ecosystems and watersheds are responding to climate change and natural and catastrophic events. This information supports and evaluates LMPs as well as strengthens landscape-scale restoration and conservation.

National forests and grasslands will focus on monitoring LMP implementation, conducting comprehensive evaluations in advance of LMP revisions, and ensuring that inventories, data management, and corporate data systems support these business requirements. The agency will place priority on the acquisition of data to establish baselines for standard national and locally-specific desired conditions and to determine, through monitoring, the progress being made towards achieving those desired conditions and objectives in LMPs. The agency also intends to continue implementing the requirements of Executive Order 13423 for establishing an agency-wide environmental management system (EMS).

Specific priorities within each activity include:

Conduct Strategic Resource Inventories (\$388,000) – The request provides \$77,462,000 for inventory of 21,520,000 acres on national forests and grasslands. Funding will support the continued inventory of high priority areas to support the establishment of future management direction in LMP revisions and amendments. Inventories will be conducted at the appropriate scales to establish baseline data for

LMP desired conditions and objectives. The agency will also continue the important work of integrating and improving databases and migrating applications and existing data to a centralized repository. These activities support project work on the ground and national and multi-unit level assessments.

In FY 2009, the agency inventoried 55,191,314 acres in support of the 125 LMPs being maintained or revised or for other forest-wide program needs. The agency exceeded its planned performance levels by 164 percent because individual national forests took advantage of opportunities to conduct more landscape-scale inventories covering larger amounts of acreage in preparation for LMP assessments, revisions, and amendments.

Conduct Land Management Plan Monitoring (\$273,000) – The request provides \$68,311,000 for 1,400 LMP monitoring requirements on national forests and grasslands. The agency will emphasize monitoring desired conditions and other LMP requirements, conducting annual evaluations, and reporting the results. Efforts will continue to identify minimum standardized monitoring requirements and information needs across national forests and grasslands associated with specific desired conditions and emerging issues such as climate change that will lead to efficiencies in data collection, mapping, storage, reporting, and utilization. Thirty-three units will begin revisions within the next three to four years. Those units are currently completing and compiling monitoring information to help determine how much change each LMP needs and the issues to be addressed. In addition, monitoring will assist the agency in future LMP assessments.

In FY 2009, the agency conducted 1,462 of the highest priority annual monitoring requirements contained in the 125 LMPs being maintained or revised by the agency. This level exceeds the planned amount of 1,200 by 22 percent. The number of monitoring requirements completed each year is expected to increase over time as the agency moves towards standardizing the content of LMPs and the associated monitoring requirements.

Conduct Land Management Plan Assessments (-\$2,468,000) - The request provides \$24,219,000 for conducting LMP development and implementation assessments on national forests and grasslands. The agency will work closely with its researchers to ensure that quality data are available, scalable, reliable, and can be integrated within the national framework that the agency has established for EMS. The agency is expected to complete 40 assessments to address the requirements of the 2000 Planning Rule, including the need to change direction, and identify projects to implement LMPs.

The agency completed 73 LMP assessments in FY 2009, a significant increase over the planned level of 40. Ecological, social, and economic sustainability assessments and comprehensive evaluations will provide the basis for current and future revisions. Landscape-scale implementation assessments will assist in identifying projects that will assist units in achieving the desired conditions in their LMPs.

Program Description

Program Overview

The Inventory and Monitoring program funds the collection and analysis of integrated data in support of the development and revision of LMPs. The data also supports a variety of other business requirements and resource management needs. Examples of such data include vegetation condition, wildlife habitat, social and economic data, air, water and soil quality, and recreation visitor use. Inventory and monitoring activities help establish baselines of information that are used to identify, prioritize, and frame objectives for achieving desired conditions. Specific program objectives include enhancing scientific understanding

of ecosystems; fulfilling agreements for inventory and monitoring results with partners; providing data, information, and analyses to decision makers in response to current management needs and emerging issues, including climate change; providing information necessary to assess viability and responsiveness of Forest Service programs; and supporting cost-effective program delivery.

The Inventory and Monitoring program is delivered through the following activities including the development, maintenance, and coordination activities in support of the following corporate applications and systems: ALP, Infra, NRIS, and GIS.

Conduct Resource Inventories – Provides resource inventories designed to meet LMP requirements. Resource inventory activities include data collection and acquisition, data entry (including migration of legacy data), and storage of data in corporate systems; data evaluation and analyses to ensure accuracy and determine data classifications; the documentation and implementation of quality control procedures and compilation of metadata; and resource mapping.

Conduct Monitoring and Evaluation – Provides monitoring, evaluation and reporting needed to support the determination of the need to change direction. This includes implementation and effectiveness monitoring needed to evaluate progress toward achieving the desired LMP conditions and objectives. The establishment of an EMS may be partially funded by the Inventory and Monitoring budget line item. An EMS is a tool that supports sustainable operations and focused natural resource management on activities to improve environmental performance at the forest level.

Conduct Land Management Plan Assessments –LMP development and implementation assessments evaluate current and desired resource conditions at or above the watershed scale. These assessments include determinations of ecological, social, and economic sustainability, as well as evaluations that determine the need to change direction.

Allocation and Integration

Allocations are based on the number of units and total acreage in each region. Adjustments may be made between regions based on capability information submitted by the regions or to mitigate situations where a proposed allocation would create undesirable transition effects.

Partnerships

The Forest Service works with Federal, regional, and local partners to inventory and monitor its lands. Within the Federal Geographic Data Committee, the Forest Service has the lead responsibility to work with other agencies to set standards for vegetation classification. It also works with governmental and non-governmental partners to collect data and set inventory and monitoring protocols for consistent data collection methods.

Budget Line Item Recreation, Heritage and Wilderness

(dollars in thousands)

	FY 2009 Enacted	FY 2010 Enacted	Pay & Other Cost Changes	Program Changes	FY 2011 President's Budget	Percent of Program Change
Recreation, Heritage & Wilderness						
Annual Appropriations	\$277,635	\$285,117	\$3,035	\$5,000	\$293,152	2%
Recreation, Heritage & Wilderness Total	\$277,635	\$285,117	\$3,035	\$5,000	\$293,152	2%
Annual Appropriation FTEs	2,279	2,285			2,345	
Total Full-Time Equivalents (FTEs)	2,279	2,285			2,345	
Recreation, Heritage & Wilderness						
Manage Recreation Operations	\$162,342	\$156,411	\$1,596	\$3,149	\$161,156	2%
Administer Recreation Special Use Authorizations	\$40,432	\$45,709	\$511	\$291	\$46,511	1%
Manage Heritage Resources	\$29,893	\$33,417	\$350	\$757	\$34,524	2%
Manage Wilderness & Wild & Scenic Rivers	\$44,968	\$49,580	\$578	\$803	\$50,961	2%

	FY2006 Actual	FY 2007 Actual	FY 2008 Actual	FY2009 Actual	FY 2010 Target	FY 2011 Target
Recreation, Heritage & Wilderness						
Number of recreation site capacity (PAOT days) operated to standard	82,482,208	69,686,938	72,288,992	74,364,856	78,800,000	79,780,000
Percentage of NFS lands covered by travel management plans resulting in visitor safety, resource protection using best management practices, and less visitor conflict with off-road vehicle usage	0.3%	13.0%	27.0%	43.7%	98.0%	100.0%
Number of recreation special use authorizations administered to standard	10,091	9,524	13,119	21,070	13,250	13,250
Number of priority heritage assets managed to standard	N/A	1,982	2,830	3,447	3,030	3,250
Number of wilderness areas managed to minimum stewardship level	61	67	102	128	138	204
Number of wild and scenic river areas meeting statutory requirements	47	45	28	39	41	43
Customer satisfaction with value for fee paid	N/A	83%	83%	83%	85%	85%

FY 2011 Program Changes

The President's Budget proposes \$293,152,000 for the Recreation, Heritage and Wilderness program, a program increase of \$5,000,000 from FY 2010. The Fifth Pillar for Secretary Vilsack's High Priority Performance Goal for Creating Prosperity in Rural Communities is to generate green jobs by increasing recreation opportunities. Forest Service is the lead USDA agency for this Pillar, and the Recreation program serves as the base for this job creation focusing of efforts. The program will continue to implement the Recreation Strategy, which, over a period of years, will help the agency unite diverse interests, create and strengthen partnerships, focus on mission-driven priorities, connect recreation benefits to communities, provide for changing urban populations, and sustain and expand quality recreation opportunities. The \$5 million proposed increase is for implementation of the Agency's developed travel management plans. Additional funds from the Recreation, Heritage and Wilderness budget line will also be used to further the Agency's travel management efforts (particularly the development of Motor Vehicle Use Maps). Implementation will be guided by FS' "Travel Management Implementation Guide," which lays out necessary activities in four categories: Education, Enforcement, Engineering, and Evaluation. Priority for the remaining funds will continue to be placed on leveraging volunteer resources to create jobs for youth in rural areas, decisions resulting from the Recreation Facility

Assessment (RFA) process, and the 10-year Wilderness Stewardship Challenge. The agency will establish and strengthen partnerships, particularly those that help deliver youth programs, and those that provide stewardship of wilderness and wild and scenic rivers. The request reflects program efficiencies gained through the agency’s improved use of revenue and cost data, resource assessments, and business planning to drive management decision-making. Agency emphasis will focus on planning and facilitating desired program outcomes and tapping the skills and creativity of both public and private partners.

Specific priorities within each activity include:

Manage Recreation Operations (\$3,149,000) – This request provides \$161,156,000 for Recreation Operations. Funding is requested to complete travel management planning for the remaining administrative units, covering 100 percent of National Forest System (NFS) acres. Current and accurate maps allow recreation visitors to understand where they are allowed to operate motor vehicles on NFS administered lands. Travel management planning involves appropriate environmental analysis, public participation, coordination with State, county and local governmental agencies, and tribal governments, and will assist in a reduction of redundant or unutilized roads as well as increases in recreation opportunities for motorists. This is a critical first step in “right-sizing” the Agency’s road system.

Youth Engagement Strategy (YES)

Through partnerships, the **Sisters Ranger District** in the Pacific Northwest Region is developing sustainable long-term relationships and outreach programs to connect kids with nature, expanding their appreciation of the natural world and the need to protect it. With the Arts Discovery Class and youth programs at Caldera, a local non-profit, the District will explore ways to help reconnect youth to the outdoors.

Funding is also requested to continue implementing the results of the RFA process for all national forests. RFA results are used to prioritize recreation site facilities that meet public needs and desires, while evaluating operational costs in order to maintain desired quality standards. The primary goals of the RFA are to reduce deferred maintenance, improve cost-benefit analysis, and to focus investments by prioritizing recreation sites that are responsive to the public’s needs. To date, 115 national forests have completed RFA and have produced a 5-year Program of Work in order to prioritize recreation site investments in response to public needs. All national forests were completed with their recreation site analysis at the end of FY 2009.

The Forest Service planned to have 70 percent of NFS lands covered by travel management plans by the end of FY 2009, but only accomplished 44 percent coverage. For a number of national forests, the amount of time needed to complete the process resulting in a motor-vehicle use map (MVUM) was more than anticipated. Some units found travel planning elements were more complex than originally anticipated, such as developing a proposed action; completing the environmental analysis; involving the public; tribal consultation; and coordination with State, county, and local governmental entities. In addition, the amount of time to collect data, perform mixed use analyses, and update GIS and Infra data required to produce a MVUM was sometimes more than anticipated. Appeals have also delayed production of many MVUMs. The current projection for completion of all travel management plans is December 2010.

Administer Recreation Special Use Authorizations (\$291,000) – This request provides \$46,511,000 for Recreation Special Use Authorizations. Funding is requested to administer approximately 33 percent of special use permits to standard. Special use concessions are an important tool for delivering services at Forest Service recreation sites. Concessionaires operate a majority of the

recreation sites to accommodate visitor demands. Administering and monitoring these uses ensures that they serve the interest of the American people and provide protection of natural resources. The activity also ensures that the agency receives fair market value for the uses that occur on its public lands.

In FY 2009, the agency surpassed its target for administering recreation special use authorizations, accomplishing 160 percent of the target. The majority of this increase is due to the re-issuance of special use permits for recreation residences in the Rocky Mountain, Intermountain, Pacific Southwest, and Pacific Northwest Regions. The Special Use Data System (SUDS) captures administration of both the old permit and the new permit the year a permit is reissued. Consequently, the large number of accomplishments is an anomaly due to the once in a 20-year cycle for reissuance of recreation residence permits. Ongoing improvements to the Special Uses database are expected to improve accuracy in accounting and consistency between targets and accomplishments.

Manage Heritage Resources (\$757,000) – This request provides \$34,524,000 for Heritage Resources. Funding is requested to manage 3,000 priority heritage assets (PHAs) to standard. PHAs are those heritage assets recognized through a special designation (i.e., National Register of Historic Places) or prior investment in preservation, interpretation, and use. Implementation of the Preserve America Executive Order 13287 will also continue, including a multi-year effort to provide challenge cost-share funding to the field to: 1) rehabilitate significant heritage assets that are linked to community economic development and sustainable “green footprints;” 2) evaluate and obtain more useful asset inventories; and, 3) reduce deferred maintenance backlog. Emphasis will also be placed on obtaining environmental data from cultural resource investigations to aid in climate change studies.

In FY 2009, the agency exceeded its target for managing its priority heritage assets, accomplishing 120 percent of the target. The majority of the priority assets currently managed to standard have little-to-no deferred maintenance, which enabled them to be easily brought to standard. In future years, managing priority heritage assets to standard, with more expensive deferred maintenance, will be more challenging to accomplish.

Manage Wilderness and Wild and Scenic Rivers (\$803,000) – This request provides \$50,961,000 for Wilderness and Wild and Scenic Rivers. Funding is requested to bring an additional 66 wilderness areas to minimum stewardship level as part of the 10-year Wilderness Stewardship Challenge, bringing the total to 204, or 47 percent of the total designated wilderness areas managed by the Forest Service. A total of 43 wild and scenic river areas will meet statutory requirements under the Wild and Scenic Rivers Program Agenda. The program will focus attention on ensuring wilderness and wild and scenic river values are adequately addressed in overall forest planning.

In FY 2009, the agency managed a total of 128 wilderness areas to a minimum stewardship level, exceeding the target by 14 percent. During FY 2009, 39 wild and scenic rivers were also determined to meet statutory requirements, exceeding the target by 30 percent. This increase reflects greater than anticipated program emphasis in the Southern and Eastern Regions.

Program Description

Program Overview

The National Forest System (NFS) offers a vast and diverse array of recreational opportunities across its 193 million acres of national forests and grasslands. In FY 2008, approximately 176 million visits occurred on the national forests, with an increasingly diverse demographic of visitors engaging in activities such as camping, picnicking, winter sports, hunting, fishing, hiking, driving for pleasure, and

visiting cultural sites and visitor centers. Population growth, combined with the decline of public access to privately-owned land, is resulting in high demand for NFS lands to provide quality outdoor recreational opportunities.

The Recreation, Heritage and Wilderness program manages and administers over 17,600 recreation sites, approximately 41,000 recreation special use authorizations, 37 major visitor centers, 20 National Historic Landmarks, approximately 331,000 heritage assets, 440 designated wildernesses, and 122 wild and scenic rivers.

The program is delivered through the following activities:

Manage Recreation Operations – Provides for the operation of developed sites, such as campgrounds, day-use areas, boat ramps, solid waste disposal facilities, and visitor centers; general forest areas, including snow play areas, lakes, streams, and roads; and interpretive and educational services. Activities provided for include conducting recreation planning, cleaning facilities and sites; providing safety and security measures for visitors and employees; conducting prescribed inspections; managing partnerships and volunteers; and providing interpretive or educational programs, presentations, and products to visitors.

Administer Recreation Special Use Authorizations – Provides for the processing of new requests for recreation special use permits and the administration of existing authorizations to include permits for downhill ski areas, campground management, organization camps, and outfitting and guiding. Activities include providing responses, analyses, and decisions to proponents and applicants that request the use of NFS lands to support the provision of recreation opportunities and benefits to forest visitors. Activities also include providing inspection, oversight, and monitoring of authorizations issued to ensure compliance with the terms and conditions of the authorization. Recreation opportunities are made possible through special use authorizations.

Manage Heritage Resources – Provides for the protection of significant heritage assets and contributes interpretive, educational, site stewardship, and scientific and technical information to governmental entities, the public, and tribes. Activities include identifying, evaluating, protecting, monitoring, and preserving heritage resources, sites and areas; and promoting heritage values through interpretation, Passport in Time (PIT) projects, presentations, and other public information and outreach efforts.

Manage Wilderness and Wild and Scenic Rivers – Provides for the protection of designated wilderness and wild and scenic rivers. Evaluates and makes recommendations for areas and rivers worthy of addition to the National Wilderness Preservation System and the National Wild and Scenic Rivers System. Activities include managing visitor use and impacts, education and outreach, inventory and monitoring, information management, fire management planning, invasive species management, protecting wilderness character for designated wilderness, and protecting free-flowing conditions for wild and scenic rivers through collaborative public, private, and interagency management.

Allocation and Integration

Funding allocations are based on a process that combines support for core operations and national priorities with a set of competitive criteria that compares regional performance and needs. These performance elements and needs include developed recreation site use; processing and administering special use permits; and managing wilderness areas, wild and scenic rivers, and priority heritage assets.

Adjustments may then be made between regions based on capability information submitted by the regions or to mitigate situations where proposed allocations would create undesirable transition effects.

For the funding associated with travel management implementation, funds will be allocated to national forests that have completed their travel management plans, have produced MVUMs, and have itemized their Education, Enforcement, Engineering, and Evaluation needs to synchronize their road system with their MVUMs. Also, a portion of the Recreation, Heritage and Wilderness funds will be allocated to Regions to create non-timber, green jobs for youth in rural areas. These funds will be allocated maximizing non-Federal cost-shares and number of jobs to be created.

Integration with other land and resource programs occurs within the recreation and wilderness program in order to achieve multiple management objectives. Examples include coordinating travel management planning with the Capital Improvement and Maintenance programs to meet integrated goals and targets; coordinating with Urban and Community Forestry to address interpretation and education needs that connect the American public to nature; identifying and pursuing acquisition of needed access with and through the Landownership Management program; utilizing Research and Development programs to address the effects of climate change on wilderness area attributes; and seeking expanded partnerships with the Wildlife and Fisheries Habitat Management program to enhance opportunities for natural encounters and outdoor experiences. This integration increases efficiency, provides public outreach, ensures resources are protected, and ensures high public confidence in Forest Service management.

Partnerships

The public's use and enjoyment of resources on national forests and grasslands is enhanced through a variety of partnerships, including volunteers and non-governmental organizations (NGOs) such as outfitting and guiding, ski areas, and campground concessionaires. This program consistently involves the highest number of volunteers within the agency. Volunteers contribute significantly to the management of heritage resources, interpretive services, trail maintenance, youth programs, and campground management. In addition, this program works at a national level with partners, such as the National Forest Foundation, American Rivers, and the River Management Society, on wilderness and

wild and scenic river volunteer recruitment and project accomplishment, and with the WILD Foundation on international skill exchanges. Outreach and collaborative planning with communities and other recreation providers also fosters delivery of services and economic benefits across the landscape.

Leveraging Volunteer Resources

In FY 2009, over 90,000 volunteers contributed \$51 million worth of work through recreation and heritage resource activities. This represents 83 percent of the \$61.5 million total appraised value of volunteer work, representing nearly 83 percent of the agency's 1,722 person-years total.

Budget Line Item Grazing Management

(dollars in thousands)						
	FY 2009 Enacted	FY 2010 Enacted	Pay & Other Cost Changes	Program Changes	FY 2011 President's Budget	Percent of Program Change
Grazing Management						
Annual Appropriations	\$50,000	\$50,714	\$559	-\$765	\$50,508	-2%
Grazing Management Total	\$50,000	\$50,714	\$559	-\$765	\$50,508	-2%
Annual Appropriation FTEs	436	425			412	
Total Full-Time Equivalents (FTEs)	436	425			412	
Grazing Management						
Manage Grazing Allotments	\$26,086	\$28,568	\$273	-\$4,156	\$24,685	-15%
Prepare Grazing Allotment NEPA	\$23,914	\$22,146	\$286	\$3,391	\$25,823	15%
	FY2006 Actual	FY 2007 Actual	FY 2008 Actual	FY2009 Actual	FY 2010 Target	FY 2011 Target
Grazing Management						
Allotment acres administered to 100% of Forest Plan standards	49,583,208	42,775,483	36,119,640	35,774,408	30,665,909	29,420,000
Number of grazing allotments with signed decision notices	443	670	470	370	466	460

FY 2011 Program Changes

The FY 2011 President’s Budget proposes \$50,508,000 for Grazing Management, a program decrease of \$765,000 from FY 2010. The proposed program of work balances management of livestock grazing on approximately 90 million acres of National Forest System (NFS) lands, plus approximately 10 million acres of private land within grazing allotments, with completion of National Environmental Policy Act (NEPA) analysis on grazing allotments. Overall program emphasis will be to continue to implement the NEPA schedule established under the provisions of the Rescissions Act of 1995 (P.L. 104-19, section 504). Permit administration will remain at a reduced level to focus adequate resources on NEPA accomplishment. Program benefits include development and implementation of improved grazing management practices when necessary to support ecosystem restoration efforts; while providing a sustainable supply of forage for livestock and wildlife, economic opportunity for rural communities, and maintain working landscapes associated with open space and habitat connectivity across NFS and associated private lands.

Specific priorities within each activity include:

Manage Grazing Allotments (-\$4,159,000) – The request provides \$24,685,000 to administer an estimated 29,420,000 acres (29 percent) of grazing allotment acres to 100 percent of standard, down from 35,774,408 acres (35 percent) in FY 2009. The projected decrease in FY 2011 is a result of a shift of resources within the program to accomplish the required analysis under for NEPA the allotments. The “Allotment Acres Administered to 100% of Forest Plan Standards” performance measure reflects the level of permit administration relative to implementation of all grazing management direction prescribed in land management plans, project level NEPA decisions, grazing permits or agreements, and other relevant documents. All grazing allotments are administered, although to varying degrees. Priority is placed on administering allotments with known critical resource issues, such as endangered species habitat. Administering allotments to standard assures that management actions identified during the NEPA process are implemented, are meeting the desired outcomes, and that adaptive strategies are implemented if the initial actions are not effective.

In FY 2009, the Forest Service administered 35,774,408 (or 34.9 percent) allotment acres to 100 percent of standard, approximately 4 percent above the targeted level. As additional grazing allotment NEPA analyses are completed, permit administration complexity and the cumulative workload increases. This, combined with the need to shift additional available resources to the grazing NEPA activity, results in the projected decline in the number of allotment acres administered to 100 percent of standard in FY 2011.

Prepare Grazing Allotment NEPA (\$3,391,000) – The request provides \$25,823,000 to complete grazing NEPA analysis and decisions for an estimated 460 grazing allotments. The proposed funding reflects a significant shift of resources from permit administration to completion of allotment NEPA. Recognizing that many controversial and complex allotments remain on the schedule of allotments needing analysis and NEPA; the program reflects an anticipated increase in NEPA analysis unit costs. The proposed funding level supports the agency's commitment to meet the NEPA schedule. Effective NEPA analysis and decisions ensure that livestock grazing strategies are designed to provide for the restoration and long-term sustainability of rangeland vegetation and dependent resources while providing essential goods and services that society values.

In FY 2009, the agency completed NEPA analysis for 370 allotments or 80 percent of the target. Several factors lead to the shortfall in NEPA accomplishments including: increased complexity of analysis, increased workload associated with appeals and litigations, and increased need for comprehensive resource condition and trend data to support decisions.

Program Description

Program Overview

The Grazing Management program manages the diverse rangeland resources on approximately 90 million acres of National Forest System (NFS) lands to maintain a sustainable supply of forage for livestock and wildlife. The program seeks to maintain open space and habitat connectivity by linking NFS grazing authorizations to privately owned lands managed for agricultural production, and by helping sustain the rural based ranching and farming lifestyle. Activities include environmental planning and NEPA compliance for the use of grazing allotments, and grazing permit administration. Administration to 100 percent standard also requires both compliance and effectiveness monitoring as identified in the Forest land management plan and the allotment specific NEPA document. By administering grazing permits to 100 percent standard, the agency ensures that grazing on NFS land is managed to facilitate ecosystem restoration and maintenance at both the allotment and landscape scale, and that water resources associated with grazing allotments are managed for sustained quality and quantity.

The program is delivered through the following activities:

Manage Grazing Allotments – Provides for the administration and monitoring of grazing permits and activities. This includes issuance of grazing permits, processing permit transfers, preparation and processing of bills for collection, and development of annual operating instructions. Compliance monitoring determines if the terms and conditions of the grazing authorization are being implemented by the grazing permittee. Effectiveness monitoring determines whether the evaluated acres meet, do not meet, or are moving towards resource objectives identified in the land management plan or other appropriate decision document, and determines whether additional monitoring or adjustments in management are required.

Prepare Grazing Allotment NEPA – Involves all elements of NEPA compliance pertaining to decisions authorizing grazing allotments, including the resolution of appeals and litigation associated with these decisions. This activity includes inventory of rangeland resource conditions; management of public involvement in the decision process; coordination with Federal, State, tribal, and local governments; development of alternatives; analysis of environmental effects; and preparation of the NEPA documents. The agency strives to incorporate adaptive management into grazing NEPA decisions. These strategies are designed to maximize management flexibility for the grazing permittee with a concurrent increase in accountability for success in meeting desired resource conditions.

Allocation and Integration

Funding is allocated to the field based on criteria that include the number of term grazing permits, the number of acres in active allotments, scheduled NEPA workload, and the number of grazing allotments with NEPA decisions during the previous three fiscal years. Adjustments may then be made between regions based on regional capability information or to mitigate situations where proposed allocations would create undesirable transition effects.

Partnerships

The agency supplements its capability to accomplish grazing permit administration through a variety of partnerships. Grazing permittees may be certified to conduct utilization monitoring, and may provide documentation demonstrating compliance with livestock distribution and other management requirements. Special interest groups also enter into agreements to conduct implementation monitoring, often in coordination with the grazing permittee.

Budget Line Item Minerals and Geology Management

(dollars in thousands)

	FY 2009 Enacted	FY 2010 Enacted	Pay & Other Cost Changes	Program Changes	FY 2011 President's Budget	Percent of Program Change
Minerals & Geology Management						
Annual Appropriations	\$85,470	\$87,240	\$716	-\$590	\$87,366	-1%
Minerals & Geology Management Total	\$85,470	\$87,240	\$716	-\$590	\$87,366	-1%
Annual Appropriation FTEs	552	528			527	
Total Full-Time Equivalents (FTEs)	552	528			527	
Minerals & Geology Management						
Administer Minerals Operations	\$29,309	\$30,329	\$279	-\$402	\$30,206	-1%
Process Mineral Applications	\$22,046	\$22,533	\$208	-\$313	\$22,428	-1%
Manage Geologic Resources & Hazards	\$8,468	\$7,941	\$80	\$567	\$8,588	7%
AML Safety Risk Mitigated	\$6,272	\$7,921	\$78	\$291	\$8,290	4%
Manage Environmental Compliance	\$2,759	\$2,041	\$19	\$33	\$2,093	2%
Manage Environmental Restoration	\$16,616	\$16,475	\$52	-\$766	\$15,761	-5%

	FY2006 Actual	FY 2007 Actual	FY 2008 Actual	FY2009 Actual	FY 2010 Target	FY 2011 Target
Minerals & Geology Management						
Number of mineral operations administered	15,152	11,718	14,857	14,613	12,350	12,350
Number of mineral applications processed	11,632	10,604	12,649	11,187	9,840	9,840
Number of new Applications for Permits to Drill (APDs) processed within prescribed timeframes	115	502	109	112	325	325
Number of AML safety risk features mitigated to "no further action"	346	403	494	519	662	680
Number of administrative units where audits were conducted	20	0	28	25	26	26
Number of contaminated sites mitigated	N/A	N/A	47	75	32	32

FY 2011 Program Changes

The FY 2011 President's Budget proposes \$87,366,000 for Minerals and Geology Management, a program decrease of \$590,000 from FY 2010. The program will emphasize environmental review of proposed operations, including processing the backlog of oil and gas lease applications. Other priorities include inspection and monitoring of ongoing mineral operations, providing professional expertise to ensure watershed health and public safety, and managing significant geologic resources. Specific priorities within each activity include:

Administer Mineral Operations (-\$402,000) – The request of \$30,206,000 will fund the administration of an estimated 12,350 active mineral operations in FY 2011. The program will emphasize meeting minimum administration levels to ensure compliance with operating plan requirements, to ensure meeting specific environmental standards and protecting resources.

In FY 2009, the agency administered 14,613 mineral operations, or 108 percent of the target. The increase in accomplishment is due, in part, to market conditions resulting in high commodity prices, which led to an increase in the number of active operations requiring administration. Predicting

actual accomplishment is difficult because the number of operations requiring administration is tied to external factors such as fluctuating markets.

Process Mineral Applications (-\$313,000) – The request of \$22,428,000 will fund processing an estimated 9,840 mineral application in FY 2011. The actual number of applications received in FY 2011 may vary significantly due to market influences and variable demand for mineral resources from NFS lands. Processing mineral applications provides a valuable service to the public and ensures environmental standards and considerations are met. The energy component of this activity will focus on increasing opportunities for development and supply of oil and gas, coal, and geothermal resources from Federal lands, in support of the Energy Policy Act (EPA) of 2005. The EPA pilot offices will continue to help the agency efficiently process energy leasing and permit applications, particularly with respect to eliminating the backlog of oil and gas lease nominations and surface use plan of operations (SUPOs) relative to applications for permits to drill (APDs).

In FY 2009 the agency processed 11,187 mineral applications, or 102 percent of the target. The increase in accomplishment is due, in part, to the variability of the market and uncertainty of the number of requests from the public. While budget emphasis on processing was reduced in FY 2008 and FY 2009, resulting in a reduced target compared to previous years, the agency is statutorily required to process mineral operations. However, the agency processed 93 SUPOs in support of APDs. Pending litigation and court decisions have affected the performance of the energy minerals program. These energy mineral applications submitted to the Forest Service cannot be processed until these legal and policy matters are resolved.

Manage Geologic Resources and Hazards (\$567,000) - The request of \$8,588,000 will fund the identification and management of an estimated 590 geologic resources and hazards. Identifying and managing geologic hazards provides for the health and safety of the public by protecting the infrastructure, soil, and groundwater. The geologic component of this activity provides information on geologic and paleontologic conditions informing land management decisions and project design, evaluates resources such as ground water, and protects sites that have scientific or educational use.

In FY 2009, the agency managed 250 geologic hazards and 544 geologic resources for a combined accomplishment of 145 percent of the target. Planned targets were based on the best estimate of ability to accomplish in the field.

Abandoned Mine Land (AML) – Safety Risk Features Mitigated (\$291,000) – The request of \$8,290,000 will fund the mitigation of an estimated 680 abandoned mine sites. The AML program focuses specifically on cleaning up abandoned mines in high priority watersheds. In addition to cleanup projects, the program is establishing an environmental management system that includes environmental compliance audits to systematically improve environmental performance of the agency.

In FY 2009, the agency mitigated 519 safety risk features, or 100 percent of planned.

Manage Environmental Compliance (\$33,000) – The request of \$2,093,000 will fund 26 environmental compliance audits. These audits are an important tool to assure that employee and public health and safety are protected through agency compliance with environmental laws and regulations.

In FY 2009, the agency completed 25 environmental compliance audits, or 96 percent of the target.

Manage Environmental Restoration (-\$766,000) – The request of \$15,761,000 will fund the mitigation of 21 known hazardous material sites on NFS lands. The costs for each site vary widely, as does the total number of identified sites. Cleanup of sites contaminated with hazardous materials is critical for the long-term protection of surface and groundwater quality, as well as wildlife habitat, and public health and safety. Cleanup of hazardous substances on NFS lands improve and protect watershed conditions and human and ecological health. Since FY 2010, the agency no longer receives funds from the USDA Central Hazardous Materials Management Appropriation for use on Comprehensive Environmental Response, Compensation, and Liability Act (CERCLA) and Resource Conservation and Recovery Act (RCRA) cleanup projects.

In FY 2009, the agency mitigated 75 contaminated hazardous material sites, or 357 percent of target. The increase in accomplishment is due, in part, to identifying previously unknown sites in an area or drainage and adding those sites to an ongoing cleanup project at an economic cost savings.

Program Description

Program Overview

The Minerals and Geology Management program is responsible for managing mineral and energy development activities, assessing geologic hazards and associated risks, interpreting and protecting geologic resources, controlling pollution, and cleaning up abandoned mines and other contaminated sites on 193 million acres of NFS lands.

The value of all energy and mineral production from NFS lands typically exceeds \$2 billion per year. Over 5 million acres of NFS lands are leased for oil, gas, coal, and phosphate. At any given time, the Forest Service administers operations on approximately 90,000 mining claims, and manages approximately 8,000 mineral material sale contracts. In addition, the Forest Service works to mitigate potential threats to the environment and human safety associated with thousands of abandoned mines and other contaminated sites located on NFS lands. NFS lands also contain geologic resources including caves and rare fossils, and are the largest single source of municipal water supply in the U.S., serving over 66 million people in 33 states.

The Minerals and Geology Management program is delivered through the following activities:

Administer Mineral Operations – Provides for the inspection, oversight, and monitoring of approved mineral operations on NFS lands. Administration ensures compliance with approved plans, and with State and Federal environmental laws and regulations, for the protection of public health and safety.

Process Mineral Applications – Provides for the review and approval of plans for proposed mineral activities including exploration and development of hardrock minerals under the authority of the Mining Act of 1872; coal, oil, gas, and geothermal exploration and production under the various mineral and geothermal leasing acts; and contracts for the extraction of mineral materials such as sand and gravel, by the public and local, State, and Federal agencies under the Materials Act of 1947.

Manage Geologic Resources and Hazards – Provides assessments of geologic settings and active geomorphic processes for land management planning, environmental protection and restoration, and cost effective management of roads, recreation sites and other infrastructure. Inventories and manages geologic resources such as caves and karst areas, paleontological resources, ground water, and ground water-dependent ecosystems, for their protection, study, and appropriate uses. Under this

activity, the program identifies, assesses, and manages potential risks to public health and safety from soil and water contamination and geologic hazards, such as landslides, debris flows, and karst collapse features.

Mitigate Abandoned Mine Lands (AML) Safety Risk Features – Provides for the inventory, assessment, and mitigation of abandoned mine safety hazards and associated environmental damage. This work includes closing underground mine openings and vertical shafts; re-contouring open pits, trenches, and associated roads; and removing or stabilizing abandoned buildings, equipment, and hazardous materials. Wherever feasible, AML work will minimize or mitigate adverse effects on AML dependent wildlife and cultural and historic resources.

Manage Environmental Compliance – This activity funds a national audit program which assesses Forest Service compliance with environmental statutes and trains field personnel on compliance and pollution prevention.

Manage Environmental Restoration – Environmental restoration provides for the inventory, assessment, and cleanup of sites where there is a release, or threat of release, of a hazardous substance, pollutant, or contaminant. Restoration could occur at AML and non-AML sites and involve CERCLA and non-CERCLA authorities. This restoration helps minimize or eliminate threats to human health and the environment. Cleanup projects are typically initiated under requirements of CERCLA, RCRA, or the Clean Water Act.

Allocation and Integration

Allocation criteria include projected workload in response to new and ongoing mineral exploration, development, production and reclamation activities; number of abandoned mines, the severity of existing hazards, and the probability of human contact; projected need for inventory, interpretation, and protection of geologic resources; number of required environmental audits; and nationally prioritized environmental cleanup projects. Adjustments may be made between regions based on regional capability data or to mitigate situations where proposed allocations would create undesirable transition effects.

Integration with other resource programs is a priority. This helps maximize the achievement of multiple resource management objectives that facilitate environmentally sound mineral development and maintain and restore healthy watersheds. This integration is designed to ensure compliance with applicable environmental laws and regulations, minimize impacts, and maximize the achievement of diverse resource objectives that are compatible with program activities. Some such activities include interpretation of culturally significant sites, restoration of water quality, and protection of threatened and endangered species.

Partnerships

The Forest Service works in partnership with the Bureau of Land Management (BLM) to manage the Federal minerals on NFS lands. The Secretary of the Interior, through the BLM, has management responsibilities for the Federal mineral estate, including Federal minerals that underlie NFS lands. The Forest Service is responsible for the management of surface resources on mineral, oil, and gas projects proposed and operating on NFS lands. Mineral receipts are derived from annual lease rentals, royalties on production, bonus bids for competitive leases, and mineral material sales. Of the total revenues received, between 25 percent and 50 percent is returned to the State and county where production occurred. The Forest Service is developing partnerships with geologic and hydrologic organizations to help raise awareness of the importance of managing geologic hazards and geologic resources on NFS lands, and the

application of geologic principles to sound and sustainable management of those lands. In addition, these partnerships will help improve awareness of the role of NFS lands in supplying ground and surface water to meet societal needs.

Emphasis for the ECAP and AML activities includes cost recovery and efficient and effective use of partnerships to restore and remediate abandoned mine lands and disturbed ecosystems. Costs may be recovered when the potentially responsible party is identified prior to restoration work. Cooperative partnerships with other government agencies and non-profit organizations supplement appropriated funds to inventory and assess geologic resources and restore streams and watersheds.

Budget Line Item Landownership Management

(dollars in thousands)

	FY 2009 Enacted	FY 2010 Enacted	Pay & Other Cost Changes	Program Changes	FY 2011 President's Budget	Percent of Program Change
Landownership Management						
Annual Appropriations	\$93,299	\$95,606	\$951	-\$1,234	\$95,323	-1%
Landownership Management Total	\$93,299	\$95,606	\$951	-\$1,234	\$95,323	-1%
Annual Appropriation FTEs	707	710			700	
Total Full-Time Equivalents (FTEs)	707	710			700	
Landownership Management						
Adjust Land Ownership	\$14,106	\$13,886	\$93	-\$1,221	\$12,758	-9%
Protect Land Ownership Title	\$10,734	\$11,553	\$99	-\$2,020	\$9,632	-17%
Locate Land Boundaries	\$32,376	\$33,477	\$400	\$2,353	\$36,230	7%
Administer Land Use Authorizations	\$23,525	\$22,534	\$212	\$107	\$22,853	0%
Process Land Use Proposals	\$12,558	\$14,156	\$147	-\$453	\$13,850	-3%

	FY2006 Actual	FY 2007 Actual	FY 2008 Actual	FY2009 Actual	FY 2010 Target	FY 2011 Target
Landownership Management						
Acres of land adjustments to conserve the integrity of undeveloped lands and habitat quality	14,719	27,002	42,243	14,691	49,560	64,200
Miles of landownership boundary line marked/maintained to standard	2,334	2,606	3,868	4,418	3,200	3,770
Number of land use authorizations administered to standard	12,708	14,797	15,753	16,683	16,000	16,000
Number of land use proposals and applications processed	4,611	5,111	4,991	4,542	4,980	4,290

FY 2011 Program Changes

The President’s Budget proposes \$95,323,000 for Landownership Management, a reduction in program of \$1,234 from FY 2010. The priority will be fulfilling critical boundary needs to support increased vegetative treatments on national forests and grasslands and contribute to the Nation’s energy needs. The Landownership Management program plays an important role in facilitating the Forest Service and the Nation’s response to climate change by adjusting land ownership through exchanges and targeting acquisition of lands to consolidate critical aquatic and terrestrial habitats, acquisition of watersheds that serve as natural reservoirs for downstream water supply, siting and operational conditions for energy facilities (generators, smart transmission lines, etc.), and the acquisition of vegetated lands to sequester carbon. The agency also continues its involvement in the diversification of energy sources via siting and operational conditions for non-carbon producing energy production from sources such as wind, solar, and hydroelectric that contributes to a reduction in greenhouse emissions.

Specific priorities within each activity include:

Adjust Land Ownership (-\$1,221,000) – The request includes \$12,758,000 for Adjust Land Ownership activities. Funding is requested to exchange, through acquisition or conveyance, approximately 64,200 acres of NFS land. Land adjustments help improve public access, conserve open space where its loss threatens the sustainability of the Nation’s forests and grasslands, and

protect healthy forested lands and watersheds. Land adjustments can facilitate enhancing ecosystem services, retention of snow and water in intact watersheds, and natural processes to maintain water quantity and quality. Maintaining these ecosystem services requires an integrated, landscape-level approach across land ownerships that can be managed through land adjustments. Land consolidations also reduce future management costs, respond to urban and community needs, reduce ownership fragmentation, and promote conservation.

In FY 2009, the agency accomplished 58 percent of its land adjustment target. This was primarily due to a delay in completing the appraisal for the State of Montana, Department of Natural Resources and Conservation (DNRC), Phase 1 land exchange project on the Lolo National Forest, consisting of 12,000 acres. The Forest is currently on track to complete the entire exchange in FY 2010 (both Phase I and II) consisting of 24,000 acres.

Protect Land Ownership Title (-\$2,020,000) – The request includes \$9,632,000 to Protect Land Ownership Title. Funding is requested to resolve approximately 250 critical land title claims, encroachments, trespass, and other unauthorized uses, specifically those that involve litigation, legislation, or are associated with tribal land claims. Resolution of these claims secures and protects the interest, rights, title, and land and resources of the United States and bona fide claimants. The agency will also identify and process critical changes in land classifications needed to protect natural resource areas. In addition, improvements in the processing of title claims through automated data support are anticipated to reduce the overall costs to resolve title cases.

Locate Land Boundaries (+\$2,353,000) – The request includes \$36,230,000 to Locate Land Boundaries. Funding is requested to mark and maintain 3,770 miles of NFS property line. Encroachments and trespass on NFS lands continue to grow due to increasing development in the rural landscape and the rapidly expanding wildland-urban interface. Marking and maintenance of property lines provide landownership protection, security, and title defense. Leaving property lines un-marked and un-maintained can result in expensive and protracted litigation and loss of public lands and public trust. To maximize cost efficiencies, the Forest Service will prioritize cooperative and joint land surveys with other agencies through challenge cost share and other agreements.

The agency surpassed its target to mark and maintain boundary lines in FY 2009, accomplishing 138 percent of the target. This was due, in part, to increased boundary line maintenance activities in support of continued hurricane relief efforts in the Southern Region and increased support to timber and fire-rehabilitation projects, and leveraging of resources in cost share projects in the Pacific Northwest Region.

Administer Land Use Authorizations and Process Land Use Proposals (\$107,000) – The request includes \$22,641,000 for Administer Land Use Authorizations and \$22,853,000 for Process Land Use Proposals. Funding is requested to administer an estimated 16,000 special use authorizations (34 percent of existing authorizations) to standard, with primary focus on those authorizations that address critical health and safety issues. The Forest Service will process approximately 4,290 new applications, focusing on those associated with statutory rights and energy related uses. Priority will continue to be placed on energy and communication projects.

Special use authorizations provide the authority for use of Federal lands for a wide variety of purposes. These include rights-of-way for roads, pipelines, communication sites, and electric transmission and distribution facilities. Processing and authorizing these uses facilitate the development and transmission of affordable, reliable energy, support national security and economic development; and promote the public health and safety of populations within, or in proximity to, national forests and grasslands throughout the country.

The agency surpassed its special land uses targets in FY 2009, accomplishing 104 percent of target authorizations administered to standard and 106 percent of target proposals and applications processed. Ongoing improvements to the special uses database continue to improve accuracy in accounting and consistency between targets and accomplishments.

Program Description

Program Overview

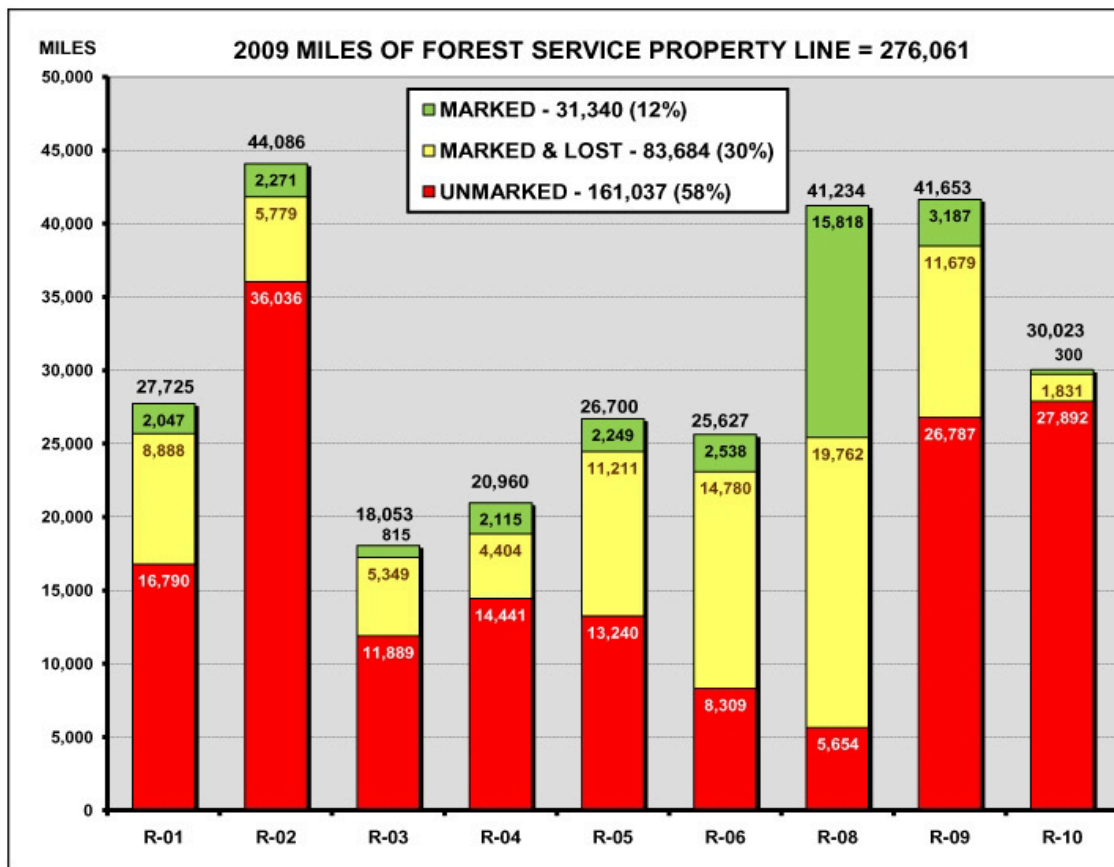
The Landownership Management program secures and protects approximately 193 million acres of public lands and interests within the National Forest Systems (NFS). Currently there are over 276,000 miles of Forest Service property line, of which over 31,500 miles (12 percent) have been marked and maintained to Forest Service standards. The program administers over 48,000 land use authorizations annually for a wide variety of purposes, including rights-of-way for roads, pipelines, communication and navigation sites, and electric transmission and distribution facilities. Administrative benefits are achieved within this program by minimizing land survey needs and fire management costs, reducing national forest property lines, acquiring rights-of-way, and authorizing special land uses.

The program is delivered through the following activities:

Adjust Land Ownership – Provides notification, analysis, valuation, and realty case processing services to public and private landowners and managers to improve land ownership patterns for more effective and efficient resource protection and use. Land ownership adjustment is carried out principally through exchanges, conveyances, and rights-of-way acquisitions.

Protect Land Ownership Title – Provides title defense and resolution affecting landownership activities related to land title claims, tribal claims, trespass, encroachments, other unauthorized uses, land sales, and grants and selections, including work associated with land title claim identification, inventory, and investigation. Also includes managing the land status record system which provides legally defensible boundaries and accurate, complete landownership records of NFS lands.

Locate Land Boundaries – Provides professional land surveying services, including property boundary surveys, locating and marking NFS property lines and administrative boundary lines, boundary and property corner maintenance and perpetuation, legal land description preparation and review, land title research, expert witness testimony, and geospatial and geodetic services, in order to protect the title, land ownership, and use of the public estate. The chart on the next page highlights the status of property lines by region.



Administer Land Uses Authorizations – Provides inspection, oversight, and monitoring of existing non-recreation authorizations to ensure compliance with the terms and conditions of the authorization while ensuring the health and safety of the public; protection of the environment; compliance with Federal, State, and local laws and regulations; and protection of the interests of the United States.

Process Land Use Proposals – Provides responses, analyses, and decisions to requests to occupy and use NFS lands for non-recreational purposes. Many of these land uses include communications sites, hydropower facilities, oil and gas pipelines, electric transmission lines, and other energy related uses to facilitate the delivery of reliable energy resources and communication links.

Allocation and Integration

The Forest Service allocates funds using a process that combines support for essential operations and national priorities with a competitive process comparing regional performance and needs. These regional performance elements and needs include marking and maintaining boundary lines, acquiring or conveying NFS land; processing and administering special use permits; and protecting ownership rights.

Integration with other resource programs occurs where land and resource management activities require marking and maintenance of NFS property lines or protection of forest resources. In such cases, boundary management resources are allocated directly to those areas of increasing demand, such as for hazardous fuels reduction activities, timber sales, and other land and resource management activities, particularly in the protection of specially designated management areas such as Wilderness. If critical land and resource management needs are not met, the consequences can result in trespasses,

encroachments, title claims, expensive and protracted litigation, and loss of public lands, as well as damage or destruction of special areas, plants, and fish and wildlife.

Partnerships

The agency cooperates with many other Federal agencies such as the Bureau of Land Management, the National Park Service, and the Department of Defense; State agencies; interagency working groups; local and tribal governments; non-Federal exchange parties; and private landowners. The program identifies and secures cost-share and partnership opportunities in order to eliminate or reduce redundant efforts, such as leveraging funds to secure high priority resource lands for public access and resource protection.

Budget Line Item Law Enforcement Operations

(dollars in thousands)						
	FY 2009 Enacted	FY 2010 Enacted	Pay & Other Cost Changes	Program Changes	FY 2011 President's Budget	Percent of Program Change
Law Enforcement Operations						
Annual Appropriations	\$135,500	\$145,047	\$1,101	\$0	\$146,148	0%
Law Enforcement Operations Total	\$135,500	\$145,047	\$1,101	\$0	\$146,148	0%
Annual Appropriation FTEs	848	806			811	
Total Full-Time Equivalents (FTEs)	848	806			811	
Law Enforcement Operations						
Enforce Laws & Regulations	\$89,183	\$95,756	\$727	\$0	\$96,483	0%
Investigate Crime	\$46,317	\$49,291	\$374	\$0	\$49,665	0%
	FY2006 Actual	FY 2007 Actual	FY 2008 Actual	FY2009 Actual	FY 2010 Target	FY 2011 Target
Law Enforcement Operations						
Percent of cases referred for adjudication	N/A	4.3%	8.0%	8.3%	8.2%	8.3%
Number of documented law enforcement incidents per 10,000 forest visits	N/A	6.3	7.2	7.6	7.5	7.6

FY 2011 Program Changes

The FY 2011 budget request for Law Enforcement and Investigations (LEI) is \$146,148,000 million, a program reduction of \$1,101,000. Agency Law Enforcement will continue to prioritize response to emergency and life-threatening situations. In 2011, LEI will continue crime prevention with the National Sheriff’s Association through the use of cooperative law enforcement agreements. In support of the National Fire Plan, LEI will continue to prioritize arson investigations and assign all necessary resources to this very high profile crime. LEI will continue to combat the activities of drug trafficking organizations along the Southwest and Northern borders. LEI activities will be particularly focused in California to address the cultivation of marijuana on National Forest System lands. LEI will continue to work with the Chief’s Office, Regional Foresters, line officers, and other internal partners to better integrate law enforcement and national resource management.

Enforce Law and Regulations (\$727,000) – The request will fund uniform patrol presence to protect natural resources, Forest Service employees, and the public, and respond to safety incidents and violations of law and regulations. A primary focus of LEI will be addressing the large-scale marijuana cultivations that continue on NFS lands each year. Growers frequently damage soils, cut timber, and clear vegetation to create room for their crops, damaging resources and causing erosion problems. In FY 2009, the agency eradicated over 3.2 million marijuana plants from NFS lands.

Investigate Crime (\$49,665) – The request will fund criminal and civil investigations on arson, drug possession, theft, and assaults, in FY 2011.

In FY 2009, 8.3 percent of cases were referred for adjudication, close to the target of 8 percent. The percent of documented law enforcement incidents per 10,000 forest visits was 7.6 percent compared to a target of 7.3 percent.

Program Description

Program Overview

The Forest Service Law Enforcement and Investigations (LEI) program provides a safe environment for the public and agency employees and protects the Nation’s natural resources on approximately 193 million acres of NFS lands in 44 states. Increasing population growth in the wildland–urban interface, increasing popularity of NFS lands for motorized recreational use, and illegal occupancy of NFS lands cause significant impacts to NFS lands and resources and increase risks to public and employee health and safety.

This program performs the following two activities:

Enforce Laws & Regulations – Includes uniformed patrol presence and response to public and employee safety incidents and violations of law and regulations. Common incidents on national forests include theft, assault, alcohol and drug use, unauthorized motor vehicle use, illegal occupancy, trespassing, and resource protection patrols.

Drug Eradication on the Mendocino NF
 The Mendocino National Forest successfully eradicated 537,999 plants of marijuana and made 47 associated arrests during FY 2009. The Forest Service Law Enforcement organization successfully partnered with Mendocino, Colusa, Glen, Lake and Tehama counties and other Federal law enforcement agencies to combat drug cartel activities on the Forest.

Cultivation activities produce large amounts of trash and hazardous materials which are typically left on NFS lands. Growers frequently damage soils, cut timber and clear vegetation to create room for their crops creating resources damage and erosion problems and have assaulted and threatened Forest Service employees with violence. To protect Forest Service law enforcement officers carry firearms, defensive equipment, make arrests, execute search warrants, complete reports and testify in court. They establish a regular and recurring presence on a vast amount of public lands, roads, and recreation sites. The regulations Law Enforcement Officers enforce include 36 Code of Federal Regulations Parts 242 & 261. Part 242 of 36 CFR refers specifically to subsistence hunting and fishing regulations and is only applicable to federal land in Alaska. Part 261 of 36 CFR refers to regulations that apply to all National Forest lands nationwide. The primary focus of their jobs is the protection of natural resources, protection of Forest Service employees and the protection of visitors.

Investigate Crime – Covers criminal and civil investigations of both internal and external cases such as felony arson, drug possession, smuggling and manufacturing, thefts, and assaults.

Drug Trafficking Organizations (DTOs) have been identified as the key producer of marijuana on NFS lands. DTO activities have been confirmed on 61 National Forests in Region 1, 2, 3, 4, 5, 6, 8 and 9. Of the marijuana grown on Federal public land, 83% is on NFS lands. Illegal ground importation and trafficking on or near national forest lands of immigrants, drugs, weapons and other contraband, and illegal exportation of weapons and illicit cash profits create ongoing and imminent threats to the personal safety of employees and the visiting public. Special Agents plan and conduct investigations concerning possible violations of criminal and administrative provisions of the Forest Service and other statutes under the United States Code. These normally plain clothes officers carry concealed firearms and other defensive equipment, make arrests, carry out complex criminal investigations, present cases for prosecution to U.S. Attorneys, and prepare investigative reports.

Allocation and Integration

Funding allocations support core operations and address priority needs, based on competitive regional criteria including number of visitors and acreage of NFS lands. In addition to public safety, priority is placed on responding to activity by drug trafficking organizations.

Partnerships

LEI staff cooperate with Federal, State, and local law enforcement agencies and other Forest Service programs by building strong relationships with sheriff's offices, State police agencies, and Federal agencies such as the Drug Enforcement Agency; Federal Bureau of Investigation; Bureau of Alcohol, Tobacco, and Firearms; the Office of the United States Attorney, the Federal Court System; and other Federal land management agencies.

Budget Line Item Valles Caldera National Preserve

(dollars in thousands)						
	FY 2009 Enacted	FY 2010 Enacted	Pay & Other Cost Changes	Program Changes	FY 2011 President's Budget	Percent of Program Change
Valles Caldera National Preserve						
Annual Appropriations	\$4,000	\$3,500	\$0	\$0	\$3,500	0%
Valles Caldera National Preserve Total	\$4,000	\$3,500	\$0	\$0	\$3,500	0%
Annual Appropriation FTEs	1	1			1	
Total Full-Time Equivalents (FTEs)	1	1			1	

FY 2011 Program Changes

The request includes \$3,500,000 for management of the Valles Caldera National Preserve, which reflects the same program level as FY 2010. This level of funding will allow the Valles Caldera Trust (Trust) to maintain Preserve management, operations, and continue progress toward meeting the goal of becoming financially self-sustaining by the end of FY 2015. Continued investment in the Preserve allows the Agency and the Trust to protect and preserve for future generations the scientific, scenic, historical, and natural values of this unique land area. Continued investment also allows the Trust to fully apply the idea of managing public land in a transparent and financially self-sustaining manner.

In FY 2009, the Trust offered new recreation programs and experienced a 23 percent increase in participation. This included hunting and fishing programs, as well as general public programs and special events. The Trust also ran its largest cattle operation since being acquired by the Federal government. As part of the Trust’s efforts to become financially self-sufficient and ensure transparency of operations, they contracted the development of a business plan that explored alternatives that could generate approximately \$5 million in revenue annually and obtained the services of a financial auditing firm. The business plan and audit report were delivered to the Board of Trustees (Board) and are currently being reviewed.

Program Description

Program Overview

The Valles Caldera Preservation Act of July 25, 2000 (Public Law 106-248) provided for the acquisition of the Baca Ranch, located in the Jemez Mountains of New Mexico. The Act designated the Baca Ranch as the Valles Caldera National Preserve and provides for the management of the 88,900-acre tract as a unit of the National Forest System. The Preserve was established to protect various natural resources within its boundaries, and for providing multiple-use and sustained-yield of renewable resources. In addition, the Act requires the tract to continue to be managed as an operating ranch.

The Act requires management of the Preserve by the Trust, a government corporation subject to the Government Corporation Control Act. A nine-member Board is responsible for the protection and development of the Valles Caldera National Preserve. Seven of its members are appointed by the President of the United States. In addition, the current Superintendent of nearby Bandelier National Monument and the Forest Supervisor of the Santa Fe National Forest also serve on the Board. All Board decisions are made at public meetings. In August of 2002, the management authority for the Preserve was transferred to the Trust.

Funding for the Trust contributes to the management of the Valles Caldera National Preserve's resources to protect grasslands, watersheds, and forest vegetation through the practice of sound range, watershed, and forest management. The Valles Caldera program also supports recreation opportunities as well as protecting and interpreting cultural and historic resources.

The Valles Caldera National Preserve program is delivered through the following activities:

Inventory, Monitoring, and Research – This activity includes the inventory, monitoring, and research of natural and cultural resources, such as vegetation, animals, soils, geologic formations, water resources, archaeological resources, and historic resources. These activities provide information for adaptive management of Preserve resources and for preparation of environmental documents.

Forest Management – This activity includes fire management such as thinning timber stand density and the disposal of slash to reduce the risk from wildfires and create defensible space around structures; management of prescribed fires and wildland fires managed for resource benefit, (i.e., naturally ignited fires) to meet resource objectives as outlined in fire management plans; noxious weed control and eradication using hand, mechanical, and chemical treatments; and management of domestic livestock grazing.

Recreation and Special Use Management – This activity provides for the management of recreation and education programs, special use authorizations, and management of volunteers. This includes providing interpretive activities; reservation services for activities and special events; establishment and management of day-use programs, such as, fishing, elk hunting, guided and unguided hiking, horseback riding, and winter sports; authorizing special uses for commercial filming and photography; special events such as mountain bike rides, marathons, celestial and solar viewing, and group tours; and uses by Native Americans for religious and cultural purposes.

Infrastructure Management – This activity includes the inventory, evaluation, planning, programming, and actions related to maintenance and improvement of buildings, water and wastewater systems, communication facilities, roads, trails, signing, and ranch infrastructure, such as corrals, fences, and earthen tanks. Evaluation includes determining the condition and effectiveness of the facility. Planning includes forecasting the development, disposal, and major alterations and renovations necessary to preserve or restore the functionality of the facility.

Partnerships

The Preserve benefits from monetary as well as non-monetary contributions. Non-monetary contributions include time and expertise contributed by our many volunteers. Extramural funding refers to money invested in projects (mostly research, inventory, and monitoring) conducted on the Preserve by outside agencies and organizations. The science program generated 8,158 hours (71 percent of the total) and over \$3.5 million dollars in extramural investments in FY 2009. Work conducted on the Preserve by outside agencies and organizations, as well as volunteers, provides direct support to our programs as well as increasing collaboration, improving the work quality, and providing transparency in the adaptive management process.

Appropriation **Capital Improvement and Maintenance**

(dollars in thousands)						
	FY 2009 Enacted	FY 2010 Enacted	Pay & Other Cost Changes	Program Changes	FY 2011 President's Budget	Percent of Program Change
Capital Improvement & Maintenance						
Annual Appropriations	\$495,393	\$556,053	\$3,531	-\$121,191	\$438,393	-22%
Supplemental & Emergency Funding	\$0	\$0	\$0	\$0	\$0	
Supplemental & Emergency Funding - ARRA	\$650,000	\$0	\$0	\$0	\$0	
Capital Improvement & Maintenance Total	\$1,145,393	\$556,053	\$3,531	-\$121,191	\$438,393	-22%
Annual Appropriation FTEs	2,664	2,813			2,248	
Supplemental & Emergency Funding FTEs	31	0			0	
Supplemental & Emergency Funding - ARRA	25	113			0	
Total Full-Time Equivalents (FTEs)	2,720	2,926			2,248	
Capital Improvement & Maintenance						
Facilities	\$126,453	\$135,010	\$698	-\$4,270	\$131,438	-3%
Roads	\$228,825	\$236,521	\$1,465	-\$73,621	\$164,365	-31%
Trails	\$81,015	\$85,381	\$980	-\$3,300	\$83,061	-4%
Deferred Maintenance & Infrastructure Improvement	\$9,100	\$9,141	\$17	\$0	\$9,158	0%
Legacy Roads & Trails	\$50,000	\$90,000	\$371	-\$40,000	\$50,371	-44%

The FY 2011 President's Budget provides \$438,393,000 for the Forest Service's Capital Improvement and Maintenance programs, a program reduction of \$121,191,000 from FY 2010. Funds will be used to provide infrastructure that supports public, administrative, and recreation uses. The Budget also sets priorities for addressing deferred maintenance.

Budget Line Item **Facilities**

(dollars in thousands)

	FY 2009 Enacted	FY 2010 Enacted	Pay & Other Cost Changes	Program Changes	FY 2011 President's Budget	Percent of Program Change
Facilities						
Annual Appropriations	\$126,453	\$135,010	\$698	-\$4,270	\$131,438	-3%
Facilities Total	\$126,453	\$135,010	\$698	-\$4,270	\$131,438	-3%
Annual Appropriation FTEs	461	485			470	
Total Full-Time Equivalents (FTEs)	461	485			470	
Facilities						
Maintain Facilities	\$72,597	\$86,134	\$413	-\$6,588	\$79,959	-8%
Improve Facilities	\$53,856	\$48,876	\$285	\$2,318	\$51,479	5%

	FY2006 Actual	FY2007 Actual	FY2008 Actual	FY2009 Actual	FY2010 Target	FY2011 Target
Facilities						
Facilities condition index		89%	89%	62%	87%	86%
Percent of facilities with "Good" or "Fair" condition rating		64%	66%	63%	66%	65%
Number of outdoor recreation facilities maintained to standard		9,770	10,231	10,129	10,553	11,680
FA&O facilities maintained to standard		N/A	11,881	11,024	11,457	12,663

FY 2011 Program Changes

The FY 2011 President’s budget proposes \$131,438,000 for Facilities, a program reduction of \$4,270,000 from FY 2010. The program priority is eliminating health and safety risks at agency owned buildings and recreation sites and reducing critical deferred maintenance on aging infrastructure, thereby improving the agency’s ability to successfully perform its mission. Priority will be placed on repairing and improving those facilities—including buildings, water and wastewater systems, dams, and recreation sites—that receive public use and are critical to supporting agency operations, including those facilities that were built or restored from funding made available through the American Recovery and Reinvestment Act of 2009 (ARRA).

Specific priorities within each activity include:

Maintain Facilities (-\$6,588,000) – This request provides \$79,959,000 for facility maintenance. Funds will provide for the maintenance of fire, administrative and other facilities (FA&O) and recreation facilities and sites. Priorities include conducting maintenance and repairs necessary to provide safe and healthful environments in which to work and to recreate. Facilities that house employees for long periods of time, store mission-critical equipment, and provide unique recreation experiences will continue to be prioritized for maintenance.

In FY 2009, the Forest Service maintained 10,533 recreation sites to standard, or 60 percent of the total recreation sites, accomplishing 105 percent of its target. It is expected that more sites will be improved in FY 2010 due to the expenditure of the remaining Recreation Enhancement funds that are directed towards reducing deferred maintenance at high priority fee sites. The agency also maintained to standard 11,457 administrative facilities or approximately 101 percent of the target.

Improve Facilities (+\$2,318,000) – This request provides \$51,479,000 to improve facilities. Priorities include replacing obsolete facilities and recreation sites that are critical to the agency mission, receive the highest use by the public and agency personnel, and are in the worst physical condition. New and replacement facilities are required to meet Silver Leadership in Energy and Environmental Design (LEED) specifications ensuring facilities are constructed to be energy efficient and optimize the use of renewable resources.

In FY 2009, approximately 74 percent of projects identified on the major project list were accomplished on time and within budget. The remaining projects will be completed in FY 2010.

Program Description

Program Overview

The Facilities program supports agency mission activities by administering facilities and sites used for recreation, research, and FA&O purposes. FA&O facilities include fire facilities, such as airtanker bases, lookouts, airports, heliports, and fire management centers; administrative facilities, such as administrative offices (ranger district offices, forest supervisor offices, regional offices, research stations and laboratories), and service and storage buildings; and other facilities, such as telecommunication facilities, towers, dams, and recreation visitor centers. This program includes carrying out maintenance, capital improvement, and management on over 17,600 recreation sites and approximately 23,400 research, recreation, and other administrative buildings.

Recreation Facility Savings	
As of the end of FY 2009, 115 national forests have completed a Recreation Facility Analysis. The value resulting from these analyses is demonstrated as follows:	
	(\$ in millions)
Reduced Deferred Maintenance	\$ 80.3
O&M Cost Savings	\$ 29.5
<u>Increase Revenue</u>	<u>\$ 12.1</u>
Total Benefits:	\$121.9

The Facilities program consists of two activities. The terms “Capital Improvement” and “Maintenance” are used as defined by the Federal Accounting Standards Advisory Board (FASAB) Accounting Standards No. 6 (GPO # 041-001-00462-9).

Maintain Facilities – Maintenance is defined as the act of keeping fixed assets in acceptable condition. It includes repairs, preventive maintenance, replacement of parts and structural components. Maintenance projects for recreation developed sites, such as campgrounds and day-use sites, and FA&O facilities projects greater than \$250,000 are funded within this activity. Maintenance excludes operation costs. The maintenance of facilities is essential to reduce energy and water consumption across the agency, and to create a sustainable network of facilities that meet Forest Service needs while reducing their environmental and climate impact.

Improve Facilities – Capital improvement projects for FA&O and recreation sites are included in this activity. Capital improvements include construction of new facilities, alteration of existing facilities to change function, and expansion of facilities to change capacity to meet needs that are different from the original intent. Improvements are often required to expand public service capability or recreational opportunities. In many cases, capital improvements eliminate deferred maintenance.

Allocation and Integration

Allocations to the field are based upon the agency's FA&O master plans and the Recreation Facility Analysis (RFA) 5-year programs of work and address the Agency's long-term strategic asset management objectives. These objectives include reducing long-term operation and maintenance costs, reducing deferred maintenance, disposing of unnecessary assets, and identifying and mitigating significant potential threats to employee and public safety.

Facilities maintenance and improvement activities are also funded by the Deferred Maintenance and Infrastructure Improvement budget line item. FA&O facilities are also funded through the Facilities Maintenance Multi-program Assessment funds (see Special Exhibit - Facilities Maintenance Assessment); and Permanent Appropriation – Federal Land and Facility Enhancement Fund and the Operation and Maintenance of Quarters Fund. In addition to appropriated funds, annual maintenance and repairs to recreation facilities are also funded through other special authorities, including the Federal Lands Recreation Enhancement Fund and the Timber Sales Pipeline Restoration Fund. Through the use of these funds the Forest Service is able to operate and maintain many of its recreation facilities that might otherwise have been closed due to increasing costs.

Partnerships

The agency accomplishes valuable facility work by leveraging funds for completing these activities through partnerships. Volunteers, concessionaires, and other partners are engaged to enhance recreation experiences and help maintain nearly 70 percent of agency-owned recreation sites. The agency also co-locates with other Federal and non-governmental agencies to share facilities and thereby lower operation costs.

FY 2011 FACILITIES MAJOR PROJECT LIST (\$ in thousands)															
Region 1			FY 2011 Facilities Funding						Costs						
ID	State	Cong District	Forest/Lab	Project Name	Fire Fac? (Y/N)	REC Mtce.	REC Imp.	FA&O Mtce.	FA&O Imp.	TOTAL FAC. Mtce.	TOTAL FAC. Imp.	TOTAL RDS.	DEF. MTCE. ELIM.	Beyond FY 2011 Facilities	Roads
			Regionwide	Planning & Design* Minor Capital Improvement Projects**	N	\$ 46	\$ 135 \$ 712	\$ 116	\$ 91	\$ 162	\$ 226 \$ 712	\$ 388	\$ 2,339	\$ 1,161	\$ 765
R101	ID	1	Nez Perce	Red River H2O & Waste System Replacement	N			\$ 886		\$ 886	\$ 886		\$ 886		
R102	ID	1	Idaho Panhandle	Couer d'Alene Nursery Roof Replacement	N			\$ 498		\$ 498	\$ 498		\$ 498		
R103	MT	1	Regional Office	Aerial Fire Depot Siding	Y			\$ 274		\$ 274	\$ 274		\$ 274		
R104	ID	1	Idaho Panhandle	Fernan HVAC Renovation	N			\$ 818		\$ 818	\$ 818		\$ 818		
R105	MT	1	Lewis and Clark	Cave Mountain/West Fork Campground	N		\$ 266				\$ 266	\$ 241	\$ 350		
TOTAL						\$ 46	\$ 1,113	\$ 2,592	\$ 91	\$ 2,638	\$ 1,204	\$ 873	\$ 5,268	\$ 1,161	\$ 765
Region 2			FY 2011 Facilities Funding						Costs						
ID	State	Cong District	Forest/Lab	Project Name	Fire Fac? (Y/N)	REC Mtce.	REC Imp.	FA&O Mtce.	FA&O Imp.	TOTAL FAC. Mtce.	TOTAL FAC. Imp.	TOTAL RDS.	DEF. MTCE. ELIM.	Beyond FY 2011 Facilities	Roads
			Regionwide	Planning & Design* Minor Capital Improvement Projects**		\$ 163	\$ 120	\$ 91	\$ 100	\$ 254	\$ 220	\$ 474	\$ 3,463	\$ 5,973	\$ 885
R201	WY	1	Med Bow-Routt	Centennial Visitor Information Center	N		\$ 360				\$ 360		\$ 66		
R202	CO	3	Grand Mesa, Unc, Gunnison	Columbine Recreation Area	N		\$ 325				\$ 325	\$ 300	\$ 217		
R203	NE	1	Nebraska	Richland Dam Repair	N			\$ 144	\$ 389	\$ 144	\$ 389		\$ 144		
R204	CO	5	Pike/San Isabel	O'Haver Lake Campground Rehabilitation	N	\$ 569				\$ 569	\$ 569	\$ 177	\$ 344		
R205	CO	2	Arapaho- Roosevelt	Pawnee Campground & Day Use Area - Phase 2	N		\$ 765				\$ 765	\$ 581	\$ 765	\$ 1,181	\$ 1,086
R206	CO	2	Arapaho- Roosevelt	Berthoud Pass Trailhead Completion	N		\$ 366				\$ 366		\$ 367		
R207	WY	1	Bighorn	Paintrock Lakes Campground & Trailhead Rehabilitation	N		\$ 616				\$ 616	\$ 87	\$ 367		
R208	CO	3	Rio Grande	Big Meadows Campground Rehabilitation, Phase 2	N	\$ 250	\$ 250			\$ 250	\$ 250	\$ 275	\$ 206		
TOTAL						\$ 982	\$ 2,802	\$ 235	\$ 489	\$ 1,217	\$ 3,291	\$ 1,465	\$ 5,572	\$ 7,154	\$ 1,971

FY 2011 FACILITIES MAJOR PROJECT LIST (\$ in thousands)															
Region 3															
ID	State	Cong District	Forest/Lab	Project Name	Fire Fac? (Y/N)	FY 2011 Facilities Funding				DEF. MTCE. ELIM.			Costs Beyond FY 2011		
						REC Mtce.	REC Imp.	FA&O Mtce.	FA&O Imp.	TOTAL Mtce.	TOTAL Imp.	TOTAL FAC.	TOTAL RDS.	Facilities	Roads
			Regionwide	Planning & Design* Minor Capital Improvement Projects**		\$ 294	\$ 80	\$ 368	\$ 294	\$ 448	\$ 742	\$ 316	\$ 1,286	\$ 350	
R301	NM	2	Cibola	Magdalena Administrative Site, Phase 2	N			\$ 3,324		\$ 3,324	\$ 3,324	\$ 535	\$ 3,133	\$ 100	
R302	AZ	8	Coronado	Rose Canyon Campground, Phase 2	N	\$ 848			\$ 848		\$ 848	\$ 1,200	\$ 483		
TOTAL						\$ 1,142	\$ 80	\$ 3,692	\$ 1,142	\$ 3,772	\$ 4,914	\$ 850	\$ 2,051	\$ 4,902	\$ 450
Region 4															
ID	State	Cong District	Forest/Lab	Project Name	Fire Fac? (Y/N)	FY 2011 Facilities Funding				DEF. MTCE. ELIM.			Costs Beyond FY 2011		
						REC Mtce.	REC Imp.	FA&O Mtce.	FA&O Imp.	TOTAL Mtce.	TOTAL Imp.	TOTAL FAC.	TOTAL RDS.	Facilities	Roads
			Regionwide	Planning & Design* Minor Capital Improvement Projects**				\$ 250		\$ 250	\$ 250	\$ 360	\$ 5,615		
R401	ID	1	Payette	McCall Helibase Project 1'	Y			\$ 2,060		\$ 2,060	\$ 2,060				
R402	UT		Ashley	Lucerne Campground	N	\$ 2,000			\$ 2,000		\$ 2,000	\$ 4,000			
R403	UT	2	Dixie	Reconstruction 1'	N						\$ 1,425	\$ 800			
R405	ID	2	Caribou-Targhee	Cedar City Maintenance Shop Caribou-Targhee Administrative Facilities	N			\$ 2,270		\$ 2,270	\$ 2,270				
TOTAL						\$ 2,000		\$ 6,005	\$ 2,000	\$ 6,005	\$ 8,005	\$ 1,950	\$ 5,160	\$ 5,615	
Region 5															
ID	State	Cong District	Forest/Lab	Project Name	Fire Fac? (Y/N)	FY 2011 Facilities Funding				DEF. MTCE. ELIM.			Costs Beyond FY 2011		
						REC Mtce.	REC Imp.	FA&O Mtce.	FA&O Imp.	TOTAL Mtce.	TOTAL Imp.	TOTAL FAC.	TOTAL RDS.	Facilities	Roads
			Regionwide	Planning & Design* Minor Capital Improvement Projects**				\$ 167		\$ 167	\$ 167	\$ 7	\$ 4,127	\$ 177	
R501	CA	22	Angeles	Fox Airbase Improvements, Phase 1 1'	Y			\$ 2,000		\$ 2,000	\$ 2,000	\$ 1,336			
R501	CA	3	Mendocino	Upper Lake District Office Renovation	N			\$ 1,704		\$ 1,704	\$ 1,704	\$ 887			
R502	CA	3	Tahoe	Big Bend Engine Garage	Y			\$ 1,673		\$ 1,673	\$ 1,673	\$ 700			
R503	CA	2	Six Rivers	Mad River Duplex Renovation	N			\$ 395	\$ 395	\$ 395	\$ 365	\$ 365			
TOTAL						\$ 395	\$ 395	\$ 5,908	\$ 395	\$ 5,908	\$ 6,303	\$ 22	\$ 7,415	\$ 4,695	\$ 177

FY 2011 FACILITIES MAJOR PROJECT LIST (\$ in thousands)																
Region 6																
ID	State	Cong District	Forest/Lab	Project Name	Fire Fac? (Y/N)	FY 2011 Facilities Funding						Costs Beyond FY 2011				
						REC Mtce.	REC Imp.	FA&O Mtce.	FA&O Imp.	TOTAL Mtce.	TOTAL Imp.	TOTAL FAC.	DEF. MTCE. ELIM.	Facilities	Roads	
			Regionwide	Planning & Design* Minor Capital Improvement Projects**		\$ 192	\$ 260	\$ 80	\$ 225	\$ 260	\$ 272	\$ 532	\$ 4,242	\$ 4,163		
R601	OR	2	Wallowa-Whitman	La Grande (OR) Air Tanker Base Apron Repair 1/	Y		\$ 1,669			\$ 1,669		\$ 1,669	\$ 1,087			
R602	OR	3	Mount Hood	Zigzag Ranger District Office Consolidation	N		\$ 1,400			\$ 1,400		\$ 1,400	\$ 302			
R603	OR	4	Rogue River-Siskiyou	Union Creek Water System	N	\$ 580				\$ 580		\$ 580	\$ 308			
R604	OR	4	Willamette	N Waldo-Islet Campground Water System	N	\$ 430				\$ 430		\$ 430	\$ 600			
TOTAL						\$ 1,010	\$ 1,929	\$ 1,705	\$ 2,939	\$ 1,897	\$ 4,836	\$ 6,699	\$ 4,163			
Region 8																
ID	State	Cong District	Forest/Lab	Project Name	Fire Fac? (Y/N)	FY 2011 Facilities Funding						Costs Beyond FY 2011				
						REC Mtce.	REC Imp.	FA&O Mtce.	FA&O Imp.	TOTAL Mtce.	TOTAL Imp.	TOTAL FAC.	DEF. MTCE. ELIM.	Facilities	Roads	
			Regionwide	Planning & Design* Minor Capital Improvement Projects**			\$ 545			\$ 545		\$ 545	\$ 1,000	\$ 12,000		
R801	KY	5th	Daniel Boone	Twin Knobs Accessibility	N	\$ 1,360				\$ 1,360		\$ 1,360	\$ 850			
R802	NC	11th	North Carolina	Appalachian Ranger District Office	N		\$ 3,065			\$ 3,065		\$ 3,065	\$ 61			
R803	FL	8th	Florida	Cleawater Lake Bathhouse	N	\$ 365				\$ 365		\$ 365	\$ 154			
TOTAL						\$ 1,725	\$ 3,610	\$ 3,610	\$ 1,725	\$ 3,610	\$ 5,335	\$ 2,065	\$ 12,000			
Region 9																
ID	State	Cong District	Forest/Lab	Project Name	Fire Fac? (Y/N)	FY 2011 Facilities Funding						Costs Beyond FY 2011				
						REC Mtce.	REC Imp.	FA&O Mtce.	FA&O Imp.	TOTAL Mtce.	TOTAL Imp.	TOTAL FAC.	DEF. MTCE. ELIM.	Facilities	Roads	
			Regionwide	Planning & Design* Minor Capital Improvement Projects**												
R901	MI	8	Superior	Eiv National Air Tanker Base 1/	Y		\$ 2,300			\$ 2,300		\$ 2,300	\$ 2,465	\$ 200	\$ 50	
R902	MN	8	Chippewa	Walker Administrative Site	Y		\$ 4,250			\$ 4,250		\$ 4,250	\$ 615	\$ 4,650	\$ 175	
R903	MI	2	Huron Manistee	Baldwin/White Cloud Ranger District Administrative Site	Y		\$ 1,500			\$ 1,500		\$ 1,500				
R904	WV		Monongahela	Lake Sherwood Campground	N	\$ 903				\$ 903		\$ 903	\$ 819			
TOTAL						\$ 903	\$ 8,050	\$ 8,050	\$ 903	\$ 8,050	\$ 8,953	\$ 1,550	\$ 3,899	\$ 4,850	\$ 225	

FY 2011 FACILITIES MAJOR PROJECT LIST
(\$ in thousands)

Region 10											FY 2011 Facilities Funding										
ID	State	Cong District	Forest/Lab	Project Name	Fire Fac? (Y/N)	REC Mtce.	REC Imp.	FA&O Mtce.	FA&O Imp.	TOTAL Mtce.	TOTAL Imp.	TOTAL FAC.	TOTAL RDS.	DEF. MTCE. ELIM.	Costs Beyond FY 2011 Facilities	Roads					
			Regionwide	Planning & Design* Minor Capital Improvement Projects**		\$ 210	\$ 675	\$ 529	\$ 513	\$ 529	\$ 723	\$ 1,252		\$ 65	\$ 7,905						
R1001	AK	1	Regionwide	Mountain Communication Sites	N			\$ 1,182		\$ 1,182		\$ 1,182		\$ 545							
R1002	AK	1	Tongass	Anan Administrative Facility	N			\$ 696		\$ 696		\$ 696		\$ 122							
R1003	AK	1	Tongass	Cascade Creek Bunkhouse Renovation	N			\$ 516		\$ 516		\$ 516		\$ 234							
R1004	AK	1	Tongass	White Sulphur Springs Reconstruction	N	\$ 463				\$ 463		\$ 463		\$ 1,051							
TOTAL						\$ 463	\$ 885	\$ 2,227	\$ 1,209	\$ 2,690	\$ 2,094	\$ 4,784		\$ 1,051	\$ 8,575						
Stations											FY 2011 Facilities Funding										
ID	State	Cong District	Forest/Lab	Project Name	Fire Fac? (Y/N)	REC Mtce.	REC Imp.	FA&O Mtce.	FA&O Imp.	TOTAL Mtce.	TOTAL Imp.	TOTAL FAC.	TOTAL RDS.	DEF. MTCE. ELIM.	Costs Beyond FY 2011 Facilities	Roads					
			Stationwide	Planning & Design* Minor Capital Improvement Projects**				\$ 303	\$ 260	\$ 303	\$ 260	\$ 563		\$ 214	\$ 4,939						
S01	AK	At Large	Pacific SW	Juneau Lab Collocation, Phase 2 ^{1/}	N				\$ 4,960		\$ 4,960	\$ 4,960		\$ 1,330							
S02	OR	2	Pacific NW	LaGrande Warehouse Expansion	N			\$ 102	\$ 327	\$ 102	\$ 327	\$ 429		\$ 102							
S03	WI	7	Northern	Rhineland Lab Renovations	N			\$ 200	\$ 244	\$ 200	\$ 244	\$ 444		\$ 271							
S04	MS	2	Southern	Stoneville Lab Renovations	N			\$ 784	\$ 730	\$ 784	\$ 730	\$ 1,514		\$ 784							
S05	CO	4	Rocky Mountain	Ft. Collins Prospect Renovations	N			\$ 1,091	\$ 1,987	\$ 1,091	\$ 1,987	\$ 3,078	\$ 200	\$ 1,600							
S06	GA	12	Southern	Athens Lab Renovations	N			\$ 800	\$ 100	\$ 800	\$ 100	\$ 900		\$ 816	\$ 985						
S07	HI	2	Pacific SW	Hawaii Experimental Forest Infrastructure, Phase 3	N			\$ 500	\$ 500	\$ 500	\$ 500	\$ 500			\$ 500						
TOTAL								\$ 3,280	\$ 9,436	\$ 3,280	\$ 9,436	\$ 12,716		\$ 5,117	\$ 6,424						
Northeastern Area											FY 2011 Facilities Funding										
ID	State	Cong District	Forest/Lab	Project Name	Fire Fac? (Y/N)	REC Mtce.	REC Imp.	FA&O Mtce.	FA&O Imp.	TOTAL Mtce.	TOTAL Imp.	TOTAL FAC.	TOTAL RDS.	DEF. MTCE. ELIM.	Costs Beyond FY 2011 Facilities	Roads					
			Areawide	Planning & Design* ^{1/}					\$ 150		\$ 150	\$ 150			\$ 825						
TOTAL									\$ 150		\$ 150	\$ 150			\$ 825						

FY 2011 FACILITIES MAJOR PROJECT LIST (\$ in thousands)																
TOTALS FOR REGIONS, STATIONS, AREA, and TECH CENTERS				FY 2011 Facilities Funding							Costs Beyond FY 2011					
ID	State	Cong District	Forest/Lab	Project Name	Fire Fac? (Y/N)	REC Mtce.	REC Imp.	FA&O Mtce.	FA&O Imp.	TOTAL Mtce.	TOTAL Imp.	TOTAL FAC.	TOTAL RDS.	DEF. MTCE. ELIM.	Facilities	Roads
				Regional Subtotal		\$ 8,271	\$ 5,072	\$ 7,378	\$ 30,759	\$ 15,649	\$ 35,831	\$ 51,480	\$ 6,710	\$ 39,180	\$ 53,115	\$ 3,588
				Stations Subtotal				\$ 3,280	\$ 9,436	\$ 3,280	\$ 9,436	\$ 12,716	\$ 200	\$ 5,117	\$ 6,424	
				Northeastern Area Subtotal					\$ 150		\$ 150	\$ 150			\$ 825	
				TOTAL, MAJOR PROJECT LIST		\$ 8,271	\$ 5,072	\$ 10,658	\$ 40,345	\$ 18,929	\$ 45,417	\$ 64,346	\$ 6,910	\$ 44,297	\$ 60,364	\$ 3,588
				Recreation Maintenance Under \$250,000		\$ 51,720				\$ 51,720		\$ 51,720				
				Washington Office		\$ 2,896	\$ 258	\$ 541	\$ 2,041	\$ 3,437	\$ 2,299	\$ 5,736				
				Albuquerque Service Center Business Management		\$ 4,987	\$ 422	\$ 886	\$ 3,341	\$ 5,873	\$ 3,763	\$ 9,636				
				TOTAL, OTHER PROGRAM SUPPORT		\$ 59,603	\$ 680	\$ 1,427	\$ 5,382	\$ 61,030	\$ 6,062	\$ 67,092				
				TOTAL FACILITIES MAJOR PROJECT LIST		\$ 67,874	\$ 5,752	\$ 12,085	\$ 45,727	\$ 79,959	\$ 51,479	\$ 131,438	\$ 6,910	\$ 44,297	\$ 60,364	\$ 3,588

^{1/} Using a national competition process, these projects were selected by the agency's Asset Management Review Board (AMRB) and approved by the Executive Leadership Council.
 Notes:
 *Planning and Design (P&D) for capital investment projects costing more than \$250,000. Project names are provided in the associated fact sheet.
 **Capital improvement projects costing less than \$250,000.

Budget Line Item Roads

Budget Line Item	(dollars in thousands)					
	FY 2009 Enacted	FY 2010 Enacted	Pay & Other Cost Changes	Program Changes	FY 2011 President's Budget	Percent of Program Change
Roads						
Annual Appropriations	\$228,825	\$236,521	\$1,465	-\$73,621	\$164,365	-31%
Roads Total	\$228,825	\$236,521	\$1,465	-\$73,621	\$164,365	-31%
Annual Appropriation FTEs	1,409	1,447			987	
Total Full-Time Equivalents (FTEs)	1,409	1,447			987	
Roads						
Maintain Passenger Car Roads	\$120,701	\$141,997	\$1,175	-\$10,673	\$132,499	-8%
Maintain High Clearance & Closed Roads	\$37,627	\$20,037	\$249	\$6,878	\$27,164	34%
Decommission Roads	\$4,172	\$4,851	\$41	-\$190	\$4,702	-4%
Improve Roads	\$66,325	\$69,636	\$0	-\$69,636	\$0	-100%

	FY2006 Actual	FY 2007 Actual	FY 2008 Actual	FY2009 Actual	FY 2010 Target	FY 2011 Target
Roads						
Miles of passenger car roads receiving maintenance		43,073	39,453	46,247	50,592	50,889
Miles of high clearance system roads receiving maintenance		28,598	20,725	29,638	34,411	30,440
Miles of roads decommissioned		682	402	1,290	1,778	1,519
Miles of road reconstruction and capital improvement		179	617	3,501	4,352	5,225
Percent of road and trail rights-of-way acquired that provide public access through easement acquisitions or land adjustments		94%	90%	78%	67%	85%

Table Note: Table data includes ARRA accomplishments

FY 2011 Program Changes

The FY 2011 President’s budget proposes \$164,365,000 for Roads, a program decrease of \$73,621,000 from FY 2010. The agency will focus on the work related to ensuring public safety, resource protection, and critical access needs.

Specific priorities within each activity include:

Maintain Passenger-Car Roads (-\$10,673,000) – The request includes \$132,499,000 for the maintenance of passenger car roads. Considering all funding sources, the request will fund an estimated 31,000 miles of passenger-car roads maintenance of approximately 65,800 miles of road operated for passenger-car use. Priority projects include the maintenance necessary to meet Highway Safety Act requirements, emergency access for first responders, and escape routes in the event of wildland fire or other emergency situations. Effective passenger car road maintenance ensures that roads open for public and administrative travel comply with safety requirements and environmental protection laws, and are available for critical access needs.

Maintain High Clearance and Closed Roads (+\$6,878,000) – The request includes \$27,164,000 for the maintenance of high clearance and closed roads. The funding will provide maintenance for approximately 24,000 miles of road considering all funding sources. Currently there are approximately 209,650 miles of road operated for high clearance vehicle use and 99,760 miles of closed or stored roads within the NFS. Priority will be placed on maintaining roads identified as an open route on a Motor Vehicle Use Map and to minimize or correct the environmental effects to

resources, such as sediment loads in streams and lakes. Effective high clearance road maintenance ensures that roads open for public and administrative travels comply with environmental laws.

Decommission Roads (-\$190,000) – The request includes \$4,702,000 for decommissioning 950 road miles considering all funding sources. Priority will be placed on eliminating unneeded roads or portions of the existing transportation system that duplicate access or create extensive environmental degradation. Decommissioning unneeded roads and structures eliminates the environmental effects of such roads and is essential to operating a transportation system—within available funding—that is sustainable in a safe and environmentally acceptable manner. Priority will be placed on existing roads that have been identified for decommissioning as part of the Transportation Analysis Process.

Improve Roads (-\$69,636,00) – No funding is requested for the capital improvement of roads. The reduction reflects a curtailment in the construction of new roads and upgrading existing roads. The reduction reflects an emphasis on the maintenance of existing transportation system.

In FY 2009, the agency exceeded expected accomplishments in each of the four road maintenance and capital improvement performance measures. This was due in part to the additional funding received through the American Recovery and Reinvest Act (ARRA) appropriation and higher than anticipated partnership contributions. The Forest Service also removed, disposed or transferred 30 bridges; repaired 17 deficient or obsolete bridges; constructed 86 new bridges to replace existing bridges or major culverts; and constructed 3 new bridges. In addition, 14 stream crossings were constructed or reconstructed for aquatic passage with Roads program funds, 163 using Legacy Roads and Trails funds, 24 using ARRA funds, 24 using aquatic organism passage funds from the Federal Highway Administration through SAFETEA-LU, and an additional 46 from trust funds, integrated and partnership contributions for a total of 271 structures.

The agency acquired 145 of the road and trail rights-of-way that provide public access through easement acquisitions or land adjustments (63% of the target). The agency did not meet its target, in part due to the complexity of real estate transactions and final agreements between parties consuming more time than anticipated.

The following table shows the miles of unified accomplishment for each activity by funding source:

FY 2009 Miles Accomplished by Funding Source

Funding Source	Passenger Car⁴	High Clearance⁴	Decommissioning	Improvement
Roads	36,117	22,764	304	1,391 ²
Legacy Roads and Trails	666	1,196	929	1,025
ARRA	2,135	2,141	0	263
Other ¹	11,674	8,310	545	1,673 ³
Unified Total (miles)	50,592	34,411	1,778	4,352

¹Includes Permanent & Trusts Funds, Integrated, and Partnership contributions

²Includes 11 miles of new road construction.

³Includes 56 miles of new road construction, of which 53.8 miles from timber purchasers.

⁴Passenger car and High Clearance road maintenance reflects miles receiving maintenance.

Program Description

Program Overview

The National Forest Road System (NFRS) provides motor-vehicle access for management, protection, and public use and enjoyment of NFS lands. Virtually all activities on NFS lands require travel over the system, which consists of approximately 6,400 bridges and 375,200 miles of roads. In FY 2008, NFS lands had about 176 million visits.

The terms “Capital Improvement” and “Maintenance” are used as defined by the Federal Accounting Standards Advisory Board (FASAB) Accounting Standards No. 6 (GPO # 041-001-00462-9). System roads open for travel by passenger cars and other State highway legal vehicles (Maintenance Levels 3 – 5) are subject to the requirements of the Highway Safety Act. These roads provide access for emergency responders and are sometimes the only escape routes for forest users and local residents in the event of wildfire or other emergency situations. High clearance (Maintenance Level 2) and closed roads (Maintenance Level 1) are provided primarily for recreational access and administrative use.

The program is delivered through the following activities:

Maintain Passenger Car Roads and Maintain High Clearance and Closed Roads – These activities include the maintenance of existing system roads, bridges, and other vehicle access areas such as parking lots. Maintenance activities include the actions necessary to preserve or restore a road to its original service level and condition to provide acceptable service and achieve its expected life. This includes maintenance of the travel ways, roadside vegetation; drainage facilities; structures, including bridges; and traffic control devices, including signs and gates. Maintenance includes the replacement of deficient bridges or culverts necessary to comply with safety requirements and environmental protection laws. Maintenance also includes road management and transportation planning. Transportation planning (travel management) helps identify opportunities to reduce the number of open roads and determine the appropriate service level for the roads remaining to obtain a sustainable transportation system. Engineering support costs are included in this activity only for road work that qualifies as maintenance. Engineering support for timber sale contracts under this activity includes the design, cost estimates, contract preparation, and contract administration to assure applicable safety and environmental standards are met.

Improve Roads - These activities provide for capital improvements of system roads, including structures and other vehicle access areas such as parking lots. Capital improvements include adding new miles to the transportation system through new construction of roads and bridges, reclassifying unauthorized roads, and rights-of-way acquisition; changing the function of existing roads to accommodate different user types, such as changing a logging road to a recreation road; and increasing the capacity of an existing road, such as changing a single lane road or bridge to a two lane road or bridge. Engineering support costs are included in this activity only for road work that qualifies as a capital improvement. Engineering support for timber sale contracts includes the design, cost estimates, contract preparation, and contract administration to assure applicable safety and environmental standards are met.

Decommission Roads – Road decommissioning activities eliminate unneeded and unauthorized roads and restores land occupied by roads to a more natural state. Decommissioning of roads is not an allowable use of appropriations under the authorizing statute (23 USC 205). However, since FY 1991, language in annual appropriations bills has authorized use of a portion of Roads funds for decommissioning.

Allocation and Integration

For several years, Congress has provided annual direction on the proportionate amounts of the Roads appropriation to be spent for capital improvement and maintenance. Funding is allocated to the field using a formula that respects this direction. The formula considers land area, visitor use, timber volume offered on timber sale and stewardship contracts, and acres treated for hazardous fuels. Adjustments may be made between regions based on capability information submitted by the regions or to mitigate situations where proposed allocations would create undesirable transition effects.

The NFRS is an integral part of the rural transportation network and is operated and maintained to provide safe access for all resource program activities including terrestrial and aquatic ecosystem management programs (Integrated Resources Restoration and Hazardous Fuels Reduction), and programs that support public enjoyment by providing access to recreation sites, trailheads, and special areas (Recreation, Heritage and Wilderness; and Trails). A focus of these funds will be on the implementation of completed travel analyses. Coordination across multiple program areas is integral to successfully managing the NFRS to ensure the transportation system is adequate to meet those needs.

Partnerships

The National Forest Roads and Trails Act of 1964 (P.L. 88-657, 16 USC 535) authorizes cooperative construction and maintenance of road systems. Under this authority, the Forest Service enters into “Cooperative Road Construction and Use Agreements” (Cost Share Agreements) with the owners of large tracts of lands intermingled with NFS lands. The Forest Service also enters into “Forest Road Agreements” with public road authorities, such as States and counties, where NFS access, local residential access, and local commerce needs coincide. Tens of thousands of miles of NFS roads are included in agreements.

Budget Line Item **Trails**

(dollars in thousands)						
	FY 2009	FY 2010	Pay & Other	Program	FY 2011	Percent of
	Enacted	Enacted	Cost	Changes	President's Budget	Program Change
Trails						
Annual Appropriations	\$81,015	\$85,381	\$980	-\$3,300	\$83,061	-4%
Trails Total	\$81,015	\$85,381	\$980	-\$3,300	\$83,061	-4%
Annual Appropriation FTEs	678	700			685	
Total Full-Time Equivalents (FTEs)	678	700			685	
Trails						
Maintain Trails	\$60,649	\$63,846	\$716	-\$1,320	\$63,242	-2%
Improve Trails	\$20,366	\$21,535	\$264	-\$1,980	\$19,819	-9%
	FY2006	FY 2007	FY 2008	FY2009	FY 2010	FY 2011
	Actual	Actual	Actual	Actual	Target	Target
Trails						
Miles of system trails maintained to standard		24,860	25,696	30,867	38,383	31,200
Miles of system trail improved to standard		1,410	1,594	1,410	1,473	900

Table Note: Data includes ARRA accomplishments

FY 2011 Program Changes

The FY 2011 President’s Budget proposes \$83,061,000 for Trails, a program reduction of \$3,300,000 from FY 2010. Priority will be placed on promoting public health and safety. This will include actions such as designating trails for motor-vehicle use consistent with the Travel Management Rule. Decreasing the backlog of deferred maintenance and improvements for trails continues to be a national priority. The program will continue to focus on management and protection of the national scenic and historic trails, including the newly established Arizona National Scenic Trail and the Pacific Northwest National Scenic Trail. The agency will establish and strengthen partnerships in trail stewardship, particularly those that provide for the delivery of youth programs. Specific priorities within each activity include:

Maintain Trails (-\$1,320,000) – This request includes \$63,242,000 to maintain trails. Funding will be used to maintain approximately 31,200 trail miles to standard, of which approximately 20 percent will be accomplished through the use of volunteers. In FY 2011, the agency will address approximately 21 percent of the total trail system miles through a unified program of work. Validation and improvement of basic trails inventory, and collection of trail assessment and condition survey data will also continue to be a priority to ensure that the agency has sound, accurate information on NFS trails. Trail maintenance reduces resource damage and improves safety conditions to provide a safe and a quality experience for trail users.

In FY 2009, the agency surpassed its target for the miles of system trails maintained to standard, accomplishing 123 percent of the target. The majority of this increase was due to funds provided through the American Recovery and Reinvestment Act (ARRA) that were directed towards trail maintenance work across the nation.

Improve Trails (-\$1,980,000) – This request includes \$19,819,000 to improve trails. Funding will be used to relocate or construct approximately 915 miles of trails. The agency will conduct new construction on several National Scenic and Historic Trails, including the Florida National Scenic Trail, the Continental Divide National Scenic Trail, and the Pacific Crest National Scenic Trail (see the Special Exhibit, National Scenic and Historic Trails, for more details on accomplishments and

plans). Trail improvement helps ensure a safe and quality experience for trail users and protects watersheds.

In FY 2009, the agency surpassed its target for the miles of system trail miles improved to standard, accomplishing 153 percent of the target. The majority of this increase was due to the success of the Rocky Mountain Region in increased accomplishments through the use of partnerships.

Program Description

Program Overview

The Trails program ensures public safety and backcountry access through the operation, maintenance, rehabilitation, and improvement of NFS trails. NFS lands contain over 148,000 miles of trails, of which approximately 38,000 miles are currently meeting standard. About 32,000 miles of trails are inside wilderness areas. The NFS trails system accommodates roughly 50 million visitor-days of cross-country skiing, hiking, horseback riding, mountain biking, snowmobiling, and off-highway vehicle use each year. The Trails program ensures public safety and backcountry access through the operation, maintenance, rehabilitation, and improvement of NFS trails, serving a wide constituency of visitors at a relatively low cost.

The Trails program also administers National Scenic and Historic Trails, including the Appalachian National Scenic Trail, Continental Divide National Scenic Trail, Florida National Scenic Trail, Pacific Crest National Scenic Trail, Nez Perce National Historic Trail, Arizona National Scenic Trails, Pacific Northwest National Scenic Trail, and portions of an additional 15 other national scenic and historic trails. This administration is accomplished in coordination with other Federal public land agencies (see Special Exhibits for further detail.)

The Trails program is delivered through the two following activities. The terms “Capital Improvement” and “Maintenance” are used as defined by the Federal Accounting Standards Advisory Board (FASAB) Accounting Standards No. 6 (GPO # 041-001-00462-9).

Maintain Trails (both annual and deferred maintenance) – This activity includes the maintenance and operation of system trails, bridges, and trailheads. Maintenance activities include the actions necessary to preserve or restore a trail to its original condition in order to provide acceptable service and achieve the expected trail lifespan. Work includes clearing encroaching vegetation and fallen trees; and the repair, preventive maintenance, and replacement of trail signs, treadways, water drainage, and bridges. Trail maintenance also provides trail accessibility and promotes ecosystem health by protecting soil, vegetation, and water quality.

Improve Trails – Provides for the planning and design, new construction, alteration and expansion of trails, trail bridges, and trail components such as barriers, culverts, fencing, and viewing platforms. Unneeded and user created trails are eliminated under this program to benefit restoration of watersheds and wildlife. Work ensures trail systems are accessible, adequately designed, safe, and environmentally responsible. In many cases, capital improvements eliminate deferred maintenance.

Allocation and Integration

Funding is allocated based on the existing miles of NFS trails, regional capability, and management of National Scenic and Historic Trails. While maintaining a base-level ability to maintain trails in all the National Forests and Grasslands, a portion of the trails funding will be used to create jobs for youth in rural areas by leveraging resources. Priority will be given to the projects that leverage the most non-

Federal dollars and create the most jobs. Trail maintenance and improvement is also funded by Capital Improvement and Maintenance - Deferred Maintenance and Infrastructure Improvement, Legacy Roads and Trails, and Permanent Appropriation – Roads and Trails (10 percent) Fund.

Partnerships

The Trails program leverages thousands of hours of trail work from volunteers and youth organizations to operate, maintain, and construct thousands of miles of trail each year. Trail crews are one of the primary means for the Forest Service to employ young adults and partner with local communities and interest groups. In FY 2009, partners contributed approximately \$4.2 million in funding for trail operations, and maintained and improved over 6,000 miles of trails.

Budget Line Item Deferred Maintenance and Infrastructure Improvement

(dollars in thousands)

	FY 2009 Enacted	FY 2010 Enacted	Pay & Other Cost Changes	Program Changes	FY 2011 President's Budget	Percent of Program Change
Deferred Maintenance & Infrastructure Improvement						
Annual Appropriations	\$9,100	\$9,141	\$17	\$0	\$9,158	0%
Deferred Maintenance & Infrastructure Improvement Total	\$9,100	\$9,141	\$17	\$0	\$9,158	0%
Annual Appropriation FTEs	19	16			11	
Total Full-Time Equivalents (FTEs)	19	16			11	

	FY2006 Actual	FY 2007 Actual	FY 2008 Actual	FY2009 Actual	FY 2010 Target	FY 2011 Target
Deferred Maintenance & Infrastructure Improvement						
Miles of high clearance system roads receiving maintenance	N/A	0	44	16	50	50
Miles of passenger car roads receiving maintenance	N/A	0	174	80	175	160
Miles of road reconstruction and capital improvement	N/A	153	14	7	20	29
Miles of trails maintained to standard	N/A	0	50	11	50	50
Miles of system trail improved to standard	N/A	0	0	0	0	0
FA&O facilities maintained to standard	N/A	0	0	0	0	0
Number of outdoor recreation facilities maintained to standard	N/A	0	0	0	0	0

FY 2011 Program Changes

The President’s Budget proposes \$9,158,000 for Deferred Maintenance and Infrastructure Improvement, the same program level as FY 2010. Other appropriations, such as Facilities, Roads and Trails will contribute to the agency’s efforts to reduce the deferred maintenance backlog. In FY 2011, the agency will evaluate the needs for funding under this program on a national scale and select priority projects for implementation. Priority projects will address the most critical health and safety infrastructure needs particularly in areas that are heavily used by the public and agency employees, such as replacement of deficient bridges and stream crossings, correcting health and safety deficiencies in buildings, campgrounds, and water and wastewater systems, and reconstruction and rehabilitation of trails and trail structures. When allocating FY 2011 Deferred Maintenance funding, Forest Service will give priority to projects that capitalize on technologies—such as rock crushers—that reduce deferred maintenance with cost effective methods.

Past Performance

In FY 2009, the agency repaired or replaced 1 bridge, maintained 95 road miles, improved 24 road miles, and maintained 11 trail miles improving health and safety conditions for the public and employees. In addition, over \$8.3 million dollars of deferred maintenance was eliminated.

Program Description

Program Overview

The Deferred Maintenance and Infrastructure Improvement program provides the maintenance, repair, and improvement of the agency’s infrastructure. This portfolio includes approximately 41,000 buildings, 5,000 water systems, 5,000 wastewater systems, 17,600 recreation sites, 148,000 miles of trails, 6,300

trail bridges, 6,300 road bridges, 375,200 miles of roads, and additional infrastructure features. This portfolio of assets currently has a backlog of \$5.3 billion in maintenance needs.

This program provides for maintenance of recreation developed sites, water-wastewater systems, roads, trails, road and trail bridges, those FA&O facility maintenance projects costing more than \$250,000, and infrastructure capital improvements.

Maintenance - includes repairs, preventive maintenance, replacement of parts and structural components. Maintenance that is not performed as needed or scheduled is referred to as deferred maintenance. Deferred maintenance leads to deterioration of performance, increased costs to repair, and a decrease in the value of the infrastructure. Deferred maintenance complements the Facilities, Roads, Trails, and Legacy Roads and Trails programs and directs funds specifically toward reducing the backlog of deferred maintenance to ensure the safety of the recreating public, agency employees, volunteers, and contractors.

Infrastructure Improvement - includes the construction of new infrastructure, alteration of existing infrastructure to change its function, and the expansion of existing infrastructure to increase capacity. Improvements are often required to maintain public service capability or recreational opportunities. Capital improvement projects eliminate deferred maintenance and provide mission-critical infrastructure.

Allocation and Integration

Funding is allocated specifically to reduce critical deferred maintenance. Condition assessment surveys drive management decisions and national allocations regarding construction, use, maintenance or decommissioning, and disposal of assets. Projects that will most greatly reduce the agency's total deferred maintenance will be given priority for funding.

In addition to Deferred Maintenance and Infrastructure Improvement, other programs and authorities are available to reduce deferred maintenance, including Capital Improvement and Maintenance – Facilities, Roads, Trails, and Legacy Roads and Trails programs; and Permanent Appropriations - Federal Lands Recreation Enhancement Fund, Federal Land and Facility Enhancement Fund, Roads and Trails (10 Percent) Fund, and Operations and Maintenance of Quarters. Through the use of these funds, the Forest Service is able to direct additional resources that address the significant backlog of deferred maintenance on the agency's infrastructure.

Partnerships

The program leverages funds through partnerships with non-profit organizations and volunteers. Additional leveraging is accomplished through concessionaire programs, user maintenance fees, and other partner-based work.

Budget Line Item Legacy Roads and Trails

(dollars in thousands)						
	FY 2009 Enacted	FY 2010 Enacted	Pay & Other Cost Changes	Program Changes	FY 2011 President's Budget	Percent of Program Change
Legacy Roads & Trails						
Annual Appropriations	\$50,000	\$90,000	\$371	-\$40,000	\$50,371	-44%
Legacy Roads & Trails Total	\$50,000	\$90,000	\$371	-\$40,000	\$50,371	-44%
Annual Appropriation FTEs	97	165			95	
Total Full-Time Equivalents (FTEs)	97	165			95	

	FY2006 Actual	FY 2007 Actual	FY 2008 Actual	FY2009 Actual	FY 2010 Target	FY 2011 Target
Legacy Roads & Trails						
Miles of passenger car roads receiving maintenance		N/A	N/A	633	666	900
Miles of high clearance system roads receiving maintenance		N/A	N/A	900	1,196	1,440
Miles of roads decommissioned		N/A	N/A	531	929	660
Miles of road reconstruction and capital improvement		N/A	N/A	631	733	1,560
Miles of trails maintained to standard		N/A	N/A	849	162	850
Miles of system trail improved to standard		N/A	N/A	22	28	45

FY 2011 Program Changes

The President’s Budget proposes \$50,371,000 for Legacy Roads and Trails, which reflects a program decrease of \$40,000,000 below FY 2010. This program will accomplish urgently needed road decommissioning for water quality protection, decommissioning of unneeded system and unauthorized roads, removal and/or replacement of stream crossings which act as barriers to aquatic organism passage, road and trail repair and maintenance in environmentally sensitive areas, and road repair and maintenance and associated activities on roads subject to recent storm damage.

In FY 2009, through the Legacy Roads and Trails program, the agency maintained 1,862 miles of road; decommissioned 929 miles of road and 5 bridges or major culverts; improved 733 miles of road; repaired or replaced 32 bridges or major culverts. In addition, the agency maintained 162 miles of trail to standard, improved 28 miles of trail and constructed or reconstructed 163 stream crossings for aquatic organism passage.

Program Description

Program Overview

The Legacy Roads and Trails program, established by Congress in FY 2008, provides for urgently needed road decommissioning, where inaction can lead to water quality issues in streams and water bodies which support threatened and endangered species (TES) or community water systems; removal or replacement of stream crossing structures that are barriers to aquatic organism passage; road and trail repair and maintenance and associated activities in environmentally sensitive areas; and repair and maintenance on roads and trails subject to recent storm damage. These roads and trails have been identified as priority projects due to their immediate impact on water resources and ecosystem function.

The Legacy Roads and Trails program is delivered through the following activities:


Maintain Passenger Car Roads, Maintain High Clearance and Closed Roads, and Maintain Trails. – These activities include the maintenance of the traveled way; drainage facilities; and structures, including bridges in environmentally sensitive areas. Maintenance is intended to enhance water quality, restore aquatic passage, and protect NFS resources from road-related damage. Maintenance may include substantial reconstruction work.

Decommission Roads – Road decommissioning activities include restoring lands occupied by roads to a more natural state. Roads to be decommissioned include both system roads and unauthorized roads that exist on NFS lands that are adversely affecting TES or community water systems. Decommissioning of roads is normally not an allowable use of appropriations under 23 USC 205. However, Congress has included language in annual appropriations bills authorizing use of Capital Improvement and Maintenance funds for road decommissioning.

Improve Roads and Improve Trails - These activities include the replacement of bridges or major culverts that are barriers to aquatic organism passage, and road and trail surfacing for erosion protection (where surfacing was not provided under original construction).

Okanogan and Wenatchee National Forests

The existing culvert on the Cub Creek was removed and replaced with a 26-foot span wood bridge resulting in the reduction of fine sediment deposits to the lower Chewuch River which provides spanning and rearing habitat for steelhead and spring chinook trout. The new structure will pass the 100-year flood event and aid in the effort to restore anadromous fish habitat in the Methow River basin.



Allocation and Integration

The water quality-limited stream segments as defined by Section 303d of the Clean Water Act are used to establish an estimated acreage of impaired watershed which is used as part of the allocation criteria in conjunction with the relative amounts of critical resource deferred maintenance on roads and trails. Adjustments may be made between regions based on capability information submitted by the regions and any unexpected storms resulting in critical damage unlikely to be reimbursed by the Federal Highway Administration’s Emergency Relief for Federally Owned Roads (ERFO) program.

Coordination across multiple staff program areas (recreation, fisheries, and hydrology) is integral to successfully managing the road and trail system to ensure the work accomplished meets the environmental needs established under this funding category.

In addition to Legacy Roads and Trails, other programs and authorities are available to reduce deferred maintenance or address resource issues relative to roads and trails, including Capital Improvement and Maintenance–Roads, and Trails, and Integrated Resource Restoration.

Partnerships

The Legacy Roads and Trails program leverages road and trail work with partnership funds and in-kind contributions. Partnerships include volunteers, youth organizations, watershed groups, wildlife and fisheries organizations, tribes, and private landowners.

Appropriation Land Acquisition

	(dollars in thousands)					
	FY 2009 Enacted	FY 2010 Enacted	Pay & Other Cost Changes	Program Changes	FY 2011 President's Budget	Percent of Program Change
Land Acquisition						
Annual Appropriations	\$49,775	\$63,522	\$80	\$10,062	\$73,664	16%
Land Acquisition Total	\$49,775	\$63,522	\$80	\$10,062	\$73,664	16%
Annual Appropriation FTEs	56	45			45	
Total Full-Time Equivalents	56	45			45	
Land Acquisition Activities						
Land Acquisition Management	\$8,000	\$8,000	\$80	\$920	\$9,000	12%
Purchase Land	\$41,775	\$55,522	\$0	\$9,142	\$64,664	16%

Appropriation Acquisition of Lands for National Forests, Special Acts

	(dollars in thousands)					
	FY 2009 Enacted	FY 2010 Enacted	Pay & Other Cost Changes	Program Changes	FY 2011 President's Budget	Percent of Program Change
Acquisition of Lands for National Forests Special Acts						
Annual Appropriations	\$1,050	\$1,050	\$0	\$0	\$1,050	0%
Acquisition of Lands for National Forests Special Acts Total	\$1,050	\$1,050	\$0	\$0	\$1,050	0%
Annual Appropriation FTEs	1	0			0	
Total Full-Time Equivalents (FTEs)	1	0			0	

Appropriation Acquisition of Lands to Complete Land Exchanges

	(dollars in thousands)					
	FY 2009 Enacted	FY 2010 Enacted	Pay & Other Cost Changes	Program Changes	FY 2011 President's Budget	Percent of Program Change
Acquisition of Lands to Complete Land Exchanges						
Annual Appropriations	\$41	\$250	\$0	\$0	\$250	0%
Acquisition of Lands to Complete Land Exchanges Total	\$41	\$250	\$0	\$0	\$250	0%
Annual Appropriation FTEs	0	0			0	
Total Full-Time Equivalents (FTEs)	0	0			0	

	FY2006 Actual	FY 2007 Actual	FY 2008 Actual	FY2009 Actual	FY 2010 Target	FY 2011 Target
Land Acquisition						
Number of acres acquired or donated	49,363	125,742	83,757	27,449	20,800	23,900
Priority acres acquired or donated that reduce the conversion of forests, grasslands, aquatic, and riparian ecosystems to incompatible uses in order to improve and maintain ecological conditions for federally listed and candidate species, species of concern and species of interest	31,460	20,377	32,915	20,495	16,640	20,100

FY 2011 Program Changes

Land Acquisition

The FY 2011 President's Budget proposes \$73,664,000 for Land Acquisition, a program increase of \$10,062,000 over FY 2010. The Land and Water Conservation Fund (LWCF) provides the principal source of funds for land acquisition, and the proposed program increase reflects the President's commitment to full funding of LWCF by 2014. In FY 2011, program focus will be placed on acquiring the highest priority lands displayed in Table A. These acquisitions will provide public access for high quality outdoor recreational opportunities, protect the integrity of undeveloped lands, and enhance habitat quality in the National Forest System (NFS). Further all of these proposed land acquisition projects are land within National Forest boundaries, so acquiring them will reduce the Forest Service's expenditures associated with boundary management and fire suppression.

The Forest Service has instituted significant changes to the LWCF program for FY 2011 to align with Administration priorities and respond to input from OMB, Congress, and partners. A Forest Service panel selected the President's 2011 Project list based on selection criteria, revised to align with the WCF Act, the USDA Forest Service Strategic Plan FY 2007- FY 2012, and USDA's priorities. A template was used to standardize project submissions, and a new system is being used to track project success. The new criteria used to rank project proposals considers watershed protection, wetland preservation, critical habitat, adaptability to climate change, potential for land conversion, recreation opportunities, cultural resource preservation, siting in a Congressionally designated area, and cost savings gained through management efficiencies.

Acquisition of Lands for National Forests Special Acts; Acquisition of Lands to Complete Land Exchanges

The request includes \$1,050,000 for the Acquisition of Lands for National Forests Special Acts and \$250,000 for Acquisition of Lands to Complete Land Exchanges. These programs are funded at the same program level as FY 2010. Funds will be used to acquire lands that protect critical watersheds, address flood damaged areas, and protect forested lands and resources.

Past Performance

In FY 2009, the agency surpassed its lands purchase target by 112 percent. The majority of this increase was due to a 1,750- acre donation from The Nature Conservancy on the Lolo National Forest.

Program Description

Program Overview

Land Acquisition – The Land Acquisition program provides for the acquisition of lands, waters, and related interests within the NFS for outdoor recreation, conservation of open space, conservation of wildlife and threatened and endangered species habitat, watershed protection, resource management, and public access. Acquiring parcels through this program preserves the integrity of undeveloped lands and prevents their conversion to uses incompatible with agency objectives. Funding ensures that both traditional uses of private lands and public values of forest resources are protected for future generations. The Land Acquisition program plays an important role in restoring the ecosystem function and resiliency of landscapes in the face of climate change. These contributions include acquisition of lands to consolidate critical aquatic and terrestrial habitats, acquisition of watersheds that serve as natural

reservoirs for downstream water supply, and the acquisition of vegetated lands that sequester carbon. Land acquisition secures ecosystem services such as sequestration of atmospheric carbon, retention of snow and water in intact watersheds, and improvement of water quality. Maintaining these ecosystem services requires an integrated, landscape-level approach across land ownerships that can be facilitated through land purchases.

The program is delivered through the following activities:

Land Acquisition Management - Covers expenses to complete land acquisitions and donations, including costs associated with title search, appraisals, land acquisition surveys, and legal document preparation. Acquisition management funds also cover administrative costs associated with exchanges and donations when the land acquired through these methods are within an approved project area.

Purchase Land - Funds pay for the cost of purchased lands and land equalization cash payments for those exchanges that would otherwise qualify for purchase.

Acquisition of Lands for National Forests, Special Acts – This program provides for the acquisition of lands to protect watersheds, minimize soil erosion, and rehabilitate specified national forests in Nevada, Utah, and California.

Acquisition of Lands to Complete Land Exchanges – This program provides for the acquisition of lands through land exchanges with funds collected from the exchange or sale of NFS lands with State, county, or municipal governments, public school authorities, or non-Federal parties, when in the public interest to do so.

Allocation and Integration

Projects under the Land Acquisition program are selected using the agency's new Strategic Land Acquisition Rating System (SLARS). Criteria tie the selection process to the Land and Water Conservation Fund Act and the agency's strategic plan goals and objectives, and are used to identify and prioritize acquisitions to maximize the greatest public benefit. Congressionally-approved project funds are allocated to the benefiting regions as soon as all parties are ready to close on the sale of the property.

Acquisition management funding is allocated to the regions using criteria based on workload, including prior year accomplishments, previously unexpended appropriations, and new current fiscal year appropriations for projects.

Partnerships

The agency coordinates with other Federal agencies—such as the Bureau of Land Management, the National Park Service, the Department of Defense, and the U.S. Geological Survey. The Agency also coordinates with land trust organizations, local governments, Indian tribes and native corporations, conservation organizations, landowners, and other stakeholders. These agencies and organizations help to identify lands within, adjacent, and near the national forests and grasslands with high ecological, recreation, social, or economic values, and identify opportunities for partnership and coordinated conservation, eliminating redundant efforts. The program makes use of cost-shares from partners. The program creates and implements land stewardship strategies with other Federal land management agencies and leverages funds to secure high priority resource lands. In particular, the Federal Land Transaction Facilitation Act, operated by the Bureau of Land Management, has become a significant source of funding to purchase critical land parcels for inclusion in the NFS.

Table A
President's FY 2011 Project List^{1/}

Project Name	Forest	State	Amount
Rocky Fork	Cherokee	TN	6,000,000
Montana Legacy Completion	Flathead/Lolo	MT	6,000,000
Cube Cove	Tongass	AK	3,500,000
Packard Ranch - Phase III	Coconino	AZ	1,335,000
Hells Canyon NRA	Wallowa-Whitman	OR	2,800,000
Tenderfoot	Lewis & Clark	MT	4,000,000
Greater Yellowstone	Multiple	MT/ID	2,000,000
Missouri Ozarks	Mark Twain	MO	1,100,000
Idaho Wilderness Wild & Scenic Rivers	Salmon-Challis	ID	1,000,000
Uinta-Wasatch-Cache	Uinta-Wasatch-Cache	UT	500,000
Pacific NW Streams	Multiple	OR/WA	1,500,000
Ophir Valley	Uncompahgre	CO	1,000,000
North Carolina	NFs in North Carolina	NC	1,500,000
Summers Meadows	Humboldt-Toiyabe	CA	2,400,000
Sierra Nevada Checkerboard	Tahoe/Eldorado	CA	2,000,000
Lady C Ranch	Black Hills	SD	915,000
Shield Ranch	Coconino	AZ	1,500,000
Great Lakes/Great Lands (Upper)	Hiawatha/Ottawa	MI	1,300,000
Eldorado Meadows	Eldorado	CA	1,500,000
Little Echo Lake	Arapaho	CO	950,000
Columbia River Gorge NSA	Multiple	WA	850,000
Washington Cascade Ecosystem	Wenatchee	WA	1,500,000
Consolidation	Shasta-Trinity	CA	1,300,000
Minnesota Wilderness	Superior/Chippewa	MN	1,400,000
Suwannee Wildlife Corridor	NFs in Florida	FL	2,000,000
Upper Lochsa	Clearwater	ID	2,000,000
Fossil Creek	Coconino	AZ	900,000
Georgia Mountains	Chattahoochee-Oconee	GA	1,700,000
Russell Creek	Shoshone	WY	2,500,000
Clarion Wild and Scenic River	Allegheny	PA	1,300,000
Ashdown Gorge	Dixie	UT	1,414,000
Total Purchase			59,664,000
Acquisition Management			9,000,000
Critical Inholdings/Wilderness Protection			4,000,000
Cash Equalization			1,000,000
Total			73,664,000

^{1/} Project information required under H.R. 108-195 for operation and maintenance costs, third party involvement, and the long term national plan justification is being included in the project fact sheets provided under separate cover.

Budget Line Item Range Betterment Fund

(dollars in thousands)

	FY 2009 Enacted	FY 2010 Enacted	Pay & Other Cost Changes	Program Changes	FY 2011 President's Budget	Percent of Program Change
Range Betterment Fund						
Annual Appropriations	\$2,581	\$3,600	\$0	\$0	\$3,600	0%
Range Betterment Fund Total	\$2,581	\$3,600	\$0	\$0	\$3,600	0%
Annual Appropriation FTEs	11	12			12	
Total Full-Time Equivalents (FTEs)	11	12			12	

Table Note: FY 2006 accomplishment data underreported in the database of record. Reporting instructions clarified for FY 2007 forward.

	FY2006 Actual	FY 2007 Actual	FY 2008 Actual	FY2009 Actual	FY 2010 Target	FY 2011 Target
Range Betterment Fund						
Number of range structural improvements	44	270	516	374	500	370

FY 2011 Program Changes

The FY 2011 President’s Budget proposes \$3,600,000 for Range Betterment, the same program level as FY 2010. This program will emphasize essential structural and non-structural improvements prescribed in grazing allotment NEPA decision documents. Treatment of invasive plant species related to permitted livestock use will continue to be a priority for non-structural rangeland improvement work.

Past Performance

In FY 2009, 162 structures were constructed or improved using Range Betterment Funds and an additional 211 structures through other programs for a total of 374 structures. Range Betterment funds also accounted for 113,462 acres of rangeland vegetation improvement.

Authorities

Federal Land Policy and Management Act of 1976; (43 U.S.C. 1751) P.L. 94-579, as amended by, Public Rangelands Improvement Act of 1978 (43 U.S.C. 1751(b)(1) P.L. 95-514.

Program Overview

The Range Betterment program utilizes one-half of grazing receipts from national forests in the 16 Western States for range rehabilitation, protection, and improvements on the national forests from which the receipts were collected. Funds are allocated to the region where receipts are collected. Activities performed to arrest range deterioration and improve forage conditions include: construction of water developments to aid in livestock distribution, building fences to protect sensitive resources, and non-structural improvements to soil and vegetation cover on NFS lands. These activities enhance or stabilize vegetative conditions, improve water quality, maintain riparian areas and stream banks, and conserve threatened and endangered plant and animal species. Funds may also be used to treat noxious weeds that are present as a result of permitted livestock grazing.

Partnerships

Grazing permittees are significant partners in the implementation of rangeland betterment projects. Program funds are leveraged with permittees' investments to enhance livestock management. This partnership also provides a foundation for involving a variety of special interest organizations such as Trout Unlimited or State cattlemen's associations, further enhancing opportunities for rangeland betterment.

Budget Line Item Gifts, Donations, and Bequests for Forest and Rangeland Research

(dollars in thousands)

	FY 2009 Enacted	FY 2010 Enacted	Pay & Other Cost Changes	Program Changes	FY 2011 President's Budget	Percent of Program Change
Gifts, Donations, & Bequests for Research						
Annual Appropriations	\$50	\$50	\$0	\$0	\$50	0%
Gifts, Donations, & Bequests for Research Total	\$50	\$50	\$0	\$0	\$50	0%
Annual Appropriation FTEs	0	0			0	
Total Full-Time Equivalents (FTEs)	0	0			0	

FY 2011 Program Changes

The FY 2011 President’s Budget proposes \$50,000 for Gifts, Donations, and Bequest for Research, the same level as FY 2009.

Past Performance

In FY 2009, donations were received from individuals as well as businesses for the use of research work units and other organizational sub-units to further their research and development programs. The funds were used to purchase supplies and equipment, and to offset travel to training and seminars.

Program Overview

This special account serves for acceptance of gifts, donations, and bequests for deposit that are used to establish or operate any forest and rangeland research facility. These gifts or donations can be received from outside sources, such as individuals and businesses.

Budget Line Item Management of National Forest Lands for Subsistence Uses

(dollars in thousands)

	FY 2009 Enacted	FY 2010 Enacted	Pay & Other Cost Changes	Program Changes	FY 2011 President's Budget	Percent of Program Change
Mgt. of NF Lands for Subsistence Uses						
Annual Appropriations	\$5,000	\$2,582	\$24	\$0	\$2,606	0%
Mgt. of NF Lands for Subsistence Uses Total	\$5,000	\$2,582	\$24	\$0	\$2,606	0%
Annual Appropriation FTEs	18	10			10	
Total Full-Time Equivalents (FTEs)	18	10			10	

FY 2011 Program Changes

The request includes \$2,582,000 for the Management of National Forest Lands for Subsistence Uses (Subsistence) program, resulting in no change from FY 2010. The agency will continue to meet its responsibilities under the 1980 Alaska National Interest Lands Conservation Act (ANILCA) through an integrated management program and through use of other National Forest System funds.

Past Performance

In FY 2009, the Forest Service completed 11 management analyses specific to the national forests in Alaska. The agency also participated in rulemaking with Department of the Interior agencies across all of the Federal public lands in the State. In addition, 12 fisheries stock assessments, 3 population surveys for game species, 3 traditional ecological knowledge studies, and 5 in-season emergency special actions for the conservation of fish and wildlife were accomplished. Law enforcement personnel conducted fish and wildlife enforcement which included special emphasis patrols and education.

Authorities

Alaska National Interest Lands Conservation Act (16 U.S.C. 3210). This Act authorizes the Secretary of Agriculture to issue regulations relevant to the taking of fish and wildlife on public lands in the State of Alaska.

Program Overview

The Alaska National Interest Lands Conservation Act (ANILCA) provides rural Alaskan residents a subsistence priority to harvest fish and wildlife on Federal lands over sport and commercial uses. The statute is in direct conflict with the Alaska State Constitution, which prohibits granting subsistence priority to rural residents. As a result, the Federal government assumed responsibility for subsistence management on Federal public lands in 1990 and expanded its responsibility to Federally-reserved navigable waters in Alaska in 1999.

The Subsistence program is delivered through the following activities:

Regulatory – This activity includes an annual cycle of rule promulgation for harvesting fish and wildlife, in-season actions to address immediate conservation issues, and administration of harvest permits to manage use. The Alaska Regional Forester is delegated to act for the Secretary of Agriculture for all aspects of the Federal interagency program. Federal subsistence hunting and fishing regulations must be reviewed annually to ensure a sustained supply of wild food resources. The Forest Service receives up to 120 proposed changes to the existing regulations annually.

Information Gathering – This activity includes fish and wildlife monitoring necessary for regulatory purposes and to ensure the conservation of fish and wildlife. Most monitoring is implemented through contracts and agreements with tribal and other local organizations, and with the State of Alaska. Collection and analysis of critical information is used to substantiate which regulatory changes should be implemented, and justification for those which cannot be supported.

Law Enforcement and Education – This activity includes enforcement of Federal regulations for the taking of fish and wildlife on 22 million acres, approximately 75 waterways and navigable lakes, and areas of the Prince William Sound. It also includes education of subsistence users and others to reduce the need for enforcement action. Enforcement of Federal subsistence hunting and fishing regulations requires protecting the subsistence priority and conserving healthy fish and wildlife populations.

Appropriation **Wildland Fire Management**

(dollars in thousands)

	FY 2009 Enacted	FY 2010 Enacted	Pay & Other Cost Changes	Program Changes	FY 2011 President's Budget	Percent of Program Change
Wildland Fire Management						
Annual Appropriations	\$2,131,630	\$2,103,737	\$16,180	-\$47,567	\$2,072,350	-2%
Supplemental & Emergency Funding - Fire	\$200,000	\$0	\$0	\$0	\$0	
Supplemental & Emergency Funding - ARRA	\$500,000	\$0			\$0	
Wildland Fire Management Total	\$2,831,630	\$2,103,737	\$16,180	-\$47,567	\$2,072,350	-2%
Annual Appropriation FTEs	12,271	14,579			14,568	
Supplemental & Emergency Funding - Fire FTEs	254	0			0	
Supplemental & Emergency Funding - ARRA	30	36			0	
Total Full-Time Equivalents (FTEs)	12,555	14,615			14,568	
Wildland Fire Management						
Preparedness	\$675,000	\$675,000	\$9,387	\$323,839	\$1,008,226	48%
Fire Operations - Suppression	\$993,947	\$997,505	\$3,834	-\$406,339	\$595,000	-41%
Hazardous Fuels	\$328,086	\$340,285	\$2,639	\$6,523	\$349,447	2%
NFP Rehabilitation & Restoration	\$11,500	\$11,600	\$35	-\$2,600	\$9,035	-22%
NFP Research & Development	\$23,917	\$23,917	\$143	\$0	\$24,060	0%
Joint Fire Science Program	\$8,000	\$8,000	\$9	\$0	\$8,009	0%
NFP Forest Health Management - Federal Lands	\$17,252	\$20,752	\$2	-\$6,312	\$14,442	-30%
NFP Forest Health Management - Cooperative Lands	\$9,928	\$11,428	\$27	-\$4,428	\$7,027	-39%
NFP State Fire Assistance	\$55,000	\$71,250	\$104	-\$21,250	\$50,104	-30%
NFP Volunteer Fire Assistance	\$9,000	\$9,000	\$0	-\$2,000	\$7,000	-22%
Collaborative Forest Landscape Restoration Fund	\$0	\$10,000	\$0	-\$10,000	\$0	-100%
Rescission of Prior Year Unobligated Balances	\$0	-\$75,000	\$0	\$75,000	\$0	0%

*In FY 2011 the Collaborative Forest Landscape Restoration Fund is being requested under the National Forest Systems appropriation.

(dollars in thousands)

	FY 2009 Enacted	FY 2010 Enacted	Pay & Other Cost Changes	Program Changes	FY 2011 President's Budget	Percent of Program Change
FLAME Wildfire Suppression Reserve Fund						
Annual Appropriations	\$0	\$413,000		(\$122,000)	\$291,000	-30%
FLAME Wildfire Suppression Reserve Fund Total	\$0	\$413,000		(\$122,000)	\$291,000	-30%
Presidential Wildland Fire Contingency Reserve						
Annual Appropriations	\$0	\$0		\$282,000	\$282,000	0%
Presidential Wildland Fire Contingency Reserve Total	\$0	\$0		\$282,000	\$282,000	0%

Wildland Fire Management Programs

The FY 2011 President's Budget proposes \$2,072,350,000 for Wildland Fire Management, a program decrease of \$47,567,000 below the FY 2010 level. This is largely the result of decreases in funding requested for National Fire Plan activities as well as a shift in funding for the Collaborative Forest Landscape Restoration Fund from this account to the National Forest System. The budget request also includes, in separate appropriation accounts, \$291 million for a FLAME Wildfire Suppression Reserve Fund and \$282 million for a contingency reserve account. The request funds programs that protect life, property, and natural resources on 193 million acres of National Forest System (NFS) land and an

additional 20 million acres of adjacent State and private lands protected through fee or reciprocal protection agreements.

The Wildland Fire Management program recognizes the importance of integrating fire as a critical natural process in land and resource management plans and activities, managing wildfire across landownership boundaries, and applying the best available science. The Forest Service will reduce fuels on approximately 1,600,000 acres of national forest and adjacent lands within the Wildland Urban Interface (WUI), with Community Wildfire Protection Plans (CWPPs) identifying areas to be treated.

This request continues the President’s commitment to responsibly budget for wildfires. The 10-year average of suppression costs is fully funded, and the allocations between preparedness and suppression funds have been adjusted to ensure that readiness needs are fully funded for this fiscal year. Suppression funding will come from both the regular suppression account and the FLAME Wildfire Suppression Reserve Fund account. The new three-tier system of suppression, FLAME, and Contingency funds requires different levels of responsibility for authorizing the expenditure of funds including the Secretary of Agriculture and the President of the United States in the chain of command for wildfire suppression. This will ensure that fire management resources are used in a cost-effective manner in high priority areas, such as the Wildland Urban Interface (WUI), and that sufficient funds are available to fight fires without diverting funds from other critical Forest Service programs and activities.

Shifts in aviation, personnel and overhead costs to the suppression budget line item have masked the true cost of the agency’s readiness needs. An analysis of base preparedness requirements is an essential element of this year’s firefighting budget reforms. The request displays and includes the costs of aviation assets and cost pools that have been shifted into the Suppression account during the past 6 years: FY 2005 – FY 2010. These program readiness costs have been shifted back into the Preparedness account resulting in an increased Preparedness request and a decreased Suppression request with no net change in resource availability from FY 2010. The request also accurately funds the Preparedness account.

Total Suppression Funding Available in FY 2011

Account	FY 2011 Budget Request
Suppression account	\$ 595,000,000
FLAME Wildfire Contingency Reserve	\$ 291,000,000
Presidential Wildland Contingency Reserve	\$ 282,000,000
<i>Sub-total</i>	<i>\$ 1,168,000,000</i>
Costs now appropriately covered under Preparedness account	\$ 333,000,000
Total FY2011 Suppression Funds Available (provided for historical comparison)	\$ 1,501,000,000

The FY 2011 President’s Budget also builds off of the investments made through the American Recovery and Reinvestment Act of 2009 (ARRA). The ARRA provided \$1.15 billion to the Forest Service in order to create jobs and help promote economic recovery, including \$500 million to fund including the removal of hazardous fuels.

Budget Line Item Preparedness

(dollars in thousands)

	FY 2009 Enacted	FY 2010 Enacted	Pay & Other Cost Changes	Program Changes	FY 2011 President's Budget	Percent of Program Change
Preparedness						
Annual Appropriations	\$675,000	\$675,000	\$9,387	\$323,839	\$1,008,226	48%
Preparedness Total	\$675,000	\$675,000	\$9,387	\$323,839	\$1,008,226	48%
Annual Appropriation FTEs	6,246	6,246			6,900	
Total Full-Time Equivalents (FTEs)	6,246	6,246			6,900	

	FY 2006 Actual	FY 2007 Actual	FY 2008 Actual	FY 2009 Actual	FY 2010 Target	FY 2011 Target
Preparedness						
Percent change from the 10-year average for the number of wildfires controlled during initial attack.	-0.4%	-1.0%	-0.4%	0.3%	0.5%	0.5%
Percent change from the 10-year average for the number of human caused wildfires.	4.5%	-0.9%	2.0%	5.0%	-1.0%	-1.0%

True Cost of Preparedness is Accurately Reflected in the FY 2011 Budget

	FY 2009 Enacted	FY 2010 Enacted	FY 2011 President's Budget	FY 2011 vs. FY 2010
Preparedness	675,000	675,000	1,008,226	+333,226

FY 2011 Program Changes

The FY 2011 President’s Budget proposes \$1,008,226,000 for the Preparedness, a program increase of \$323,839,000 over the FY 2010 level. This increase represents a restructuring of the preparedness and suppression accounts to fully reflect the costs of readiness resources and program management. This shift is offset by a corresponding decrease in the suppression request. In past years aviation and cost pools related to preparedness were paid out of the suppression account in order to maintain initial attack suppression capability. Unfortunately, this procedure artificially inflated the 10-year average cost of fire suppression. Therefore, the Forest Service has now properly re-aligned the budget to ensure that preparedness costs are fully identified separate from suppression. This will affect future computations of the 10-year average.

The request funds readiness resources, as displayed in the table below, to efficiently respond to unplanned wildland fires. Once an unplanned fire occurs responding resources are funded through the Suppression account. The Preparedness program objective is to ensure agency capability to protect life, property, and natural resources in an efficient, cost-effective manner on 193 million acres of National Forest System land and 20 million acres of adjacent State and private lands protected through fee or reciprocal protection agreements. Firefighter and public safety are the primary considerations for all operations.

In FY 2011, the agency will continue to emphasize strategies to increase operational efficiency, including: the use of Predictive Services to analyze fire season potential to strategically deploy firefighting resources; the use of risk-informed, performance-based fire suppression strategies; the deployment of web based decision support tools at the incident and landscape scale (e.g., Wildland Fire Decision Support System and Fire Program Analysis); the development, enhancement, and integration of technology applications such as: Resource Order and Status System, I-SUITE, and VIPR; the centralization of aviation assets; the use of exclusive use aviation contracts; and the realignment of leadership and support positions where appropriate.

Resource Summary: FY 2008 - 2011

Resource	FY08 Actual	FY09 Actual	FY10 Planned	FY11 Estimated
Firefighters (FFTR) – Total is inclusive of categories below	10,480	10,480	10,480	10,480
Type I Interagency Hot Shot Crews (twenty person)	67 crews 1,340 FFTR	67 crews 1,340 FFTR	67 crews 1,340 FFTR	67 crews 1,340 FFTR
Other Firefighters	8,420	8,420	8,420	8,420
Smoke Jumpers	320	320	320	320
Prevention Technicians	400	400	400	400
Engines	950	950	950	950
Heavy Equipment – Dozers, Tractor Plow Units, Tenders	210	210	210	210
Helicopters				
Type 1*	18 & (17)	(28)	(26)	26
Type 2*	34	31 & (10)	(41)	41
Type 3*	53	53	(52)	52
Airtankers				
Large Airtankers	(up to 20)	(19)	(up to 19)	up to 19
Single Engine Airtanker	2	2	2	2

* Numbers in brackets indicate resources previously funded under Suppression.

The Forest Service will continue its strategy to deploy, assess, and improve the Fire Program Analysis system. The system provides an interagency investment analysis of initial response, hazardous fuels, and suppression, displaying resource, cost, and effectiveness trade-offs between program components relative to performance metrics. In FY 2011, the Forest Service will provide approximately \$1.9 million for operation and maintenance of the system and implementation and science support staff. The full cost of system development through FY 2010 is projected at \$43.9 million, which is shared equally with the Department of the Interior. This cost does not include approximately \$10 million contributed by the five Federal wildland fire agencies during the development process.

Reviews of the *FY 2009 Analysis* concluded that the system and underlying science assisted managers in answering fire planning and budgeting questions. Some data and model issues needed to be corrected or improved. Many of the recommended adjustments are in place for the *FY 2010 Analysis*. These adjustments will increase data consistency and quality which will increase confidence in the outputs. Additionally, an external scientific peer review will be conducted in FY 2010 to provide further insight into the system and its application. Assessment of the *FY 2010 Analysis*, findings of the external review, and ongoing and planned system enhancements will ensure that the system is improved each year and that it continues to meet its key objectives. Additional information is available at: <http://www.fpa.nifc.gov/>.

Past Performance

The agency’s preparedness performance measures identify key program outcome and efficiency measures that focus on reducing fire risk. These measures track the agency’s success in reducing human-caused wildfires and maintaining its ability to control wildfires effectively. In FY 2009, the number of human-

caused wildfires was 5.1 percent above the 10-year average. This measure has significant variability over the 10-year period and is affected by local weather. These local fire conditions account for the small percent increase seen in FY 2009 and do not indicate a long-term trend in the frequency of human caused fires. The agency's initial attack success rate was within 0.3 percent of the 10-year average and indicates that the agency is maintaining ability to respond effectively to wildfires. Additionally, the Forest Service is implementing the *National Fire and Aviation Management Strategic Plan* which provides a framework for cost efficient and effective activities that support agency objectives.

Program Description

Overview

The Preparedness program protects National Forest System (NFS) lands from wildfire damage by deploying firefighters and other suppression resources to reduce threats to life and values at risk, commensurate with land management objectives. It provides the basic fire organization capability to prevent forest fires and ensure prompt and effective initial response operations to wildfires. Key components of mission delivery are readiness capability (expressed via resources and capability) and program leadership necessary to ensure safe and effective operations. Mission delivery also includes planning, prevention, detection, information and education, training, equipment, advancement of technology, program analysis and reviews, and other fire program management activities.

Allocation and Integration

Preparedness funds are allocated to regions based on predicted fire activity and anticipated workloads. The placement, and associated funding allocations, of specific resources considers logistical and mobilization efficiencies. The agency's overall readiness capability and resource geographical placements have been established through various fire planning and budgeting analyses. However, as the fire season develops and ongoing risk is assessed, national resources are repositioned to ensure timely and effective responses. Predictive services and other resources are used to analyze potential seasonal fire activity to guide strategic placement of resources.

The Forest Service will continue deployment and assessment of the Fire Program Analysis system. Interagency fire planning units are scheduled to complete their *FY 2010 Analysis* in the spring of 2010. In FY 2010, an interagency team will be assigned to assist with the national analysis process that will be used by agency headquarters to guide final allocations to the field and to offer advice on specific aspects of implementation. Then a national analysis and outputs will be used to inform and develop FY 2011 and FY 2012 fire planning and budget processes and decisions. Specifically, these outputs will be used in the formulation of the FY 2012 federal wildland fire management preparedness and hazardous fuels programs and budgets. Outputs from the *FY 2010 Analysis* will also be used to evaluate FY 2011 program budget allocations relative to the agency's potential performance. As data consistency and quality improve the Forest Service will gain greater confidence in outputs. As this occurs, the agency will collaboratively propose program and budget changes to increase efficiencies and support the agency's stated goals and objectives.

Partnerships

The Preparedness program has numerous partnerships with other Federal agencies and States which include protection agreements, collaborative research efforts, and development of an interagency fire planning and budgeting analysis system (Fire Program Analysis). The agency also collaborates with cooperators in training, planning, equipment use contracts, and interagency fire coordination centers.

The Forest Service both sponsors and participates in interagency training exercises. Municipal, State, and other fire, emergency, and medical professionals are actively recruited for incident training drills. The experience and education provided to the participants strengthens job performance and communication throughout the United States emergency response community.

Budget Line Item Suppression

(dollars in thousands)						
	FY 2009 Enacted	FY 2010 Enacted	Pay & Other Cost Changes	Program Changes	FY 2011 President's Budget	Percent of Program Change
Fire Operations - Suppression						
Annual Appropriations	\$993,947	\$997,505	\$3,834	-\$406,339	\$595,000	-41%
Supplemental & Emergency Funding - Fire	\$200,000	\$0	\$0	\$0	\$0	
Fire Operations - Suppression Total	\$1,193,947	\$997,505	\$3,834	-\$406,339	\$595,000	-41%
Annual Appropriation FTEs	2,987	5,657			5,003	
Supplemental & Emergency Funding - Fire	0	0			0	
Total Full-Time Equivalents (FTEs)	2,987	5,657			5,003	

	FY 2006 Actual	FY 2007 Actual	FY 2008 Actual	FY 2009 Actual	FY 2010 Target	FY 2011 Target
Fire Operations - Suppression						
Percent of fires not contained in initial attack that exceed a Stratified Cost Index (SCI)	26.5%	22.0%	24.3%	22.0%	19.0%	18.0%
Three-year average percent of fires not contained in initial attack that exceed a Stratified Cost Index (SCI)	N/A	23.9%	22.4%	20.4%	20.4%	19.6%

Total Suppression Funding Available in FY 2011

Account	FY 2011 Budget Request
Suppression account	\$ 595,000,000
FLAME Wildfire Contingency Reserve	\$ 291,000,000
Presidential Wildland Contingency Reserve	\$ 282,000,000
<i>Sub-total</i>	<i>\$ 1,168,000,000</i>
Costs now appropriately covered under Preparedness account	\$ 333,000,000
Total of All FY2011 Suppression Funds Available (provided for historical comparison)	\$ 1,501,000,000

FY 2011 Program Changes

The FY 2011 President's Budget proposes \$595,000,000 for Suppression. This level reflects a change based on a realignment of aviation assets and cost pools that had been shifted from Preparedness to Suppression in the past 6 years and funding of the FLAME Act account. The request represents the most recent 10-year average suppression cost adjusted for inflation and includes indirect costs related to suppression as required by Congress. The Budget also proposes \$291,000,000 for funding the FLAME Act account. Further, in recognition that the 10-year average may not always be sufficient; a \$282,000,000 Contingency Reserve for fighting catastrophic wildfires is also proposed. (See the account for the FLAME Act fund and the Contingency Reserve later in this chapter for more information.)

The Suppression account funds activities to suppress wildland fires on or threatening NFS lands, other Federal lands, and 20 million acres of non-Federal lands under fire protection agreements. Funding for the Wildland Fire Suppression program will enable the agency to respond to unplanned wildland fire incidents which threaten lives, property, and resources on more than 210 million acres of agency-protected lands.

In recent years, fires have become larger and more difficult to suppress due to a variety of factors, stemming from climate change, persistent drought and hazardous fuels conditions and the increased magnitude and complexity of the Wildland-Urban Interface (WUI). As use of Federal firefighting resources to address more complex fires has grown, so have the costs of the 10-year average of annual fire suppression expenditures.

The Forest Service recognizes the financial impact of WUI suppression activities on costs and will continue to aggressively pursue cost-mitigation measures including: focusing the majority of hazardous fuels funding for treatments in the WUI; utilizing risk-informed performance based suppression strategies; clarifying roles and responsibilities in the WUI; utilizing appropriate cost-share agreements; and deploying decision support tools.

The FY 2011 Budget represents an important development in the management and oversight of wildfire suppression operations. The USDA Forest Service and the Department of the Interior are committed to restoring the resilience and diversity of fire-adapted ecosystems on the landscape consistent with public safety needs. The agencies will identify, establish, and maintain necessary governance and risk management protocols that will guide program management and incident response with the application of resources to reduce the unnecessary risk to firefighter safety in the short term and to the long-term resiliency of fire-adapted ecosystems.

A key component of this effort is reflected in the FY 2011 Budget, which for each agency proposes a new three-tier system of (1) a regular suppression account, (2) the FLAME Wildfire Suppression Reserve Fund account, and (3) a Presidential Wildfire Contingency Reserve account. Each account requires a different level of responsibility for authorizing the expenditure of funds and includes the Secretaries of Agriculture and the Interior and the President in the chain of command for wildfire suppression. Each element of this structure – Wildland Fire Management funding for suppression operations accountable to the agency’s senior line officers; the FLAME Fund resources available to the respective Secretary to whom the agency’s senior line officers are accountable; and the Contingency Reserve made available subject to a finding by the President and to whom the respective Secretaries are accountable- forms a comprehensive framework that aligns funding, operations, performance, and accountability within a well-defined budget structure and clear chain of command.

In FY 2011, the Forest Service will allocate funds from the Suppression account for initial attack firefighting activities. As fires escape initial response, and as Type 1 or Type 2 Incident Management teams are assigned to those escaped incidents, a risk assessment and a formal risk decision will be made. This will become part of the declaration for a request to the Secretary of Agriculture to move funds from the FLAME Act account into the Suppression account pursuant to the provisions set forth in the Act. The FLAME fund is the second tier of responsibly budgeting for wildfire suppression.

The Forest Service will continue deployment and improvement of the Wildland Fire Decision Support System (WFDSS). This system is structured to provide access to a suite of decision support tools, documentation of fire-management decisions, and long-term operational plans when needed. WFDSS supports managers in analyzing risks and decision making regarding strategies and tactics on wildland fires. WFDSS is a cost-effective decision-analysis process for all fires and is replacing previous systems.

Implementation of the updated guidance for the Federal Wildland Fire Policy will continue to be supported by WFDSS and the National Fire Decision Support Center (NFDSC).

The Forest Service will also expand its managing wildfires to meet land management objectives. The Forest Service will make a concerted effort to allow fire to return to the landscape when these fires will improve the health of the forest and when risks to safety and communities make it appropriate to do so.

Past Performance

The Forest Service suppression performance measures are program outcome and efficiency measures that focus on reducing fire risk. To help analyze suppression costs the agency uses an efficiency measure that compares actual to expected suppression costs via a stratified cost index (SCI). SCI is developed geographically based on the number of large fires in the preceding 10 years and indicates those fires with costs more than one standard deviation higher or lower than expected. In real time, the SCI provides a comparison of a fire's expenditures to historical fires with similar characteristics, increasing cost awareness and providing a basis for fire incident budgeting.

SCI is also used to monitor mid- and long-term suppression expenditure trends. The number of incidents exceeding the SCI decreased from 24.3 percent in FY 2008 to 22.0 percent in FY 2009. Contributing factors include a less severe fire season in many areas of the country and an emphasis on directing resources to those National Forests where large fires often occur. National Incident Management Organization (NIMO) teams are actively engaging these Forest and local communities in risk assessment and the development of risk-informed decision making. The agency will continue to strive to increase incident-management efficiency. To that end, the agency is implementing the *National Fire and Aviation Management Strategic Plan* which provides a framework for cost efficient and effective activities that support agency. The Forest Service is continuing the development of Large Fire Management Protocols and Risk Assessment on those National Forests that historically have experienced the majority of large fire suppression expenditures.

Program Description

This program provides resources to efficiently suppress wildland fires on or threatening NFS lands and other Federal and non-Federal lands under fire protection agreements. The program funds firefighter salaries (including NIMO salaries), equipment operation, aviation use, incident support costs, administrative costs, and other costs associated with fire suppression. The agency provides suppression resources to the Department of the Interior on a reciprocal non-reimbursement basis. In addition, the Suppression program funds personnel and resources for the following activities:

Attainment of Resource Benefits (formerly Wildland Fire Use) - Management of naturally ignited, unplanned wildland fires on NFS lands to accomplish resource management, ecological restoration, and fuels reduction goals consistent with the revised guidance for the implementation of the federal wildland fire policy and land management plan direction.

Burned Area Emergency Response - Post-fire actions on NFS lands to prevent or minimize unacceptable erosion and loss of soil productivity, deterioration of water quality and downstream damage, changes to ecosystem function, establishment of non-native invasive species, and degradation of cultural and natural resources.

Severity - Increases readiness and response capability when predicted or actual burning conditions exceed those planned and when ignitions are deemed imminent. This capability is also used during early or extended fire seasons.

Non-fire Emergency Management - Supports the Department of Homeland Security, and the Federal Emergency Management Agency through Forest Service participation in the National Response Framework and other activities authorized by the Stafford Act 42 U.S.C. 5121, as amended.

The suppression program places an emphasis on contracting efficiencies, management accountability, risk-informed decisions, and decision-support tools that will help the agency assess and mitigate risks to firefighters and the public and identify and implement efficiencies that contribute to cost reductions and efficient management. Specific actions include utilizing an integrated system to procure firefighting assets; strengthening funds management by establishing fiscal boundaries and monitoring protocols; establishing incident performance metrics; estimating and monitoring budgets for large fires; and implementing updated guidance for the *Federal Wildland Fire Policy* supported by the WFDSS and NFDSC.

Partnerships

The agency maintains strong partnerships with other Federal agencies, States, local government entities, and contractors which are essential to ensure protection of life, property, and resources through cost effective and efficient operations.

Budget Line Item **Fire Operations – Other**

	(dollars in thousands)					
	FY 2009 Enacted	FY 2010 Enacted	Pay & Other Cost Changes	Program Changes	FY 2011 President's Budget	Percent of Program Change
Fire Operations - Other						
Annual Appropriations	\$462,683	\$496,232	\$2,959	-\$30,067	\$469,124	-6%
Fire Operations - Other Total	\$462,683	\$496,232	\$2,959	-\$30,067	\$469,124	-6%
Annual Appropriation FTEs	3,038	2,676			2,665	
Total Full-Time Equivalents (FTEs)	3,038	2,676			2,665	
Fire Operations - Other						
Hazardous Fuels	\$328,086	\$340,285	\$2,639	\$6,523	\$349,447	2%
NFP Rehabilitation & Restoration	\$11,500	\$11,600	\$35	-\$2,600	\$9,035	-22%
NFP Research & Development	\$23,917	\$23,917	\$143	\$0	\$24,060	0%
Joint Fire Science Program	\$8,000	\$8,000	\$9	\$0	\$8,009	0%
NFP Forest Health Management - Federal Lands	\$17,252	\$20,752	\$2	-\$6,312	\$14,442	-30%
NFP Forest Health Management - Cooperative Lands	\$9,928	\$11,428	\$27	-\$4,428	\$7,027	-39%
NFP State Fire Assistance	\$55,000	\$71,250	\$104	-\$21,250	\$50,104	-30%
NFP Volunteer Fire Assistance	\$9,000	\$9,000	\$0	-\$2,000	\$7,000	-22%

Budget Line Item **Fire Operations – Other**
Hazardous Fuels

(dollars in thousands)

	FY 2009 Enacted	FY 2010 Enacted	Pay & Other Cost Changes	Program Changes	FY 2011 President's Budget	Percent of Program Change
Hazardous Fuels						
Annual Appropriations	\$328,086	\$340,285	\$2,639	\$6,523	\$349,447	2%
Hazardous Fuels Total	\$328,086	\$340,285	\$2,639	\$6,523	\$349,447	2%
Annual Appropriation FTEs	2,737	2,376			2,376	
Total Full-Time Equivalents (FTEs)	2,737	2,376			2,376	

	FY 2006	FY 2007 Actual	FY 2008 Actual	FY 2009 Actual	FY 2010 Target	FY 2011 Target
Hazardous Fuels						
Acres of wildland-urban interface (WUI) high-priority hazardous fuels treated	N/A	1,138,351	1,944,268	2,189,820	1,470,000	1,600,000
Percentage of total National Forest System land base for which fire risk is reduced through movement to a better condition class.	1.1%	1.9%	2.1%	2.4%	3.0%	3.1%
Number of acres maintained and improved by treatment category (prescribed fire, mechanical treatment, and wildland fire use).	N/A	N/A	1,211,395	1,945,927	1,300,000	1,238,095
Percent of acres maintained and improved by treatment category (prescribed fire, mechanical treatment, and wildland fire use) that changed condition class.	N/A	N/A	27%	27%	30%	30%
Number of acres restored and maintained per million dollars gross investment.	N/A	N/A	4,103	4,482	3,900	3,614
Acres moved to a better condition class per million dollars gross investment.	1,934	1,809	1,721	1,487	1,500	1,428
Number of acres treated to restore fire-adapted ecosystems which are moved toward desired conditions	991,075	970,641	699,062	799,215	1,180,000	960,000
Percent of acres treated to restore fire-adapted ecosystems which are moved toward desired conditions	39%	32%	23%	27%	49%	40%
Number of acres treated to restore fire-adapted ecosystems which are maintained in desired conditions.	830,081	1,022,144	986,507	1,146,720	1,128,000	1,200,000
Percent of acres treated to restore fire-adapted ecosystems which are maintained in desired conditions.	33.0%	33.0%	32.0%	38.0%	47.0%	50.0%
Percent of treated acres identified in Community Wildfire Protection Plans or equivalent plans.	17.0%	24.7%	36.0%	41.0%	41.0%	75.0%

FY 2011 Program Changes

The FY 2011 President's Budget proposes \$349,447,000 for Hazardous Fuels, a program increase of \$6,523,000 from the FY 2010 level. The Forest Service will reduce fuels on approximately 1,600,000 acres of national forest and adjacent lands, focusing on treating the highest priority acres in the Wildland Urban Interface (WUI).

Forest Service research has shown that home ignitability usually is not effectively changed by vegetation modification outside of the WUI. Beginning in FY 2011, the Forest Service will focus fuel management activities to mitigate hazards and enhance the ability to control fires in the wildland/urban interface (WUI).

Funding for hazardous fuels treatments in the WUI will be focused in communities that have identified acres to be treated in Community Wildfire Protection Plans (or the equivalent) and have made an investment in implementing local solutions to protection against wildland fire. Hazardous fuels funds are to be predominantly focused on projects within the WUI. The agency is proposing to treat 1.6 million acres in the WUI in FY 2011. Some funds can be provided for a limited number of projects outside the WUI provided they are identified through the agency prioritization process and are located in proximity to the WUI.

The strategy of focusing on high priority fuels within the WUI will help deter the risks to communities posed by wildfires. In addition, hazardous fuels treatments reduce safety risks to firefighters and reduce wildfire suppression costs. The hazardous fuels program requires that a fuels treatment effectiveness assessment be completed for every wildfire that starts in, or burns in to, a fuel treatment.

The Hazardous Fuels program will continue to fund the biomass grants program administered by the Technology Marketing Unit at the Forest Products Lab at \$5 million dollars. Since FY 2005, the Hazardous Fuels program has provided funding for this successful grants program, which is targeted at small businesses, to help build capacity for biomass utilization in support of fuel reduction and restoration. Biomass utilization will provide an alternative residue management strategy contributing to rural economic vitality and national energy security.

In FY 2011, two programs authorized in the 2008 Farm Bill (The Food, Conservation, and Energy Act of 2008) will be fully funded within the Hazardous Fuels program to encourage market development for biomass materials. The Forest Biomass for Energy Program, which is administered by research and development, is funded at \$15 million. The Community Wood Energy Program, a State and private forestry grant program is funded at \$5 million.

The Budget also funds the institutes established under the Southwest Forest Health and Wildfire Prevention Act of 2004 (P.L. 108-317) to enhance the capacity to develop, transfer, apply, monitor, and update practical science-based forest restoration treatments that will reduce the risk of severe wildfires, and improve the health of dry forest and woodland ecosystems in the interior West at \$1.5 million.

Past Performance

The Hazardous Fuels program efficiently utilized funds and resources in FY 2009 to exceed its acreage target (over 3.5 million acres) for fuels treatments on national forest and adjacent lands. In addition, targets were exceeded for WUI treatments and treatment of areas identified in CWPPs. FY 2009 marked the first year of tracking the ecological benefits of some naturally ignited fires. Field monitoring found

that about 300,000 acres burned by naturally ignited fires benefited ecosystems by moving them toward desired conditions outlined in land management plans.

While the Forest Service achieved fuel reduction planned results for all acres treated in FY 2009 to restore fire-adapted ecosystems, the number of acres moved toward and maintained in desired conditions was below the planned result. A variety of factors influenced the ability to meet these goals, including weather, resource availability, and the number of treatments required. The agency continued to target more strategic acres for treatment, many of which were in the more costly WUI. The Forest Service achieved the annual results planned for the measure “percentage of acres treated in the Wildland Urban Interface that have been identified in Community Wildfire Protection Plans”. As of FY 2009, the agency has awarded a total of \$24 million dollars to 78 grant recipients in 19 states. The grants program contributed to at least one million tons of green biomass used from NFS lands in FY 2009.

Natural processes, such as long-term drought and the severity of the fire season, as well as resource availability, affected the “acres treated to restore fire-adapted ecosystems” measure, resulting in fluctuations in annual performance and trend. While the agency continues to meet “total acres treated” goals, it often takes multiple treatments to move an area toward desired conditions and it may take repeated entries over time to maintain an area in desired condition. In addition, numerous types of projects contributed toward achievement of treatment goals, not all of which were specifically designed to change fire regime condition class (the method currently used to calculate movement toward and maintenance in desired condition). For example, many treatments were designed to reduce risk to communities or sensitive watersheds. These types of treatments may not have changed condition class, though they achieved their hazard reduction goals. Lastly, the agency continues to increase its focus on treating more strategic acres, many of which were in the more costly WUI areas. All of these factors affected the agency’s ability to meet planned goals for moving and maintaining acres in desired conditions in FY 2009.

Program Description

Program Overview

The Hazardous Fuels program helps to restore forest landscape health and reduce wildfire risks while also facilitating a reliable and sustainable supply of woody biomass that can create domestic, renewable energy. The Hazardous Fuels biomass grant programs help rural communities to develop diverse natural resource-based economies centered on forest ecosystem restoration and renewable energy. The program reduces the quantity or changes the arrangement of living and dead hazardous fuels in forests, woodlands, shrublands, and grasslands through prescribed burning, mechanical treatments, and other methods, in order to create and maintain resilient and sustainable landscapes. These activities restore fire-adapted ecosystems and reduce the intensity, severity, or effects of wildland fire to within acceptable ecological parameters that are consistent with land management plan objectives. The fuels treatment program focuses on reducing the risks of wildland fire and long-term damage to resources and property.

Forest Service research has shown that home ignitability usually is not effectively changed by vegetation modification outside of the WUI. Beginning in FY 2011, the Forest Service will focus fuel management activities to mitigate hazards and enhance the ability to control fires in the wildland/urban interface (WUI). Hazardous fuels reduction treatments have dramatically altered problem fire behavior and enabled wildland firefighters to suppress wildfires more safely and cost-effectively. Many successful wildland firefighting operations can be attributed to an active hazardous fuels reduction program.

The LANDFIRE system continues to be an important program for the Hazardous Fuels program. This ongoing multi-partner program produces a consistent and comprehensive national vegetation and fuel

map covering all ownerships in the United States. LANDFIRE mapping was completed for the entire United States in 2009. LANDFIRE is now working on “Refresh”, a nation-wide effort to update and improve the initial mapping. LANDFIRE products help land managers prioritize areas for hazardous fuel reduction and ecological restoration, and are routinely used to support wildland fire suppression decisions. Specifically, they support HFPAS, Fire Program Analysis, the Wildland Fire Decision Support System (WFSS), and the State and Private Forestry Redesign analysis tool. They also feed directly into the Southern and Western States Wildfire Risk Assessments. During FY 2010, the program will transition into a lower cost operation and maintenance mode.

Allocation and Integration

In 2011, the Forest Service will modify the Hazardous Fuels Prioritization and Allocation System (HFPAS) to reflect program priorities, including WUI. The agency will establish in the next three months a clear and accountable method for allocating the \$349 million in funds to high priority fuels treatments, and will use it to fund the highest priority projects nationally. The Forest Service will prioritize the allocation of its funding for hazardous fuels treatments, and will use it to fund the highest priority projects nationally. Forest Service will prioritize the allocation of its funding for hazardous fuels treatments to communities that have identified acres to be treated in Community Wildfire Protection Plans and have made an investment in implementing local solutions to protection against wildland fire.

Partnerships

In addition to the integrated efforts within the Forest Service, the hazardous fuels reduction program works with outside partners to address the wildland fire threats on other Federal, State, and private lands. The agency makes efficient use of its authorities to conduct fuel treatments on adjacent non-Federal lands, partner with local communities in the development of CWPPs, coordinate fuel treatment programs with Department of the Interior agencies, and conduct treatments on NFS lands in cooperation with non-governmental organizations.

Budget Line Item **Fire Operations – Other
Rehabilitation and Restoration**

	(dollars in thousands)					
	FY 2009 Enacted	FY 2010 Enacted	Pay & Other Cost Changes	Program Changes	FY 2011 President's Budget	Percent of Program Change
NFP Rehabilitation & Restoration						
Annual Appropriations	\$11,500	\$11,600	\$35	-\$2,600	\$9,035	-22%
NFP Rehabilitation & Restoration Total	\$11,500	\$11,600	\$35	-\$2,600	\$9,035	-22%
Annual Appropriation FTEs	44	43			32	
Total Full-Time Equivalents (FTEs)	44	43			32	

FY 2011 Program Changes

The FY 2011 budget request for Rehabilitation and Restoration is \$9,035,000, reflecting a program level decrease of \$2,600,000 from FY 2010. Emphasis continues to be on the reestablishment of native vegetation on National Forest System (NFS) lands impacted by wildfire. High priority is placed on establishment of plant species with broad-range adaptability, or which have been identified as suitable for facilitating adaptation of ecosystems in response to the effects of climate change or other environmental factors. Program benefits include reestablishment of native plant species, development of native plant material sources for use in future rehabilitation and restoration efforts, prevention of erosion, watershed stabilization, wildlife and fisheries habitat recovery, and reducing or eliminating the establishment of exotic or invasive plant species.

Past Performance

In FY 2009, Rehabilitation and Restoration projects treated over 78,000 acres. Accomplishments include 10,191 acres of forest vegetation establishment and improvement; 5,130 acres of soil and watershed resource improvement; 5,078 acres of invasive species treatment, 1,204 acres of terrestrial habitat restoration; and 52,894 acres of range vegetation restoration. In addition, 10.5 miles of stream habitat, 5 miles of property boundary markers, and 5 miles of trail were restored. Other accomplishments include the development of native plant materials projects in every region, and restoration of numerous range structures.

Program Description

Program Overview

This program is above and beyond Burned Area Emergency Rehabilitation (BAER), which is funded through Wildland Fire Suppression, and addresses only the very basic immediate need issues such as soil stabilization. The Rehabilitation and Restoration program restores NFS forests and rangelands impacted by wildfire, addressing post-BAER needs on lands unlikely to recover naturally from wildland fire damage. Projects focus on restoring watershed function, including protection of soil, water resources, biological communities, and prevention of invasive species. Rehabilitation projects consist of planning, implementing, and monitoring for up to three years, and may include reforestation; watershed restoration; treatment of invasive species; terrestrial and aquatic habitat restoration; stabilization of roads, drainage systems, and trails; and rehabilitation of heritage resource sites, developed recreation facilities, range improvements, and other impacted facilities. For a full analysis of burned area rehabilitation needs, please see the Special Exhibit in Chapter 16.

Allocation and Integration

Rehabilitation funds are distributed to regions based on the percentage of severely burned lands in each region during the previous five years, and native plant materials funds are distributed based on a competitive selection of projects submitted by regions. Since priority fire restoration needs typically exceed available Rehabilitation and Restoration funds, additional needs are prioritized along with other program work to ensure that the highest priority needs are met using available National Forest System and Capital Improvement and Maintenance funding.

Partnerships

A portion of Rehabilitation and Restoration program funding is matched with money from the non-profit organization American Forests for procurement of both shrub and tree seedlings, and to cover associated activities used in post-fire reforestation projects necessary for the establishment of forest vegetation.

Budget Line Item **Fire Operations – Other
Research and Development**

(dollars in thousands)

	FY 2009 Enacted	FY 2010 Enacted	Pay & Other Cost Changes	Program Changes	FY 2011 President's Budget	Percent of Program Change
NFP Research & Development						
Annual Appropriations	\$23,917	\$23,917	\$143	\$0	\$24,060	0%
NFP Research & Development Total	\$23,917	\$23,917	\$143	\$0	\$24,060	0%
Annual Appropriation FTEs	129	129			129	
Total Full-Time Equivalents (FTEs)	129	129			129	

	FY 2006 Actual	FY 2007 Actual	FY 2008 Actual	FY 2009 Actual	FY 2010 Target	FY 2011 Target
NFP Research & Development						
Customer satisfaction index score for R&D	72	72	72	75	75	75

FY 2011 Program Changes

The FY 2011 President’s Budget proposes \$24,060,000 for Research and Development (R&D) in this appropriation, which is level program funding with FY 2010. Funds will continue to maintain current levels of support for development and delivery of knowledge and technologies. Research addressing the effects and effectiveness of hazardous fuels treatments, biomass use, and other activities intended to ensure the health and sustainability of fire-impacted forest and rangeland systems will continue to be a priority.

Past Performance

Development, testing and implementation of the WFDSS (Wildland Fire Decisions Support System) continued in FY 2009. The system was broadly deployed within the US Forest Service and was used to varying degrees by other Federal land management agencies and 17 States. Overall, the WFDSS was deployed on over 6,500 wildland fires. Included within the system is access to state of the art fire spread predictions and FsPro (Fire Spread Probability), the ability to perform Rapid Assessment of Values at Risk (RAVAR), and a tool to benchmark expenditures on individual large fires with a stratified cost index.

Our understanding of the interaction of communities with wildland fires was enhanced in FY 2009 through research at home in the USA and through collaborative work with Australian scientists, as Australia experienced a tragic fire year. Knowledge gained through these collaborative efforts informs managers and fire safety officials as they evaluate and implement public safety measures.

Basic research conducted by agency scientists and cooperators from Federal institutions and universities has increased the knowledge of the fundamentals of fire behavior. We expect this knowledge will lead to better predictive models that estimate fire spread and effects.

Program Description

Overview

The R&D program conducts research to support management of fire-affected ecosystems, to sustain forest health, and to reduce the risk of damaging wildland fires in the context of changing social and physical environments. The R&D program is managed under a strategic plan that outlines five portfolio areas: Core Fire Science, Ecological and Environmental Fire Science, Social Fire Science, Integrated Fire and Fuels Management Research, and Science Application. These Portfolios are designed to focus activities on the most important needs for science-based tools and information over the next 10 years.

New knowledge and technology improves on-the-ground operations by providing better risk assessments to support fire season planning and appropriate management response; evaluating the effects of fuel treatments restoration activities, and post-fire emergency treatments; making up-to-date research information more readily accessible to planners and policy makers; and providing new information and tools integrating social and economic considerations into fire and fuel management.

R&D funds support resources needed to maintain a fire research program that is focused on the changing needs of users in the fire and land management communities. R&D programs are coordinated with other research funding and the Joint Fire Science Program to provide complementary efforts that address current and future needs.

The WFDSS was fully implemented by the Forest Service in FY 2009. In FY 2010, the system will undergo further development and enhancement, including integrating additional predictive capabilities.

Allocation and Integration

A Wildland Fire Strategic Program Area (SPA) team and Portfolio teams evaluate and recommend allocations of R&D funds annually. In FY 2010 allocations will address recommendations from a Wildland Fire R&D external peer review completed in FY 2007. The role of the wildland fire SPA and Portfolio teams is to enhance integration and collaboration across stations.

Partnerships

Partnerships with users and other research organizations are a fundamental component of Forest Service fire research. These partnerships include Federal agencies, such as the Department of the Interior, National Air and Space Administration, Department of Defense, Department of Energy, National Institute of Standards and Technology, Natural Resource Conservation Service, and National Oceanic and Atmospheric Administration; a number of national forests; 75 U.S. colleges and universities; non-governmental organizations such as the Nature Conservancy; State and local governments; industry partners; and international organizations.

Budget Line Item **Fire Operations – Other**
Joint Fire Science Program

(dollars in thousands)						
	FY 2009	FY 2010	Pay &	Program	FY 2011	Percent of
	Enacted	Enacted	Other Cost	Changes	President's	Program
			Changes	Changes	Budget	Change
Joint Fire Science Program						
Annual Appropriations	\$8,000	\$8,000	\$9	\$0	\$8,009	0%
Joint Fire Science Program Total	\$8,000	\$8,000	\$9	\$0	\$8,009	0%
Annual Appropriation FTEs	8	8			8	
Total Full-Time Equivalents (FTEs)	8	8			8	

FY 2011 Program Changes

The FY 2011 President’s Budget proposes \$8,009,000 for the Joint Fire Science Program (JFSP), which is no change from FY 2010. The JFSP will continue to produce important technical and scientific information that is needed to support the large national effort concerning hazardous fuels, fire management, and fire-related restoration. Forest Service Research and Development will continue to work jointly with the Department of the Interior in managing the program and setting priorities.

Past Performance

At the beginning of FY 2009, the Joint Fire Science Program had 183 active projects, 30 of which were completed in FY 2009. In addition, 53 new projects were initiated based on proposals funded in FY 2009. Areas in which awards were made in FY 2009 include fuel treatment effectiveness duration; fire, fish, and aquatic organisms; smoke management; assessment of the impacts of differing fire responses; insects, windstorms, and fire; predicting fire severity; fuel treatment impacts on threatened and endangered wildlife; fire prevention effectiveness; and longer-term fire effects. In addition, the Program awarded nine grants to support planning for a regional fire science delivery network. Proposals based on this planning will be considered in FY 2010.

Program Description

Program Overview

JFSP is an interagency fire research and development partnership between the Departments of Interior and Agriculture. JFSP contributes to sound decision-making and project implementation through credible research tailored to the needs of fire and fuel managers. Research projects complement and build on other Federal research programs, such as those carried out by the Forest Service, the U.S. Geological Survey, and other research partners. Synthesis of research findings and targeted delivery to managers are essential components of the program. Land managers regularly use results from JFSP projects to plan and implement fuels treatments, support fire management decisions, restore lands affected by fire, and meet regulatory requirements. More information can be found at <http://www.firescience.gov/>.

In FY 2011, the program will develop topic areas with input from fire managers and solicit proposals in those areas. The scope of the topics and the number of awards will be dependent on the available funds. The program will continue focused work in the following areas: smoke management, fuel treatment effectiveness, and software systems for fuel management. In addition the program will implement actions in response to a program review conducted in FY 2009.

Allocation and Integration

Funding priorities and policies are set by the JFSP governing board with representatives from the Department of the Interior and the U.S. Forest Service. Proposals are accepted for topics determined annually by the governing board. Allocations are determined by the board following a competitive peer review of submitted proposals. The reviews are conducted by land managers, technical specialists, and scientists, resulting in approximately 20 percent of research proposals receiving funding.

Partnerships

JFSP is a partnership-based program. The governing board has representatives from the Forest Service and five Department of the Interior bureaus. The program office is staffed with personnel from both Department of the Interior and the Forest Service. JFSP collaborates with other governmental and non-governmental entities, as well as more than 90 colleges and universities. In all, JFSP has engaged nearly 200 organizations in its research.

Budget Line Item **Fire Operations - Other**
Forest Health Management - Federal Lands

(dollars in thousands)

	FY 2009 Enacted	FY 2010 Enacted	Pay & Other Cost Changes	Program Changes	FY 2011 President's Budget	Percent of Program Change
NFP Forest Health Management - Federal Lands						
Annual Appropriations	\$17,252	\$20,752	\$2	-\$6,312	\$14,442	-30%
NFP Forest Health Management - Federal Lands Total	\$17,252	\$20,752	\$2	-\$6,312	\$14,442	-30%
Annual Appropriation FTEs	94	94			94	
Total Full-Time Equivalents (FTEs)	94	94			94	

	FY2006 Actual	FY 2007 Actual	FY 2008 Actual	FY2009 Actual	FY 2010 Target	FY 2011 Target
NFP Forest Health Management - Federal Lands						
Federal acres treated under NFP - Invasives	1,588	1,602	190	9,935	6,000	6,000
Federal acres treated under NFP - Native pests	39,668	21,146	20,028	39,781	26,097	19,037

FY 2011 Program Changes

The FY 2011 request is \$14,442,000 for Forest Health Management–Federal Lands, a program decrease of \$6,312,000 below FY 2010. Funds are used to conduct forest insect and disease surveys, to provide technical assistance; and to conduct forest insect and disease prevention, suppression, and restoration projects on Federal lands, specifically those at risk to wildland fire or those recently burned.

The request includes funding to focus treatments primarily to prevent and suppress bark beetles in priority fire-prone areas on NFS lands, other Federal lands, and tribal lands in western and southern States. The program will continue to protect critical forest ecosystems from invasive species such as the white pine blister rust, sudden oak death, and Port-Orford-cedar root disease. The request includes funding to provide survey assistance and technical assistance, which will provide information to Federal land managers on where pests are currently expected to cause damage, and potential damage mitigation actions that can be taken. The request continues funding for the Western Threat Assessment Center to provide information on how multiple threats interact with pests, especially the effects of climate change. (Funding to continue similar activities at the Eastern Threat Assessment Center is included in the request for the Forest Health Management-Federal Lands program within the State and Private Forestry appropriation.)

Past Performance

In FY 2009, the Forest Service treated native pests on 39,781 acres and invasive species on 9,935 acres. Priority treatments for native pests focused on western bark beetles in highest priority large-scale watersheds.

Program Overview

Program Description

The Forest Health Management–Federal Lands program, funded through the Wildland Fire Management appropriation, monitors, assesses, and mitigates forest health conditions on National Forest System (NFS) lands at high risk to wildland fires, including communities in the wildland-urban interface (WUI), and in previously burned areas. Funds are allocated to field units to conduct pest surveys; provide technical assistance; and to conduct prevention, suppression, and restoration projects. These investments provide for detection, evaluation, prevention, and suppression of forest insects and diseases on forestlands.

Identifying priority treatment acres reduces the potential for new pest outbreaks. Treatments protect priority acres from damaging insects and disease, reduce the risks of mortality from wildland fire, protect highly valued sites, and prevent future outbreaks by increasing the resilience of treated areas.

Allocation and Integration

Annual priorities for mitigating the risk of future outbreaks are based on information from the National Insect and Disease Risk Map (NIDRM), and current aerial and ground pest surveys. Prevention and suppression programs for major pests, such as the western bark beetle, are directly related to the significance of the pests, areas at risk or currently experiencing pest outbreaks, and the availability of cost-effective treatment technologies.

Bark Beetle Prevention & Suppression
 In 2009, bark beetle prevention and suppression treatments were implemented on 46,000 acres. Of the total, 32,835 acres were treated on high priority National Forest System and other Federal lands across the West to help prevent future infestations, improve forest health, and reduce the threat of wildland fires in the WUI.

The spatial placement and sequencing of treatments on NFS lands are planned and coordinated with other Forest Service vegetation management program areas, such as hazardous fuels reduction and forest management through the “Sustainable Landscape Management” Board of Directors, a group of Directors from State and Private Forestry (Forest Health Protection, and Fire and Aviation Management), Research and Development (Forest Management Sciences), and National Forest System (Forest Management, Range Management, and Watershed, Fish, Wildlife, Air, and Rare Plants), to optimize on-the-ground accomplishments that improve the overall health of forest lands across the landscape in an all-lands approach.

Partnerships

This program funds the detection, evaluation, and suppression of forest insect and disease pests on NFS lands. Where proposed treatment locations are adjacent to non-Federal lands or lands managed by the Department of the Interior and Department of Defense, treatment scheduling is coordinated to optimize improvements to forest health across landownership boundaries.

Budget Line Item **Fire Operations - Other**
Forest Health Management – Cooperative Lands

(dollars in thousands)						
	FY 2009 Enacted	FY 2010 Enacted	Pay & Other Cost Changes	Program Changes	FY 2011 President's Budget	Percent of Program Change
NFP Forest Health Management - Cooperative Lands						
Annual Appropriations	\$9,928	\$11,428	\$27	-\$4,428	\$7,027	-39%
NFP Forest Health Management - Cooperative Lands To	\$9,928	\$11,428	\$27	-\$4,428	\$7,027	-39%
Annual Appropriation FTEs	24	24			24	
Total Full-Time Equivalent (FTEs)	24	24			24	

	FY2006 Actual	FY 2007 Actual	FY 2008 Actual	FY2009 Actual	FY 2010 Target	FY 2011 Target
NFP Forest Health Management - Cooperative Lands						
Acres treated on cooperative lands under NFP -						
Invasives	192,850	158,234	120,732	117,705	117,411	70,880
Acres treated on cooperative lands under NFP -						
Native pests	8,441	12,456	782	4,684	2,438	3,061

FY 2011 Program Changes

The FY 2011 request is \$7,027,000 for Forest Health Management–Cooperative Lands, a decrease of \$4,428,000 from FY 2010. Funds are used to monitor forest health on State and private lands; and to conduct forest insect and disease prevention, suppression, and restoration projects on Cooperative lands, specifically those at risk to wildland fire or those recently burned.

The request includes funding to prevent and suppress bark beetles in priority fire-prone areas on Cooperative lands in western States. The program will continue to protect critical forest ecosystems from invasive species such as the white pine blister rust, sudden oak death, and Port-Orford-cedar root disease. The request includes funding to provide survey and technical assistance, which will provide information to land managers on where pests are currently expected to cause damage, and potential damage mitigation actions that can be taken.

Past Performance

In FY 2009, the Forest Service treated native pests on 4,684 acres and invasive species on 117,705 acres. Priority treatments for invasive species focused on invasive plants. Priority treatments for native pests focused on western bark beetles in highest priority large-scale watersheds.

Targets are based on the previous year’s unit costs, current year funding, and the changing dynamic of risk to forests. Accomplishments reflect projects selected and changes in pest conditions, treatment methods, and unit costs.

Program Description

Program Overview

The Forest Health Management – Cooperative Lands program, funded through the Wildland Fire Management appropriation, provides technical and financial assistance to States and territories to monitor, assess, and mitigate forest health conditions on non-Federal lands at high risk to wildland fires, including communities in the wildland-urban interface, and in previously burned areas. Funds are allocated to field units to conduct pest surveys; provide technical assistance; and to conduct prevention, suppression, and restoration projects. These investments provide for detection, evaluation, prevention, and suppression of forest insects, diseases, and invasive plants on forestlands.

Identifying and treating priority acres provides protection from damaging insects and disease; reduces the risk of mortality and wildland fire; protects highly valued sites; and prevents future outbreaks by increasing the resiliency of treated areas which leads to healthy forests across the landscape.

<u>Most Significant Contributing Agents to the Risk Map</u>	
Agent Name	Basal Area Losses (millions of square feet)
Mountain Pine Beetle	750.5
Red Oak Decline	657.9
Southern Pine Beetle	589.2
Root Diseases - All	518.5
Gypsy Moth	448
Pine Engraver Beetle (Ips)	345.4
Fir Engraver Beetle	270.2
Douglas-Fir Beetle	242.8
Spruce Beetle	195.2
Hardwood Decline	181.2
Western Pine Beetle	136

Allocation and Integration

Allocations are based upon level of risk as defined by the National Insect and Disease Risk Map (NIDRM) (available on-line at <http://www.fs.fed.us/foresthealth/technology/nidrm>; current pest survey results; the probability of successful treatment; and the capability to conduct necessary environmental compliance. Risk from mortality (at least 25 percent tree mortality in the next 15 years) is highest for mountain pine beetle, oak decline, and southern pine beetle. Prevention and suppression programs for major pests such as western bark beetles are directly related to the significance of these pests, areas at risk, current pest condition surveys, and the availability of cost-effective treatment technologies. Invasive Plants are not part of NIDRM by definition, but where other sources indicate there is a large risk to forestlands from invasive plants, the funding from this program is commensurate with this risk and role of the Federal government in management.

The Forest Service uses risk maps in selection of insect and disease project locations. The actual placements for treatments are decided based upon local level priorities including high-value stands, wildland-urban interface areas, municipal water supply areas, recreational sites, and administrative sites.

Partnerships

When proposed treatment locations are adjacent to NFS lands or other Federal lands, treatment scheduling is coordinated to optimize improvements to forest health across landownership boundaries. The cost of suppression and prevention projects is shared with States and other non-Federal partners on a 1:1 basis.

Budget Line Item **Fire Operations – Other**
State Fire Assistance

Budget Line Item	(dollars in thousands)					
	FY 2009 Enacted	FY 2010 Enacted	Pay & Other Cost Changes	Program Changes	FY 2011 President's Budget	Percent of Program Change
NFP State Fire Assistance						
Annual Appropriations	\$55,000	\$71,250	\$104	-\$21,250	\$50,104	-30%
NFP State Fire Assistance Total	\$55,000	\$71,250	\$104	-\$21,250	\$50,104	-30%
Annual Appropriation FTEs	2	2			2	
Total Full-Time Equivalents (FTEs)	2	2			2	

	FY2006 Actual	FY 2007 Actual	FY 2008 Actual	FY2009 Actual	FY 2010 Target	FY 2011 Target
NFP State Fire Assistance						
Communities at risk from wildfire assisted - NFP (number)	7,150	29,064	17,353	13,154	10,500	8,200

FY 2011 Program Changes

The FY 2011 President’s Budget proposes \$50,104,000 for the State Fire Assistance (SFA) program, a decrease of \$21,250,000 from the FY 2010 level. These funds will support 8,200 communities. SFA funds assist communities with hazardous fuel treatments, capacity building, fire prevention education and preparedness activities to help ensure States and local governments continue to reduce fire risk in their communities, and to support fire fighting capacity within each State. Key program benefits include enhancing State and local fire protection organizations’ ability to be effective first responders in wildland fire initial attack operations, which is critical to reduce the risk of large, costly wildfires. The Forest Service will work with the State Foresters to establish guidelines to set planning standards that are to be met as a condition of award for community grant recipients.

Projects are planned, completed, and entered into the performance database by each State and are not under the direct control of the Forest Service. However, to help ensure focus on the highest priority projects, the agency issues program direction encouraging the States to focus the funds on areas covered by Community Wildfire Protection Plans or other collaboratively developed hazard mitigation plans. Depending on the State’s priorities and fluctuations in fire danger, the number of projects and communities assisted may vary significantly from year to year.

Past Performance

In FY 2009, SFA funding assisted 13,154 communities through a variety of different activities. Additional SFA accomplishments are reported under the State and Private Forestry SFA budget line item. Accomplishments achieved with National Fire Plan funding include State funding for the training of over 25,000 firefighters. Over 10,000 prevention and education programs were conducted, benefiting over 5,500 communities. Approximately \$4.7 million was invested in the purchase, maintenance, and rehabilitation of needed firefighting equipment for State agencies. Nearly \$7 million of funding was provided for preparedness activities such as personnel and facilities maintenance, and over \$4.8 million was provided for suppression operations and support, such as dispatch centers. Additionally, assistance was provided to over 3,200 communities in the form of risk assessments and fire management planning projects. SFA provided \$40 million of funding for hazardous fuels treatments, benefiting over 2,200

communities in the Wildland-Urban Interface (WUI). This funding led directly to the treatment of over 176,000 acres of hazardous fuels, and leveraged the treatment of another 335,000 acres. Actual accomplishment figures fluctuate from year to year depending on the types and cost of individual projects the State Foresters choose to implement. For example, if some States' priority projects are relatively expensive then they will accomplish fewer projects, and therefore assist fewer overall communities. The Forest Service strongly encourages the States to focus their efforts on high priority projects and demonstrate their performance in a transparent manner.

Program Description

Program Overview

The SFA program provides matching financial assistance through partnership agreements with State foresters for all fire management activities including training, planning, hazardous fuel treatments, and purchase and maintenance of equipment. This program emphasizes fire planning and hazardous fuel mitigation near communities at risk of catastrophic wildfire. Funding helps Federal, State, and local agencies deliver a uniform and coordinated suppression response to wildfire. Support enables State and local fire protection organizations to be effective first responders during initial attack on wildland fires, significantly decreasing overall suppression costs. SFA fire prevention education programs, through building capacity to provide effective initial attack response and hazardous fuel reduction projects, are also an imperative and integral part of the overall Wildland Fire Management program response to climate change.

The Forest Service is now also tracking the number of Communities at Risk identified by the State Foresters as being at "reduced risk". These funds also support the "Firewise" program, a community based educational program designed to provide information on defensible space and community wildfire risk reduction, and the Smokey Bear fire prevention program.

Allocation and Integration

These SFA program activities are funded through two different budget line items, one as part of State and Private Forestry and the other as part of Wildland Fire Management, Fire Operations - Other. Funding is distributed to the State Foresters to address critical preparedness needs and hazard mitigation in the WUI near communities at risk. A percentage of funds are distributed to the States consistent with the State and Private Forestry State Fire Assistance program. Remaining funds are allocated on a competitive basis to States for planning and implementation of hazard mitigation projects.

Funds are allocated based on the vegetative condition class and communities at risk within three geographic regions of the country so that the Western States receive 60 percent of total funds, the Southern States receive 25 percent, and the Northeastern States receive 15 percent. Additional requirements apply within these regional allocations: 35 percent of the funds received by Western States must be used for preparedness and 65 percent for hazard mitigation, while not less than 50 percent of funds received by the Southern and Northeastern States must be used for preparedness. Funds are distributed in the form of grants to the States, and are reallocated by the States to best address their needs, within funding guidelines.

Partnerships

This program complements the State Fire Assistance program funded through the State and Private Forestry appropriation, significantly expanding benefits to the State Foresters.

Budget Line Item **Fire Operations – Other**
Volunteer Fire Assistance

(dollars in thousands)

	FY 2009 Enacted	FY 2010 Enacted	Pay & Other Cost Changes	Program Changes	FY 2011 President's Budget	Percent of Program Change
NFP Volunteer Fire Assistance						
Annual Appropriations	\$9,000	\$9,000	\$0	-\$2,000	\$7,000	-22%
NFP Volunteer Fire Assistance Total	\$9,000	\$9,000	\$0	-\$2,000	\$7,000	-22%
Annual Appropriation FTEs	0	0			0	
Total Full-Time Equivalents (FTEs)	0	0			0	

	FY2006 Actual	FY 2007 Actual	FY 2008 Actual	FY2009 Actual	FY 2010 Target	FY 2011 Target
NFP Volunteer Fire Assistance						
Volunteer fire departments assisted - NFP (number)	4,058	5,789	8,386	6,382	3,900	3,000

FY 2011 Program Changes

The FY 2011 President’s Budget proposes \$7,000,000 for the Volunteer Fire Assistance (VFA) program, a decrease of \$2,000,000 from the FY 2010 program level. This amount will provide matching financial assistance to about 3,000 rural communities of less than 10,000 people to build and maintain fire suppression capacity. However, this program is managed by the States through a competitive grant process which seeks to provide funding to the areas of highest risk and greatest need. Therefore, the Forest Service can only estimate projected accomplishments based on previous year’s performance. The Forest Service will work with the State Foresters to establish guidelines to set planning standards that are to be met as a condition of award for community grant recipients.

Past Performance

In FY 2009 the Forest Service provided VFA funding to volunteer fire departments in 6,382 communities. Funding helped with the training of over 14,400 firefighters, the organization or expansion of over 300 fire departments, and the purchase, rehabilitation, and maintenance of over \$6.3 million dollars of equipment. The Forest Service strongly encourages the States to focus their efforts on high priority projects and demonstrate their performance in a transparent manner.

Volunteer Fire Departments

In 2009, the VFA program supported the organization and expansion of over 300 volunteer fire departments. This was the second year of nearly doubling the number of fire departments organized or expanded.

Program Description

Program Overview

This program is delivered by the State Foresters and supports local fire suppression efforts by providing grants for equipment, training programs, and technical assistance in organizing or expanding fire departments. The program targets volunteer fire departments that protect communities of less than 10,000 inhabitants from wildland fire. These fire departments provide initial attack on many rural wildland fires throughout the Nation. Grants are matched dollar-for-dollar by the recipients to leverage the value of Federal investment. Program funding helps Federal, State, and local agencies deliver a uniform and coordinated suppression response to wildfire by training, equipping, and organizing volunteer fire departments. VFA fire prevention education programs, through building capacity to provide effective initial attack response and hazardous fuel reduction projects, are also an imperative and integral part of the overall Wildland Fire Management program response to climate change.

Allocation and Integration

Funds are allocated on the basis of risk from catastrophic fires to communities in the WUI, the number of acres to be protected, and the number of volunteer fire departments serving qualifying communities. Forest Service Regions, the Northeastern Area, and the International Institute of Tropical Forestry receive a fixed percent which they allocate to States and Territories. The Forest Service will establish guidelines to set standards that are to be met as a condition of award for community grant recipients.

Partnerships

The program supports and complements the VFA program funded through the State and Private Forestry appropriation, further supporting the fire suppression needs of small communities.

Appropriation **FLAME Wildfire Suppression Reserve Fund**

(dollars in thousands)

	FY 2009 Enacted	FY 2010 Enacted	Pay & Other Cost Changes	Program Changes	FY 2011 President's Budget	Percent of Program Change
FLAME Wildfire Suppression Reserve Fund						
Annual Appropriations	\$0	\$413,000		-\$122,000	\$291,000	-30%
FLAME Wildfire Suppression Reserve Fund Total	\$0	\$413,000		-\$122,000	\$291,000	-30%
Annual Appropriation FTEs	0	0			0	
Total Full-Time Equivalents (FTEs)	0	0			0	

Description

The FY 2011 President’s Budget proposes funding the FLAME Act account at \$291,000,000 million in a separate Treasury account. These funds will be available to the Secretary of Agriculture to be transferred into the Suppression account when the Suppression account is nearly exhausted and/or certain objective criteria are met. As fires escape initial response, and as Type 1 or Type 2 Incident Management teams are assigned to those escaped incidents, a risk assessment and a formal risk decision will be made, which will be part of the declaration for a request to the Secretary of Agriculture to move funds from the FLAME Act account into the Suppression account.

The fund will help address the challenges of budgeting for fire suppression and enable the agency to respond effectively during highly variable fire seasons. The President’s Budget also proposes program reforms such as the use of strategic and operational protocols and improved oversight, and the use of a risk management framework that ensures that fire management resources are appropriately focused. Through this combination of the FLAME Act account, Contingency Reserve, and these program improvements, the President’s Budget ensures that fire management resources are sufficient to allow the continuance of other critical Forest Service activities by minimizing the potential need to transfer funds from other Forest Service accounts to Suppression.

Background

The FLAME ACT of 2009 was authorized under P.L. 111-88, as part of the Department of the Interior, Environment, and Related Agencies Appropriations Act, 2010.

Although the total number of fires on National Forest System lands has decreased in recent years, fires have become larger and more difficult to control due to a variety of factors, including climate change, persistent drought, accumulation of hazardous fuels, and expansion and increased complexity of the Wildland-Urban Interface (WUI). As fire seasons have been extended, agency deployment of resources has increased and annual fire suppression expenditures have routinely exceeded the ten-year average. When this occurs, the Forest Service has used its authority to transfer funds from other non-fire accounts into Fire Suppression. Since 2002, the Forest Service has transferred over \$2 billion from other accounts to cover additional suppression costs. These transfers have resulted in significant disruptions in the agency’s ability to deliver its program of work, even when the transferred funds are later repaid through supplemental appropriations. (For more information on Fire Transfers see the Special Exhibit Section)

Protocols and Objective Criteria

The FLAME Act account will function as a transfer account to accommodate those large fires which historically have resulted in the greatest expenditure of Suppression funds. Specific protocols and objective criteria must be met in order to meet FLAME Act fund requirements.

The protocols and criteria will also include complexity of wildfire incidents, such as assignment of Type 1 or Type 2 Incident Management Teams, or when the regular Suppression account is nearly exhausted. Both of these instances require a declaration to the Secretary who would then request transfer of funds from the FLAME Act account into the Suppression account. In addition, critical changes that the agency is moving forward in FY 2011 will be an integral component of the protocols and criteria. These changes include:

- Development and application of performance metrics associated with resource applications and their effectiveness on large fires and establishing fiscal boundaries for suppression expenditures with active oversight and monitoring protocols;
- Development and deployment of a protocol-based resource allocation system/model in order for geographic area and multi-agency coordination centers to make risk informed optimal resource allocation decisions during periods of likely and actual high fire activity;
- Implementation of a national risk management framework for managing the inherent risks of wildland fires, including air and ground operations that classify all fires into different risk categories and associates mitigation measures commensurate with each category.

The development and implementation of risk management protocols for agency administrator decisions and incident command team operations includes specifications for integrating decision-making by policy officials in circumstances that vary from these protocols, particularly when risk to firefighters is increased or the applications of resources is likely to be ineffective.

Two science-based metrics will be prototyped in FY 2010 through the Wildland Fire Decision Support System (WFDSS). The first, a forward looking “exposure index” metric will consider firefighter exposure relative to line building capability as compared to a fire probability contour, or perimeter, as defined by the Fire Spread Probability (FSPro) model. The second, a rearward looking “estimated cost” metric will compare actual suppression costs against historical costs for similar fires based on the potential fire size and cost defined by the FSPro model and stratified cost index (SCI), adjusted for risk by the level of structures at risk.

This overall process requires and includes continuous engagement of agency executive level leadership, fire and aviation management leadership, and USDA policy officials. As the complexity and consequences of wildfire management and expenditure decisions escalates, so will the engagement of these entities resulting in shared leadership and risks.

Appropriation **Presidential Wildland Fire Contingency Reserve**

(dollars in thousands)

	FY 2009 Enacted	FY 2010 Enacted	Pay & Other Cost Changes	Program Changes	FY 2011 President's Budget	Percent of Program Change
Presidential Wildland Fire Contingency Reserve						
Annual Appropriations	\$0	\$0		\$282,000	\$282,000	0%
Presidential Wildland Fire Contingency Reserve Total	\$0	\$0		\$282,000	\$282,000	0%
Annual Appropriation FTEs	0	0			0	
Total Full-Time Equivalents (FTEs)	0	0			0	

Description

The FY 2011 President’s Budget proposes a discretionary contingent reserve of \$282 million in a separate Treasury account that responsibly budgets for wildfires and ensures fire management resources are used in a cost-effective manner in high-priority areas where they will do the most good. These funds would be available to the Secretary of Agriculture subject to the issuance of a Presidential Finding when the suppression appropriation and FLAME Act fund, fully funded at the ten-year average, are exhausted and certain objective criteria are met. The fund would help address the challenges of budgeting for fire suppression and enable the agency respond effectively to wildfires. Coupled with program reforms such as strategic and operational protocols and improved oversight, and the use of a risk management framework that ensures that fire management resources are appropriately focused, the President’s Budget ensures that fire management resources are sufficient to allow the continuance of other critical Forest Service activities by minimizing the potential need to transfer funds from other Forest Service accounts to Suppression.

Background

Although the total number of fires on National Forest System lands has decreased in recent years, fires have become larger and more difficult to control due to a variety of factors, including climate change, persistent drought, accumulation of hazardous fuels, and expansion and increased complexity of the Wildland-Urban Interface (WUI). As fire seasons have been extended, agency deployment of resources has increased and annual fire suppression expenditures have routinely exceeded the ten-year average. When this occurs, the Forest Service has used its authority to transfer funds from other non-fire accounts into Fire Suppression. Since 2002, the Forest Service has transferred over \$2 billion from other accounts to cover additional suppression costs. These transfers have resulted in significant disruptions in the agency’s ability to deliver its program of work, even when the transferred funds are later repaid through supplemental appropriations.

Responsibly Budgeting for Fire

The President’s Budget recommends that the FY 2011 House and Senate budget resolutions include language providing for i) a budget cap adjustment of \$282,000,000 for a contingent reserve for the US Department of Agriculture and \$75,000,000 for the Department of the Interior, and ii) a separate Treasury Appropriation Fund Symbol (TAFS) for the contingent reserve that is assigned to the Secretary of Agriculture and to the Secretary of the Interior, as appropriate.

The budget resolution language should also specify that the cap adjustment is available solely at the level requested, and i) is contingent upon anticipated exhaustion of the appropriated 10-year average within 30

days, and ii) would apply only to contingent reserve funds appropriated to the separate Treasury Symbol that is accessible only after issuance of a Presidential finding that confirms the agency has exhausted the appropriated 10-year average and details the existence of certain protocols and objective criteria. The Secretary would then request transfer of funds from the Contingency account into the Suppression account.

Further, to ensure uninterrupted program operations, authority for the agency to transfer funds from non-fire accounts to maintain ongoing suppression operations would be continued subject to the 10-year average and contingent reserve being exhausted.

Appropriation **Permanent Appropriations**

	(dollars in thousands)			
	FY 2009 Enacted	FY 2010 Enacted	FY 2011 President's Budget	FY2011 vs FY2010
Permanent Funds				
Brush Disposal				
New Budget Authority	\$7,868	\$11,000	\$11,385	\$385
Program Level	\$11,637	\$14,700	\$14,700	\$0
Full-Time Equivalents (FTEs)	94	105	105	0
Licensee Program				
New Budget Authority	\$90	\$86	\$86	\$0
Program Level	\$5	\$33	\$33	\$0
Full-Time Equivalents (FTEs)	0	0	0	0
Restoration of Forest Lands & Improvements				
New Budget Authority	\$45,027	\$35,000	\$35,000	\$0
Program Level	\$10,085	\$15,000	\$15,000	\$0
Full-Time Equivalents (FTEs)	61	75	70	-5
Federal Lands Recreation Enhancement Fund				
New Budget Authority	\$66,477	\$67,000	\$67,500	\$500
Program Level	\$102,194	\$99,900	\$67,700	-\$32,200
Full-Time Equivalents (FTEs)	655	603	532	-71
Federal Land & Facility Enhancement Fund				
New Budget Authority	\$8,768	\$50,000	\$25,000	-\$25,000
Program Level	\$13,417	\$40,850	\$22,400	-\$18,450
Full-Time Equivalents (FTEs)	21	32	25	-7
Timber Purchaser Election Road Construction				
New Budget Authority	\$4,000	\$4,000	\$4,000	\$0
Program Level	\$2,854	\$2,000	\$2,000	\$0
Full-Time Equivalents (FTEs)	21	3	3	0
Timber Salvage Sales				
New Budget Authority	\$23,867	\$32,000	\$23,000	-\$9,000
Program Level	\$33,233	\$34,200	\$34,000	-\$200
Full-Time Equivalents (FTEs)	300	301	296	-5
Stewardship Contracting				
New Budget Authority	\$5,724	\$4,500	\$4,660	\$160
Program Level	\$3,286	\$6,590	\$6,000	-\$590
Full-Time Equivalents (FTEs)	0	0	0	0
Timber Sales Pipeline Restoration Fund				
New Budget Authority	\$7,735	\$7,000	\$7,000	\$0
Program Level	\$4,239	\$8,000	\$7,000	-\$1,000
Full-Time Equivalents (FTEs)	35	53	47	-6
Forest Botanical Products				
New Budget Authority	\$1,844	\$2,250	\$2,330	\$80
Program Level	\$1,385	\$1,830	\$2,330	\$500
Full-Time Equivalents (FTEs)	17	17	17	0
Roads & Trails (10 percent) Fund				
New Budget Authority	-\$7,553	\$11,200	\$12,100	\$900
Program Level	\$710	\$1,500	\$10,000	\$8,500
Full-Time Equivalents (FTEs)	1	0	31	31

	(dollars in thousands)			
	FY 2009 Enacted	FY 2010 Enacted	FY 2011 President's Budget	FY2011 vs FY2010
Permanent Funds				
Midewin National Tallgrass Prairie Rental Fee Fund				
New Budget Authority	\$548	\$1,100	\$1,100	\$0
Program Level	\$571	\$800	\$800	\$0
Full-Time Equivalents (FTEs)	2	1	1	0
Midewin National Tallgrass Prairie Restoration Fund				
New Budget Authority	\$0	\$0	\$0	\$0
Program Level	\$0	\$0	\$0	\$0
Full-Time Equivalents (FTEs)	0	0	0	0
Operation & Maintenance of Quarters				
New Budget Authority	\$8,061	\$9,000	\$9,000	\$0
Program Level	\$7,368	\$8,300	\$8,000	-\$300
Full-Time Equivalents (FTEs)	28	27	27	0
Land Between the Lakes Management Fund				
New Budget Authority	\$3,756	\$4,300	\$4,500	\$200
Program Level	\$3,892	\$4,100	\$4,300	\$200
Full-Time Equivalents (FTEs)	17	15	15	0
Valles Caldera Fund				
New Budget Authority	\$651	\$1,000	\$1,000	\$0
Program Level	\$593	\$1,000	\$1,000	\$0
Full-Time Equivalents (FTEs)	0	0	0	0
Administration of Rights-of-Way & Other Land Uses				
New Budget Authority	\$4,768	\$6,900	\$8,500	\$1,600
Program Level	\$3,369	\$7,418	\$8,300	\$882
Full-Time Equivalents (FTEs)	29	37	42	5
Payment to States Funds				
New Budget Authority	\$182,513	\$106,150	\$104,605	-\$1,545
Program Level	\$545,446	\$496,270	\$452,180	-\$44,090
Full-Time Equivalents (FTEs)	70	60	85	25
Permanent Funds New Budget Authority	\$364,144	\$352,486	\$320,766	-\$31,720
Permanent Funds Program Level	\$744,284	\$742,491	\$655,743	-\$86,748
Permanent Funds Full-Time Equivalents (FTEs)	1,351	1,329	1,296	-33

Budget Line Item **Brush Disposal**

Budget Line Item	(dollars in thousands)			
	FY 2009 Enacted	FY 2010 Enacted	FY 2011	
			President's Budget	FY2011 vs FY2010
Permanent Funds				
Brush Disposal				
New Budget Authority	\$7,868	\$11,000	\$11,385	\$385
Program Level	\$11,637	\$14,700	\$14,700	\$0
Full-Time Equivalents (FTEs)	94	105	105	0

New Budget Authority: Amounts equal actual or anticipated receipts for the fiscal year.
Program Level: Actual balance of obligations in FY 2009 and planned obligations for FY 2010 and FY 2011.

FY 2011 Program Changes

The FY 2011 budget proposes \$14,700,000 for the Brush Disposal program. The program level is the same program level as FY 2010 and is based on projected harvest levels through FY 2010. Funding will be used to treat an estimated 60,000 acres of woody debris resulting from timber harvesting on the national forests.

Past Performance

In FY 2009, 74,669 acres were treated, or 36 percent more than were initially planned. Actual accomplishments were significantly above projected accomplishment levels in part due to the variability of treatment methods and associated costs on specific timber sale areas.

Authority

The Brush Disposal Act of August 11, 1916, as amended (16 U.S.C. 490) This Act authorizes the Secretary of Agriculture to require purchasers of national forest timber to deposit the estimated cost to dispose of brush and other debris resulting from their cutting operations.

Program Overview

This program provides for the disposal of unmerchantable brush and other debris resulting from timber harvest operations. Timber harvest activities create logging slash which, left untreated, can increase the risk of fire, impair reforestation, contribute to the buildup of insect populations, or damage stream channels. Depending upon the amount of logging debris created, as well as the relative fire hazard created, logging slash can be mechanically treated by scattering, chipping, or crushing down by logging equipment and allowed to decay. Slash can also be subjected to broadcast burning or collected into piles and burned during non-hazardous weather conditions.

Timber sale operators can perform the required work, or they can request that the Forest Service complete this work by depositing funds to cover these costs. Brush disposal funding comes from deposits required of timber purchasers, and is used only on timber sale areas.

Allocation and Integration

The allocation of brush disposal funds responds to each region's assessment of budget authority required to accomplish necessary treatments to the extent funds are on deposit.

Partnerships

None.

Budget Line Item Licensee Programs (Smokey Bear and Woodsy Owl)

	(dollars in thousands)			
	FY 2009 Enacted	FY 2010 Enacted	FY 2011	
			President's Budget	FY2011 vs FY2010
Permanent Funds				
Licensee Program				
New Budget Authority	\$90	\$86	\$86	\$0
Program Level	\$5	\$33	\$33	\$0
Full-Time Equivalentents (FTEs)	0	0	0	0

New Budget Authority: Amounts equal actual or anticipated receipts for the fiscal year.

Program Level: Actual balance of obligations in FY 2009 and planned obligations for FY 2010 and FY 2011.

FY 2011 Program Changes

The budget includes \$86,000 for the licensee programs, which is equal to the FY 2010 level. This program supports national initiatives, local programs, and products that help increase public awareness with regard to wildfire prevention (Smokey Bear) and maintenance of environmental quality (Woodsy Owl). There are no FTEs funded by this program.

Authorities

Fees for the use of the Smokey Bear and Woodsy Owl characters by private enterprises are collected under regulations formulated by the Secretary of Agriculture. They are available to support: **Smokey Bear**: to further the nationwide forest fire prevention campaign (16 U.S.C. 580 p-2) (18 U.S.C. 711). **Woodsy Owl**: to promote wise use of the environment and programs that foster maintenance and improvement of environmental quality (16 U.S.C. 580 p-1) (formerly classified as 31 U.S.C. 488a, 488b-3, 488b-6) (18 U.S.C. 711a).

Program Description

The Smokey Bear program supports national initiatives, programs, and products that help increase public awareness in regard to wildfire prevention. The licensing program receives approximately \$100,000 yearly from royalties, of which 35 percent are paid to the licensee contractor for its services. A fire prevention specialist oversees the licensing contract. Smokey Bear royalties also support the National Smokey Bear Award program and the national fire prevention public service campaign. The Chief of the USDA Forest Service has discretionary authority to use money from royalties in special projects that support the Smokey Bear fire prevention message.

The Woodsy Owl program supports national initiatives, programs, and products that help increase public awareness of activities and issues related to improvement and maintenance of environmental quality. This licensing program is overseen by the national symbols program manager on the Conservation Education staff. The Conservation Education program identifies funding for the Woodsy Owl conservation program initiative to develop products, to manage the licensing program, and to enhance partnerships. The licensing contractor receives 35 percent of the royalties reported. The focus of the Woodsy Owl licensing program is to collect royalties to develop a public service campaign to promote conservation of the environment.

Budget Line Item Restoration of Forest Lands and Improvements

	(dollars in thousands)			
	FY 2009 Enacted	FY 2010 Enacted	FY 2011 President's Budget	FY2011 vs FY2010
Permanent Funds				
Restoration of Forest Lands & Improvements				
New Budget Authority	\$45,027	\$35,000	\$35,000	\$0
Program Level	\$10,085	\$15,000	\$15,000	\$0
Full-Time Equivalents (FTEs)	61	75	70	-5

New Budget Authority: Amounts equal actual or anticipated receipts for the fiscal year.
 Program Level: Actual balance of obligations in FY 2009 and planned obligations for FY 2010 and FY 2011.

FY 2011 Program Changes

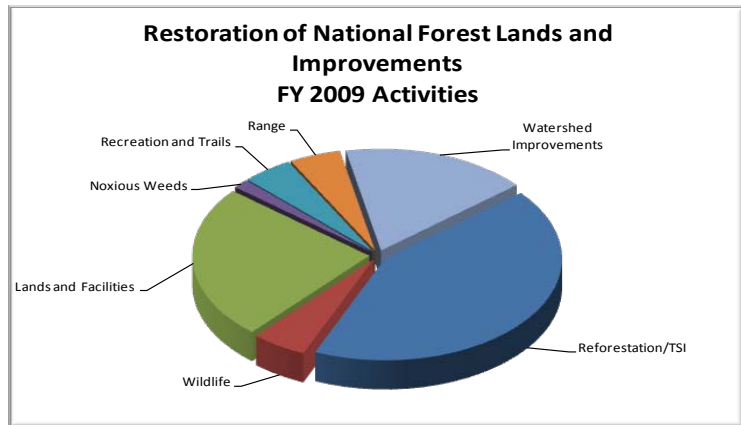
The budget includes \$15,000,000 for the Restoration of Forest Lands and Improvements. This is the same program level as FY 2010. This program provides for the rehabilitation of forest resources or infrastructure that has been damaged due to negligence or contract non-performance of other parties. Restoration of Forest Lands and Improvements provides a funding mechanism to quickly bill, collect, and obligate funds necessary to restore damages to critical ecosystems and facilities so that repairs are not deferred or foregone.

Authorities

The Act of June 20, 1958 (16 U.S.C. 579c) (P.L. 85-464, Sec. 7, June 20, 1958, 72 Stat. 217). This Act authorizes establishment of a fund for improvement, protection, or rehabilitation of lands under the administration of the Forest Service. This fund receives moneys from (a) a forfeiture of a bond or deposit by a permittee or timber purchaser for failure to complete performance of improvement, protection, or rehabilitation work required under the permit or timber sale contract or (b) the result of a judgment, compromise, or settlement of any claim, involving present or potential damage to lands or improvements. Funds are available until expended to cover the costs of performing the required work. Any funds received in excess of the amount expended in performing the work shall be transferred to miscellaneous receipts.

Program Overview

This authority protects the interests of the Forest Service in a variety of situations. When work under a permit or timber sale contract is not completed by a permittee or timber purchaser, they forfeit their bond or deposit. These funds then transfer to the Restoration of Forest Lands and Improvements fund, and the Forest Service performs the work itself.



This authority also protects the interests of the Forest Service from present or potential damage to lands or improvements due to the actions of another party. The authority provides the Forest Service with the ability to use funds from a judgment, compromise, or claim settlement to address those damages.

Restoration of Forest Lands and Improvements funds are available until expended. Any monies received in excess of the amount expended in performing the appropriate work is transferred to miscellaneous receipts. Based on a Comptroller General's Decision (67 Comp. Gen. 276), collections may be used to cover the restoration costs paid from Forest Service appropriations if Forest Service appropriations were used to complete the required work before the collections were received. The proposed FY 2011 program funding level is based on field projections of anticipated work.

Budget Line Item Federal Land Recreation Enhancement Fund

	(dollars in thousands)			
	FY 2009 Enacted	FY 2010 Enacted	FY 2011 President's Budget	FY2011 vs FY2010
Permanent Funds				
Federal Lands Recreation Enhancement Fund				
New Budget Authority	\$66,477	\$67,000	\$67,500	\$500
Program Level	\$102,194	\$99,900	\$67,700	-\$32,200
Full-Time Equivalents (FTEs)	655	603	532	-71

FY 2011 Program Changes

The budget includes \$67,700,000 for the Federal Lands Recreation Enhancement Fund, a decrease of \$32,200,000 below FY 2010. Funds will be used to provide annual maintenance and repairs to recreation facilities, enhance visitor services such as interpretation and education, and provide for the presence of law enforcement and other uniformed employees in recreation areas. Priority for use of these funds will be to reduce deferred maintenance at high priority fee sites identified in Recreation Facility Analysis (RFA) master plans and to improve the condition of the facilities used by the recreating public. Through the use of these funds the Forest Service is able to operate and maintain many of its recreation facilities that might otherwise have been closed due to increasing costs.

Past Performance

Program Levels in both FY 2009 and FY 2010 include actual and planned expenditures from the \$93 million in additional revenues transferred from the Land and Water Conservation Fund, in FY 2008, as authorized by Congress under the Federal Lands Recreation Enhancement Act. Of the amount transferred, approximately \$57 million has been expended on 335 projects, with the additional benefit of reducing deferred maintenance by approximately \$30 million.

Authorities

Federal Lands Recreation Enhancement Act (16 U.S.C. 6806 and 6807) (P.L. 108-447, div. J, [title VIII, Sec. 807 and Sec. 808] Dec. 8, 2004, 118 Stat. 3388). This Act provides authority through December 2014 to implement a fee program for certain recreation sites on Federal lands. Fees collected from users of recreation facilities are used to pay for on-the-ground operation, maintenance, and improvements of recreation sites and services to maintain and enhance recreation opportunities, visitor experiences, and related habitat. Funds are available until expended. The Act directs the creation of Recreation Resource Advisory Committees (RACs) to allow for public involvement on recreation fee programs.

Program Overview

Approximately \$67 million is collected annually and used to maintain and improve facilities and services for which the fees are collected. At least 80 percent of the fees collected are deposited in the Federal Lands Recreation Enhancement Fund and are spent on the area, site, or projects that directly relate to visitor enjoyment, access, and health and safety. Work activities include: annual operation and

maintenance, interpretation, signage, wildlife habitat restoration, resource preservation, and law enforcement. A large amount of work in this program is executed through contracts.

The Forest Service is the contracting agency for the National Recreation Reservation Service (NRRS), part of Recreation.gov, an e-government initiative. The Forest Service has entered into a four-year contract through FY 2010, with the option to extend through 2016, valued at \$100 million to provide reservations for all reservable recreation facilities on public lands.

Allocation and Integration


Recreation fees supplement discretionary appropriations such as National Forest System – Recreation, Heritage and Wilderness and Capital Improvement and Maintenance – Facilities and Trails budget line items. These revenues are an integral part of sustaining the agency’s recreation program. Outputs associated with this program are combined and reported under individual resource programs throughout the Forest Service appropriated accounts.

Partnerships

Recreation fees are used to match volunteer hours, grants, and other challenge cost share dollars to provide for the health and safety of visitors to national forest recreation areas and to restore ecosystem damage caused by recreation use.

The Forest Service has chartered five Recreation Resource Advisory Committees (RACs), which include the Southern, Eastern, and Pacific Northwest Regions, and the States of California and Colorado. In cooperation with the Bureau of Land Management (BLM), the agency participates in 12 additional RACs. These committees meet several times a year to review proposed changes to the recreation fee program. This demonstrates the agency’s continued commitment to improving its effectiveness and efficiency through increased public involvement and cooperation.

Visitors at Mount Shasta



Approximately 6,000 to 7,000 visitors climb Mount Shasta on the Shasta-Trinity National Forest each year. Revenues from recreation fees enable the Forest to provide a ranger presence and crucial safety services, including over 900 climbing presentations to interested visitors, 300 avalanche clinics to potential climbers, and maintenance of a climbing and avalanche website that receives 85,000 hits per year. Recreation fees are crucial for providing a safe and enjoyable experience for climbers on Mt. Shasta.

Budget Line Item Federal Land and Facility Enhancement Fund

	(dollars in thousands)			
	FY 2009 Enacted	FY 2010 Enacted	FY 2011 President's Budget	FY2011 vs FY2010
Permanent Funds				
Federal Land & Facility Enhancement Fund				
New Budget Authority	\$8,768	\$50,000	\$25,000	-\$25,000
Program Level	\$13,417	\$40,850	\$22,400	-\$18,450
Full-Time Equivalents (FTEs)	21	32	25	-7

New Budget Authority: Amounts equal actual or anticipated receipts for the fiscal year.
 Program Level: Actual balance of obligations in FY 2009 and planned obligations for FY 2010 and FY 2011.

FY 2011 Program Changes

The budget includes \$22,400,000 for the Federal Land and Facility Enhancement Fund, a reduction of \$18,450,000 from FY 2010. Funds will be used to initiate the conveyance of an estimated \$10.3 million in land and excess administrative facilities, reducing deferred maintenance by approximately \$1.4 million as displayed in Table B. Disposal of these assets are needed to right-size the agency’s real property portfolio.

Past Performance

In FY 2009, the agency collected \$8.4 million through the completion of 32 land and facility conveyances. These conveyances eliminate deferred maintenance by approximately \$2.7 million and reduced square footage by 243,082 as displayed in Table A. Outputs associated with this program are combined and reported under individual resource programs in the National Forest System, Land Acquisition, and Capital Improvement and Maintenance accounts.

Authorities

Numerous Federal statutes authorize the Secretary of Agriculture to retain proceeds from the conveyance of land and excess structures, and expend the revenues to acquire or develop land and improvements for administrative purposes. Revenues received from the sale of land or structures are deposited into the Sisk Act Fund and are available without further appropriation.

Interior and Related Agencies Appropriations Act P.L. 107-63, Section 329, as amended by P.L. 108-7, P.L. 108-108, and P.L. 108-447. This Act provided authority through September 30, 2008 to implement a pilot program that allowed the agency to retain proceeds from the conveyance of excess structures and expend the receipts for building maintenance, rehabilitation, and construction.

Forest Service Facility Realignment and Enhancement Act (FSFREA) P.L. 109-54, Title V of the Department of the Interior, Environment, and Related Agencies Appropriations Act, 2006. This Act provided authority through September 30, 2008 to convey unneeded administrative sites and retain the proceeds for building maintenance, rehabilitation, and construction provided certain criteria contained in Title V are met. In addition, projects initiated under the pilot authority may continue under the provisions

of the FSFREA. This authority has been extended through September 30, 2011 pursuant to the Omnibus Appropriations Act, 2009 (P.L. 111-8).

Program Overview

The Forest Service currently owns approximately 17,400 administrative and research buildings. A large number of these facilities do not meet the agency's needs and are either underutilized or in need of maintenance in order to meet current health and safety standards. More than 60 percent of Forest Service facilities are more than 30 years old and more than half have exceeded their design life. Without major and often costly renovations, these structures frequently fail to meet administrative needs due to inadequate space; improper location; high maintenance costs; and failure to meet current health, safety, and accessibility codes. Improving asset management allows the agency to fully utilize mission critical and mission dependent assets and manage those assets in the right condition and at the right cost.

Work activities include: notification, analysis, valuation, and realty case processing services; facility repairs, preventive maintenance, and replacement of parts and structural components; construction of new facilities, alteration of existing facilities to change function, and expansion of facilities to change capacity to meet needs that have changed to meet current mission critical functions.

The following programs are included in this Fund:

Land and Facility Conveyances Under Special Legislation – This program enables specific national forests to convey land or facilities and use the proceeds to acquire, construct, or improve land and facilities within the same national forest or State.

Administrative Site Conveyances Program - This program provides for the realignment of the agency's facility portfolio by providing an incentive for local managers to liquidate obsolete/underutilized assets and reinvest in the appropriate assets in the appropriate place to support the agency's mission. This authority provides the opportunity to address efficiently current and future needs, to reduce annual lease costs, and to reduce the deferred maintenance backlog. In addition to operational benefits, the program also provides substantial economic and social benefits, such as providing local communities with additional tax base, and opportunities for redevelopment to align with community plans and economic stimulus strategies focused on development to enhance community goals.

Allocation and Integration

Federal Land and Facility Enhancement proceeds compliment discretionary appropriations in the National Forest System - Landownership Management and Capital Improvement and Maintenance – Facilities and Deferred Maintenance and Infrastructure Improvement budget line items. The revenues generated from the sale of land and facilities play an integral role in updating the agency's land and facility program. Outputs associated with this program are combined and reported under the benefits to individual resource programs throughout the Forest Service appropriated accounts. Authority for obligation and expenditure of these funds is allocated to the regions based on the amounts collected from sales within that region.

Partnerships

The agency participates in partnerships with other Federal agencies, including the General Services Administration who maintains a national memorandum of agreement with the Forest Service to fulfill the requirements of FSFREA. In addition, the agency benefits from working with other Federal agencies, such as the Bureau of Land Management, as well as tribal governments, local communities, local

governments, and many private landowners. The program is enhanced by partnership opportunities in order to eliminate or reduce redundant efforts, such as leveraging funds to secure high priority resource lands for public access and resource protection or to co-locate with other Federal and non-governmental agencies to share facilities and thereby lower operation costs.

TABLE A
FY 2009 Land and Facility Conveyance Accomplishments

Region	State	Forest	Authority	Project Name	Year Initiated	Sale Price	Acres Conveyed	Square Footage Reduced	Deferred Maintenance Eliminated	Use of Funds
1	Montana	Lolo	RF	Fort Missoula - Building 1	2006	\$ 480,000	0.53	11,373	\$ 635,084	Deferred Maintenance
1	Totals					\$ 480,000	0.53	11,373	\$ 635,084	
2	Colorado	White River	RB	Eagle Compound Horse Pasture	2006	\$ 1,275,000	0.33	-	-	N/A
2	Wyoming	Medicine Bow	RF	Hayden Ranger Station & Storage Facility	2007	\$ 405,500	2.04	16,380	\$ 177,000	Other
2	Wyoming	Shoshone	RF	Cody Interagency Fire Center	2008	\$ 188,000	0.32	2,104	\$ 13,000	Other
2	Totals					\$ 1,868,500	2.69	18,484	\$ 190,000	
4	Nevada	Humboldt Toiyabe	RF	Sandia & Austin Residences - Water Street House	2004	\$ 56,000	0.86	2,668	\$ 49,000	Deferred Maintenance
4	Nevada	Humboldt Toiyabe	RF	Sandia & Austin Residences- Austin Main St. Dwelling	2004	\$ 46,000	0.17	2,000	\$ 47,000	Deferred Maintenance
4	Nevada	Humboldt Toiyabe	RF	Sandia & Austin Residences - Sandia #24	2004	\$ 31,500	0.29	2,032	\$ 144,000	Deferred Maintenance
4	Utah	Dixie	RF	Enterprise Work Center	2007	\$ 195,000	1.50	5,224	\$ 46,200	Construct New Facility, Deferred Maintenance, Disposal
4	Idaho	Payette	RF	New Meadows Housing & Storage Buildings	2008	\$ 176,000	0.96	6,964	\$ 265,900	Deferred Maintenance
4	Totals					\$ 504,500	3.78	18,888	\$ 552,100	
6	Washington	Okanogan	RF	Twisp Ranger Station	2006	\$ 1,000,000	6.39	54,791	\$ 433,446	Deferred Maintenance
6	Oregon	Willamette	RF	Eugene Warehouse	2006	\$ 715,000	2.50	37,020	\$ 142,058	Deferred Maintenance
6	Oregon	Wallowa Whitman	RF	Hudspeth House	2007	\$ 148,000	0.48	2,056	\$ 6,403	Deferred Maintenance
6	Oregon	Willamette	RF	Rigdon Highway 58 Administrative Site	2007	\$ 376,000	5.94	12,689	\$ 95,932	Deferred Maintenance
6	Oregon	M Hood	RF	Estacada Compound	2007	\$ 555,000	6.83	15,382	\$ 26,141	Deferred Maintenance
6	Washington	Colville	RF	Republic Administrative Site	2007	\$ 90,000	0.70	2,625	\$ 32,895	Deferred Maintenance
6	Oregon	Wallowa Whitman	RF	Hill House	2007	\$ 108,000	0.32	1,026	\$ 49,693	Deferred Maintenance
6	Oregon	Wallowa Whitman	RF	Joseph House	2007	\$ 103,000	0.13	1,482	\$ 15,027	Deferred Maintenance
6	Washington	Wenatchee	RF	Leavenworth Residence	2007	\$ 205,000	0.22	2,403	\$ 34,126	Other
6	Washington	M Baker	RF	Skykomish Houses	2008	\$ 575,000	0.16	8,220	\$ 153,636	Deferred Maintenance
6	Oregon	Wallowa Whitman	RF	Silver Street House	2008	\$ 104,000	0.17	1,368	\$ 7,750	Deferred Maintenance
6	Totals					\$ 3,979,000	27.74	139,032	\$ 997,107	
8	Virginia	George Washington	RF	Wytheville Office & Work Center	2006	\$ 330,000	4.00	11,410	\$ 73,450	Construct New Facility
8	Alabama	NFs in Alabama	RF	Oakjudges Ranger Dwelling	2007	\$ 108,000	1.41	1,940	\$ 2,900	Construct New Facility
8	Alabama	NFs in Alabama	RF	Shoal Creek Ranger Dwelling	2007	\$ 68,000	0.80	1,960	\$ 4,600	Construct New Facility
8	Mississippi	NFs in Mississippi	RF	Gloster Work Center	2007	\$ 567,150	2.00	7,104	\$ 61,000	Construct New Facility
8	Mississippi	NFs in Mississippi	RF	Gloster Office	2007	\$ 27,000	1.00	2,770	\$ 911	Construct New Facility
8	Oklahoma	Oauchita	RF	Tek Ranger Dwelling	2008	\$ 50,101	0.26	1,400	\$ 1,000	Construct New Facility
8	Totals					\$ 639,251	9.47	26,584	\$ 143,861	
9	Minnesota	Superior	RF	Old Isabella Administrative Site - Lot 5	2006	\$ 10,776	1.00	2,678	\$ -	Deferred Maintenance
9	New Hampshire	White Mt	RF	Volpe Tract 874, Plymouth	2006	\$ 120,000	0.18	1,746	\$ 23,500	Improvement/Deferred Maintenance
9	Pennsylvania	Allegheny	RF	Ridgway Ranger Station	2007	\$ 170,000	9.68	10,160	\$ 117,401	Improvement/Deferred Maintenance
9	Wisconsin	Chequamegon	RF	Keyes Lakeside Residence	2006	\$ 537,000	7.27	2,496	\$ 9,486	Improvement/Deferred Maintenance
9	Pennsylvania	Allegheny	RB	Marienville Half Lot	2007	\$ 2,000	0.09	-	\$ -	Improvement/Deferred Maintenance
9	Missouri	Mark Twain	RF	Old Doniphan Administrative Site	2008	\$ 103,000	2.34	11,641	\$ -	Improvement/Deferred Maintenance
9	Totals					\$ 942,776	20.56	28,721	\$ 150,388	
NATIONAL TOTALS						\$ 8,414,027	64.77	243,082	\$ 2,668,540	

^{1/} Total proceeds collected does not agree with actual collections deposited in FY 2008. This is due to delays in actual receipt of revenues collected for projects sold at the end of the previous fiscal year. Actual collections deposited in FY 2008 totaled \$20.5 million.

Forest Service Facility Realignment and Enhancement Act of 2005 (FY 2006 Interior, Environment and Related Agencies Appropriations Act, Title V, P.L. 109-54)
RF - Facility Conveyance Project
RB - Bare Land Conveyance Project

TABLE B
FY 2011 Land and Facility Planned Conveyance Projects

Region	State	Cong District	Forest	Project Name	Authority Used	Gross Square Footage Eliminated	Acres of Land with Conveyance	Deferred Maintenance Reduction (thousands)	Estimated Sale Value (thousands)	Proceeds for Maintenance (thousands)	Proceeds for New Const. (thousands)	Planned Conveyance Completion Date
2	CO	1	Bridger-Teton Sawtooth	Sixth Street House, Leadville	RF	3,009	0.5	\$ 10	\$ 200	\$ 200	\$ -	2011
2	CO	2		Midland Summer Home Group, Lot 6 Cabir	RB	965	-	\$ -	\$ 68	\$ 68	\$ -	2011
2	TOTALS					3,974	0.5	\$ 10	\$ 268	\$ 268	\$ -	
4	WY	1	Bridger-Teton Sawtooth	Pinedale Fire Center	RF	3,240	1.2	\$ 23	\$ 1,400	\$ -	\$ 1,400	2011
4	ID	2		Buck Camp Administrative Site - Land	RB	-	40.0	\$ -	\$ 6,000	\$ -	\$ 6,000	2012
4	TOTALS					3,240	41.2	\$ 23	\$ 7,400	\$ -	\$ 7,400	
6	WA	4	Okanagon-Wenatchee	Chirook Pass Work Center	RF	10,897	-	\$ 129	\$ 500	\$ 250	\$ 250	2012
6	WA	2	Mt. Baker-Snoqualmie	North Mountain	RB	-	10.0	\$ -	TBD	TBD	\$ -	2011
6	TOTALS					10,897	10.0	\$ 129	\$ 500	\$ 250	\$ 250	
8	VA	9	George Washington-Jefferson	Clinch Ranger Residence	RF	2,420	-	\$ 3	\$ 120	\$ -	\$ 120	2011
8	TOTALS					2,420	-	\$ 3	\$ 120	\$ -	\$ 120	
9	MN	8	Chippewa	Walker Westbranch Warehouse	RF	2,176	-	\$ 6	\$ 64	\$ 64	\$ -	2011
9	MO	8	Mark Twain	Ava Replacement (Frederickstown)	RF	7,280	-	\$ 73	\$ 184	\$ -	\$ 184	2011
9	MO	8	Mark Twain	Ava Replacement (Potosi)	RF	2,368	-	\$ 1	\$ 60	\$ -	\$ 60	2011
9	NH	2	White Mtn	Ammonusac Ranger Station	RF	6,770	-	\$ 914	\$ 300	\$ -	\$ 300	2011
9	NH	2	White Mtn	Gorham Depot	RF	5,060	-	\$ 41	\$ 100	\$ -	\$ 100	2011
9	MN	8	Superior	Ely Service Center	RF	23,767	-	\$ 135	\$ 589	\$ -	\$ 589	2011
9	MI	2	Huron-Manistee	White Cloud	RF	12,642	-	\$ 12	\$ 400	\$ -	\$ 400	2011
9	MI	1	Ottawa	St. Ignace Dwelling	RF	2,617	-	\$ 10	\$ 257	\$ -	\$ 257	2011
9	MI	1	Ottawa	Ontonagon Ranger Dwelling	RF	3,259	-	\$ 45	\$ 65	\$ -	\$ 65	2011
9	MN	8	Superior	Wolf Center Land	RB	-	14.5	\$ -	\$ 30	\$ -	\$ 30	2011
9	TOTALS					65,939	-	\$ 1,237	\$ 2,049	\$ 64	\$ 1,985	
TOTALS						86,470	51.7	\$ 1,401	\$ 10,337	\$ 582	\$ 9,755	

Forest Service Facility Realignment and Enhancement Act of 2005 (FY 2006 Interior, Environment and Related Agencies Appropriations Act, Title V, P. L. 109-54)

RF - Facility Conveyance Project

RB - Bare Land Conveyance Project

Table C
Change in Land and Facility Planned Conveyance Projects

The following projects have been dropped from the Land and Facility Conveyance listings in FY 2008 through FY 2010:

Fiscal Year	Region	State	Project Name	Forest	Cong. District	Acres
2008	1	MT	Stevensville Ranger Station	Bitterroot	1	4.8
2008	1	MT	Darby Ranger Station	Bitterroot	1	10.0
2008	1	MT	Kooskia Administrative Site	Clearwater	1	4.8
2008	1	MT	Sylvanite Building No. 1045	Kootenai	1	5.0
2008	1	MT	Sylvanite Building No. 1063	Kootenai	1	5.0
2008	9	PA	Sheffield Ranger Headquarters	Allegheny	5	5.5
2009	6	OR	Raddue Guard Station	Malheur	2	0.0
2010	4	ID	Greenhorn Guard Station	Sawtooth	2	5 - 40
2010	6	OR	Big Elk Campground	Siuslaw	5	3.0

Budget Line Item Timber Purchaser Election Road Construction

	(dollars in thousands)			
	FY 2009 Enacted	FY 2010 Enacted	FY 2011	
			President's Budget	FY2011 vs FY2010
Permanent Funds				
Timber Purchaser Election Road Construction				
New Budget Authority	\$4,000	\$4,000	\$4,000	\$0
Program Level	\$2,854	\$2,000	\$2,000	\$0
Full-Time Equivalents (FTEs)	21	3	3	0

New Budget Authority: Amounts equal actual or anticipated receipts for the fiscal year.
 Program Level: Actual balance of obligations in FY 2009 and planned obligations for FY 2010 and FY 2011.

FY 2011 Program Changes

The FY 2011 budget includes \$2,000,000 which is the typical program level for this fund. Program level and accomplishments in FY 2011 are dependent upon the number of qualifying small businesses purchasing timber sales, and the number of those that do not have the capability to perform the required road work. The program constructs or improves specified roads and bridges in order to support the timber harvest operations of small business operators.

Past Performance

In FY 2009, 1 stream crossing was constructed or reconstructed for aquatic organism passage, 79 miles of roads received maintenance, and 14 miles of passenger car and 23 miles of high clearance/closed roads were improved under the Purchaser Election Fund in support of the Forest Products program.

Authorities

National Forest Management Act of 1976 (16 U.S.C. 472a(i)). The Act authorizes the Secretary of Agriculture to use any receipts from the sale of timber for the construction of roads required under the timber sale contract.

Department of the Interior and Related Appropriations Act, 1999 (16 USC 535a (c)) (P.L. 105-277, div. A, Sec. 101(e), [title III, Sec. 329], Oct. 21, 1998, 112 Stat. 2681-231, 2681-292.) This Act authorizes small business timber purchasers to elect to pay the Forest Service to reconstruct or construct any permanent roads or bridges required by the timber sale. The timber purchaser must be classified as a small business operator, and the total estimated reconstruction and construction cost in the timber sale contract must exceed \$50,000.

Department of the Interior, Environment, and Related Appropriations Act, 2008 (P.L. 110-161, Sec. 6., div. F, [title IV, Sec. 423], Dec. 26, 2007, 121 Stat. 2150.) This Act authorized the use of \$15,000,000 from current balances of the Purchaser Election Fund for vegetative treatments.

Program Overview

The Purchaser Election program supports construction and reconstruction of any permanent road or bridge required under the terms and conditions of timber sale contracts. When a small business timber purchaser is awarded a contract, the purchaser may elect to pay the Forest Service to construct or reconstruct specified roads in the timber sale contract to a standard necessary to harvest and remove timber and other forest products. The agency then uses the Purchase Election funds to contract for the required road work and administer the contract. To qualify for this program the estimated cost of road construction and/or reconstruction must exceed \$50,000. This program benefits both small timber contractors who might otherwise be unable to bid on Forest Service timber sales, as well as providing for appropriate road improvements preventing soil degradation, stream sedimentation, or other damages resulting from poor road construction and maintenance.

Budget Line Item **Timber Salvage Sales**

	(dollars in thousands)			
	FY 2009 Enacted	FY 2010 Enacted	FY 2011 President's Budget	FY2011 vs FY2010
Permanent Funds				
Timber Salvage Sales				
New Budget Authority	\$23,867	\$32,000	\$23,000	-\$9,000
Program Level	\$33,233	\$34,200	\$34,000	-\$200
Full-Time Equivalent (FTEs)	300	301	296	-5

New Budget Authority: Amounts equal actual or anticipated receipts for the fiscal year.
 Program Level: Actual balance of obligations in FY 2009 and planned obligations for FY 2010 and FY 2011.

	FY2006 Actual	FY 2007 Actual	FY 2008 Actual	FY2009 Actual	FY 2010 Target	FY 2011 Target
Timber Salvage Sales						
Volume of salvage timber sold (hundred cubic feet (CCF))	1,862,175	978,050	871,054	588,081	390,432	367,400
Volume of salvage timber sold (million board feet (MMBF))	974	517	472	294	195	184

FY 2011 Program Changes

The FY 2011 President’s Budget proposes \$34,000,000 for the Timber Salvage Sales Fund, a decrease of \$200,000 from FY 2010. The funding will be used to analyze, prepare, and offer new timber salvage sales while administering timber salvage sales awarded in the recent past. Salvage sale treatments primarily follow recent fire and insect outbreaks in the west. It is expected that about 184 MMBF of timber volume would be sold in FY 2011, a decrease of about 11 MMBF from the FY 2010 level.

Past Performance

In FY 2009, the agency sold 294 MMBF and exceeded its planned salvage sale sold volume by 15 percent.

Authorities

The National Forest Management Act of 1976 (16 U.S.C. 472a (h)). This Act authorizes the Secretary of Agriculture to require purchasers of salvage timber to make monetary deposits in a designated Treasury fund to cover the costs for sale preparation and administration, and the engineering design and administration of any needed roads necessary for the harvesting of the salvage timber. Funds are available until expended.

Program Overview

The Salvage Sale program collects revenues from the sale of timber from dead and dying trees to prepare and administer future salvage timber sales, including engineering support. These revenues are deposited into the Salvage Sale Fund and are available to immediately respond to timber salvage opportunities. The removal of fire-damaged, diseased and insect-infested timber through timber sale contracts is a tool to reduce the potential for catastrophic wildland fires and other hazards associated with dead or dying timber. Timely salvage sales also help maximize the recovery of potentially lost timber product value, and through the collection of Knutson-Vandenberg Act funds, can provide for restoration of the affected area.

Allocation and Integration

Timber Salvage Sale funds are allocated based upon the amount of cash available in regional salvage accounts and the relative need for treatment each fiscal year. In addition to the Salvage Sale Fund, timber sales are funded through regular appropriations and other special authorities, including the Timber Sale Pipeline Restoration Fund, the Knutson – Vandenberg Fund as amended, and the Stewardship Contracting Fund. All of these funds receive a portion of the revenues received from timber sales.

Partnerships

Implementation of salvage logging projects is highly dependent on the availability of local contractors that can perform the work as well as places willing to purchase the forest products. Otherwise, these projects would be cost-prohibitive to perform. Receiving facilities could include electric energy production facilities, sawmills, firewood processing plants, or paper mills.

Budget Line Item Stewardship Contracting

Budget Line Item	(dollars in thousands)			
	FY 2009 Enacted	FY 2010 Enacted	FY 2011 President's Budget	FY2011 vs FY2010
Permanent Funds				
Stewardship Contracting				
New Budget Authority	\$5,724	\$4,500	\$4,660	\$160
Program Level	\$3,286	\$6,590	\$6,000	-\$590
Full-Time Equivalents (FTEs)	0	0	0	0

New Budget Authority: Amounts equal actual or anticipated receipts for the fiscal year.
 Program Level: Actual balance of obligations in FY 2009 and planned obligations for FY 2010 and FY 2011.

	FY2006 Actual	FY 2007 Actual	FY 2008 Actual	FY2009 Actual	FY 2010 Target	FY 2011 Target
Stewardship Contracting						
Acres of forest vegetation established	47	111	784	1,344	1,166	1,400
Acres of forest vegetation improved	13,008	14,275	15,854	16,338	23,573	25,000
Acres of noxious weeds/ invasive plant treatments	30	193	869	6,535	1,292	7,000
Acres of wildlife habitat restored or improved	4,022	12,196	5,804	36,334	8,630	15,000
Miles of stream habitat restored or enhanced	2	87	15	47	99	50
Miles of roads decommissioned	68	29	62	9	39	35
Miles of high clearance system roads improved	N/A	129	105	116	148	135
Miles of passenger car system roads improved	N/A	35	98	54	44	60
Volume of timber sold (hundred cubic feet (CCF))	471,996	655,072	678,328	743,417	825,000	830,000
Volume of timber sold (million board feet (MMBF))	241	331	339	0	413	415
Green tons of biomass made available for energy production	70,147	383,767	213,238	467,266	376,000	400,000
Acres of stewardship contracts / agreements awarded	60,344	77,676	65,890	88,304	121,000	135,000
Acres of hazardous fuels treated to reduce the risk of catastrophic fires	59,152	49,938	58,067	69,607	86,339	60,000
Acres of wildland-urban interface (WUI) high-priority hazardous fuels treated	35,727	34,285	35,617	36,858	38,500	40,000
Number of stewardship contracts / agreements contributing to watersheds in fully functioning condition (number)	7	4	7	4	12	6

FY 2011 Program Changes

The FY 2011 President’s Budget proposes \$6,000,000 for Stewardship Contracting, a decrease in program of \$590,000 from FY 2010. The decrease is due to a projected decline in retained receipts in FY 2010. These funds become available when the project work exceeds the cost of the service work obtained under an integrated resource contract. This funding is used to improve, maintain, and/or restore forest and rangeland health; restore and maintain water quality; improve fish and wildlife habitat; reestablish native plant species; and reduce hazardous fuels that pose risks to communities and ecosystem values.

Past Performance

The Program Performance table above shows the variety of resource accomplishments derived from the offset of the value of the forest products in addition to those resource accomplishments from the retained receipts on other authorized projects. Many of the accomplishments resulting from stewardship contracting activities increased in FY 2009 over those planned, as shown in the Program Performance table displayed above. This is due in part to the variability both in the resource work needed in the region where the receipts are collected and the cost of those activities.

Authorities

Department of the Interior and Related Appropriations Act, 1999 (16 USC 2104 note) (P.L. 105-277, div. A, Sec. 101(e), [title III, Sec. 347], Oct. 21, 1998, Stat. 2681-231, amended by Department of the Interior and Related Appropriations Act, 2003 (P.L. 108-7, div. F, [title III, Sec. 323], Feb. 20, 2003, 117 Stat. 275. Section 323 supersedes the original authority granted to the Forest Service in section 347. This Act authorizes the Forest Service via agreement or contract to enter into stewardship projects to perform services to achieve land management goals and meet local and rural community needs.

Program Overview

Stewardship contracting enables the Forest Service to apply the value of timber or other forest products from stewardship sales as an offset against the costs to accomplish land and resource management objectives. If the offset value exceeds the value of the resource improvement treatments, those receipts are retained and deposited in the Stewardship Contracting Fund and are available until expended for other authorized stewardship projects. Stewardship contracting funds may be used for:

- 1) Road and trail maintenance or obliteration to restore or maintain water quality;
- 2) Soil productivity, habitat for wildlife and fisheries, or other resource values;
- 3) Prescribed fires to improve the composition, structure, condition, and health of timber stands or improve wildlife habitat;
- 4) Removing vegetation or other activities to promote healthy forests, reduce fire hazards, or achieve other land management objectives;
- 5) Watershed restoration and maintenance;
- 6) Restoration and maintenance of wildlife and fisheries habitat; and
- 7) Control of noxious and invasive weeds, and re-establishment of native plant species.

Stewardship contracts are selected on a best-value basis and employ multi-year contracts that may be up to ten years. Collaboration with local and rural communities is an integral part of each stewardship contract or agreement.

Allocation and Integration

Stewardship Contracting retained receipts generally remain on the unit where the receipts were collected for use on other authorized projects. Funds can be only used on other units after approval by the regional forester in the region where the receipts were collected and only after public notification.

Partnerships

Stewardship contracting allows for national, regional, and local-level partnerships. Significant partnerships exist with national organizations such as the Rocky Mountain Elk Foundation and the Wild Turkey Federation, which provide assistance in areas such as training and implementation. In addition to these national organizations, there are many local collaborative partnerships that have been built through stewardship contracting. These collaborative partnerships have resulted in community support for stewardship projects and helped the Agency move forward with projects without litigation costs and delays that have often confronted traditional timber sales and some other hazardous fuel reduction projects.

Budget Line Item Timber Sales Pipeline Restoration Fund

Budget Line Item	(dollars in thousands)			
	FY 2011			
	FY 2009 Enacted	FY 2010 Enacted	President's Budget	FY2011 vs FY2010
Permanent Funds				
Timber Sales Pipeline Restoration Fund				
New Budget Authority	\$7,735	\$7,000	\$7,000	\$0
Program Level	\$4,239	\$8,000	\$7,000	-\$1,000
Full-Time Equivalent (FTEs)	35	53	47	-6

New Budget Authority: Amounts equal actual or anticipated receipts for the fiscal year.
 Program Level: Actual balance of obligations in FY 2009 and planned obligations for FY 2010 and FY 2011.

	FY2006 Actual	FY 2007 Actual	FY 2008 Actual	FY2009 Actual	FY 2010 Target	FY 2011 Target
Timber Sales Pipeline Preparation						
Volume of pipeline timber prepared (hundred cubic feet (CCF))	895,639	528,827	535,120	571,061	450,000	649,000
Volume of pipeline timber prepared (million board feet (MMBF))	448	264	268	285	225	325

FY 2011 Program Changes

The budget includes \$7,000,000 for the Timber Sales Pipeline Restoration Fund, a decrease of \$1,000,000 from FY 2010. Specific programs within this Fund are as follows:

Timber Sales Pipeline Preparation (-\$750,000) – The FY 2010 President’s Budget includes \$5,250,000 for the timber sales pipeline preparation, a decrease in budget authority of \$750,000 from FY 2010. About 325 MMBF of timber volume would be added to the pipeline of timber sales prepared as a result of this funding. Program levels have been adjusted based on projected receipts collected in FY 2010.

Recreation Backlog (-\$250,000) – The FY 2010 President’s Budget includes \$1,750,000 to fund backlog recreation maintenance projects; a reduction of \$250,000 from FY 2010. Emphasis is placed on repairs to correct health and safety deficiencies and reducing the backlog of deferred maintenance at priority recreation sites as identified on the forests’ Recreation Facility Analysis (RFA) and for system trails.

Past Performance

In FY 2009, 285 MMBF in timber pipeline volume was prepared or 114 percent of the planned level. Outputs associated with the recreation backlog projects are combined and reported under the Capital Improvement and Maintenance Facilities and Trails programs.

Authorities

Department of the Interior and Related Agencies Appropriations Act of 1996 (P.L. 104-134, Sec. 101 (c), [title III Sec. 327], April 26, 1996, 110 Stat. 1321-206 and 207). The Secretary of Agriculture is authorized to collect and deposit revenues from a specific set of timber sales (i.e., sales released under P.L. 104-19, [title II, Sec. 2001(k)], July 27, 1995) for the purpose of preparing timber sales and addressing the backlog of recreation projects. Revenues from the sale of timber prepared using Timber Sale Pipeline Restoration funds are also re-deposited into this fund and are available for preparation of additional timber sales and recreation backlog projects.

Program Overview

The Timber Sales Pipeline Restoration Fund accomplishes a multitude of land and resource management objectives, such as improving forest health, restoring wildlife habitat, and providing forest products to meet local and national needs. In addition, as a result of the revenues collected, it is possible to address health and safety issues in recreation facilities and on system trails. Thus, this program also benefits the recreating public by addressing maintenance issues that may cause harm or otherwise detract from the outdoor experience.

The following programs are included in the Fund:

Timber Sales Pipeline Preparation - This activity includes the NEPA analysis to meet long term forest health and desired condition objectives, determining the volume and value of the trees to be removed, and timber sale layout and design leading to timber sale offer in future years. Seventy five percent of the Timber Sales Pipeline Restoration funds are used for preparation of future non-salvage timber sales to restore the timber sales pipeline volume. Expenditures may also include the necessary planning and design for the associated timber roads.

Recreation Backlog – Twenty-five percent of these funds are expended on backlog recreation facility projects and system trails. This activity includes maintenance and improvement of recreation sites, system trails, bridges, and trailheads.

Allocation and Integration

Funding is allocated to the field each year based upon the actual prior year collections from qualifying timber sales, with 75 percent of the net receipts collected in each region being returned to them for additional timber sales pipeline work, and the remaining 25 percent for recreation backlog.

In addition to this fund, timber sales are funded through the National Forest System – Forest Products budget line item as well as the Salvage Sale Fund and the Knutson -Vandenberg Trust Fund as amended. Recreation facility and trail projects are also funded through the Capital Improvement and Maintenance – Facilities, Trails, Deferred Maintenance and Infrastructure Improvement, and Legacy Roads and Trails budget line items, and the Permanent Appropriation – Federal Lands Recreation Enhancement Fund.

Partnerships

Effective implementation of this program requires that the timber industry infrastructure be located within a certain proximity to the national forests. Without it, timber sales may not be economically viable, and timber harvesting would incur costs, possibly very expensive. The agency accomplishes valuable recreation facility and trails work by leveraging funds and in-kind contributions through many partnerships. Volunteers, concessionaires, and other partners are engaged to enhance recreation experiences and help maintain nearly 70 percent of agency-owned recreation sites. Trail crews are one of the primary means for the Forest Service to provide jobs to young adults and partner with local communities and interest groups.

Budget Line Item Forest Botanical Products

	(dollars in thousands)			
	FY 2009 Enacted	FY 2010 Enacted	FY 2011	
			President's Budget	FY2011 vs FY2010
Permanent Funds				
Forest Botanical Products				
New Budget Authority	\$1,844	\$2,250	\$2,330	\$80
Program Level	\$1,385	\$1,830	\$2,330	\$500
Full-Time Equivalent (FTEs)	17	17	17	0

New Budget Authority: Amounts equal actual or anticipated receipts for the fiscal year.
 Program Level: Actual balance of obligations in FY 2009 and planned obligations for FY 2010 and FY 2011.

	FY2006 Actual	FY 2007 Actual	FY 2008 Actual	FY2009 Actual	FY 2010 Target	FY 2011 Target
Forest Botanical Products						
Sold value of forest botanical products	\$2,244,191	\$2,503,442	\$1,075,452	\$1,773,732	\$2,250,000	\$2,250,000

FY 2011 Program Changes

In FY 2011, the budget includes \$2,330,000 for the Forest Botanical Products Fund, an increase of \$500,000 from the FY 2010 level to facilitate the sale of forest botanical products that meet local and national needs such as galax, ginseng, locust posts, rhododendron and laurel plants and roots, ramps, and medicinal plants. This program assures that botanical products are removed in a sustainable and environmentally benign manner, while responding to the need for culturally important, medicinal, and the wide variety of other botanical products.

This pilot program is authorized to collect fees through the end of FY 2014. The collections from the sale of forest botanical products is expected to increase in FY 2011. The regulations associated with this fund are expected to be finalized prior to the beginning of FY 2011. The estimated value of forest botanical products is dependent on market conditions; however, we expect a relatively level demand during the life of the pilot program.

Past Performance

The total value of the products sold in FY 2009 was higher (\$1,773,732) than FY 2008 despite the overall decline in market conditions.

Authorities

Department of the Interior and Related Agencies Appropriations Act, 2000 (16 U.S.C. 528 note) (P.L. 106-113, div. B, sec. 1000(a)(3), [Appendix C, title III, Sec. 339], Nov. 29, 1999, 113 Stat. 1535), as amended by (P.L. 108-108, [title III, Sec. 335]. Nov. 10, 2003, 117 Stat. 1312). This Act authorizes the Secretary of Agriculture to charge and collect fees from persons who harvest forest botanical products to cover costs to the agency. Funds collected are deposited in a special fund in the Treasury. This authority is provided through September 30, 2014, with the funds collected available for expenditure through Sept. 30, 2015.

Program Overview

This pilot authority provides a mechanism for charging and collecting fees from persons who harvest forest botanical products. Fees collected are to cover the costs associated with granting, modifying, or administering the authorization for harvesting, including the costs for environmental analyses. Work activities include inventory, analysis, sustainability determination for harvest levels, permit issuance and administration, and monitoring to facilitate the sale and harvest of forest botanical products through FY 2015. The objectives of this pilot program are to provide for the sale and harvest of forest botanical products in a sustainable manner that contributes to meeting the Nation's demand for these goods and services while maintaining, enhancing, or restoring forest ecosystems to desired conditions.

Allocation and Integration

Funds collected through FY 2014 under this authority are currently authorized for expenditure on the unit where funds were collected through FY 2015.

Budget Line Item Roads and Trails (10 percent) Fund

	(dollars in thousands)			
	FY 2011			
	FY 2009 Enacted	FY 2010 Enacted	President's Budget	FY2011 vs FY2010
Permanent Funds				
Roads & Trails (10 percent) Fund				
New Budget Authority	-\$7,553	\$11,200	\$12,100	\$900
Program Level	\$710	\$1,500	\$10,000	\$8,500
Full-Time Equivalent (FTEs)	1	0	31	31

New Budget Authority: Amounts equal actual or anticipated receipts for the fiscal year.
 Program Level: Actual balance of obligations in FY 2009 and planned obligations for FY 2010 and FY 2011.

FY 2011 Program Changes

In FY 2011, the agency is requesting authority for use of these funds as previously provided and authorized in the Act of March 4, 1913. The FY 2011 program level is \$10,000,000 which will be used to maintain, repair, or reconstruct roads and trails. Planned accomplishments will focus on reducing health and safety issues; and correcting road and trail deficiencies that are adversely affecting ecosystems, such as, removing barriers to aquatic organisms at stream crossings.

Past Performance

In FY 2009, 1 bridge was reconstructed, 7 miles of passenger car roads were improved, and 8 miles of roads received maintenance using prior year carryover funds. No new funds were available in FY 2009.

Authorities

The Act of March 4, 1913, as amended (16 U.S.C. 501). This Act authorizes 10 percent of all moneys received from the national forests during each fiscal year to be expended for the construction and maintenance of roads and trails within the national forests in the States from which proceeds are derived.

Department of the Interior, Environment, and Related Appropriations Act, 2010 (P.L. 111-88, div. A, title III, Oct. 30, 2009, 123 Stat. 2940). This Act directed “That funds becoming available in fiscal year 2010 under the Act of March 4, 1913 (16 U.S.C. 501) shall be transferred to the General Fund of the Treasury and for any other purpose unless the funds are appropriated.”

Program Overview

A total of all national forest receipts are used by the Forest Service, without regard to the State in which the amounts were derived, to repair or reconstruct roads, bridges, and trails on NFS lands. Beginning in FY 1999 and subsequent appropriation acts, the authority was expanded to allow the use of funds for the purpose of improving forest health conditions, and repair or reconstruction of roads and bridges on NFS lands in the wildland-urban interface where there is an abnormally high risk of fire. The program reduces risk to human safety and public health and property, and enhances ecological functions, long-term forest productivity, and biological integrity. Funds are directed towards correcting road and trail deficiencies that adversely affect ecosystems.

Allocation and Integration

In FY 2008, 2009, and 2010, Congress directed that these receipts be transferred to Treasury.

Budget Line Item Midewin National Tallgrass Prairie Rental Fee Account

(dollars in thousands)				
	FY 2009	FY 2010	FY 2011	FY2011 vs
	Enacted	Enacted	President's	FY2010
			Budget	
Permanent Funds				
Midewin National Tallgrass Prairie Rental Fee Fund				
New Budget Authority	\$548	\$1,100	\$1,100	\$0
Program Level	\$571	\$800	\$800	\$0
Full-Time Equivalent (FTEs)	2	1	1	0

New Budget Authority: Amounts equal actual or anticipated receipts for the fiscal year.
 Program Level: Actual balance of obligations in FY 2009 and planned obligations for FY 2010 and FY 2011.

FY 2011 Program Changes

The FY 2011 President’s Budget includes \$800,000 to restore and manage prairie and wetland habitat on the Midewin National Tallgrass Prairie (MNP). The funds provide for maintaining native plant communities and grassland bird habitat at the prairie. The ability to collect funds from grazing and agricultural uses provides a needed resource to the Prairie managers to continue to restore ecosystems and habitats in order to enhance biodiversity; promote scientific, environmental, and educational research; develop best practices for land management; and provide a variety of recreation opportunities which would otherwise be foregone.

Authorities

The Illinois Land Conservation Act of 1995 (16 U.S.C. 1609 note) (P.L. 104-106, div. B, [title XXIX, sec. 2915 (b), (c)], Feb. 10, 1996, 110 Stat. 601-602). The Secretary of Agriculture is authorized to issue agricultural special use authorizations or grazing permits for purposes primarily related to erosion control, provision for food and habitat for fish and wildlife, or other resource management activities consistent with the purposes of the Midewin National Tallgrass Prairie.

Program Overview

The Illinois Land Conservation Act of 1995 established MNP, to be managed as part of the National Forest System. The Act authorized the Secretary of Agriculture to issue agricultural special use authorizations or grazing permits. After appropriate payments to the State of Illinois and Will County, pursuant to the Act of May 23, 1908, and section 13 of the Act of March 1, 1911 (16 U.S.C. 500), available receipts from rental fees may be used to cover the cost of restoration, prairie improvements, and administrative activities.

Budget Line Item Midewin National Tallgrass Prairie Restoration Fund

(dollars in thousands)				
	FY 2009	FY 2010	FY 2011	FY2011 vs
	Enacted	Enacted	President's	FY2010
			Budget	
Permanent Funds				
Midewin National Tallgrass Prairie Restoration Fund				
New Budget Authority	\$0	\$0	\$0	\$0
Program Level	\$0	\$0	\$0	\$0
Full-Time Equivalents (FTEs)	0	0	0	0

New Budget Authority: Amounts equal actual or anticipated receipts for the fiscal year.
 Program Level: Actual balance of obligations in FY 2009 and planned obligations for FY 2010 and FY 2011.

FY 2011 Program Changes

No funds are included for this program in the FY 2011 President’s Budget.

Authorities

The Illinois Land Conservation Act of 1995 (16 U.S.C. 1609 note) (P.L. 104-106, div. B, [title XXIX, sec. 2915 (d), (e) and (f)], Feb. 10, 1996, 110 Stat. 602). The Secretary of Agriculture is authorized to charge reasonable user fees for the admission, occupancy, and use of the Midewin National Tallgrass Prairie; and may sell for salvage value any facilities and improvements which have been transferred under this Act. The Secretary may use amounts in the fund, in such amounts as are provided in advance in Appropriation Acts, for restoration and administration of the Midewin National Tallgrass Prairie.

Program Overview

The Illinois Land Conservation Act of 1995 established the Midewin National Tallgrass Prairie (MNP), to be managed as part of the National Forest System. Receipts from user fees, sales of surplus equipment, and the salvage value proceeds from the sale of any facilities and improvements can be used to cover the cost of restoration of ecosystems; construction of a visitor center, recreational facilities, trails, and administrative office; prairie improvement; and operation and maintenance of the MNP.

Salvage opportunities anticipated by the legislation have not materialized; less than \$4,000 has been generated over the past 10 years. No expenditures have been made from this account since its creation.

Budget Line Item Operation and Maintenance of Quarters

	(dollars in thousands)			
	FY 2011			FY2011 vs FY2010
	FY 2009 Enacted	FY 2010 Enacted	President's Budget	
Permanent Funds				
Operation & Maintenance of Quarters				
New Budget Authority	\$8,061	\$9,000	\$9,000	\$0
Program Level	\$7,368	\$8,300	\$8,000	-\$300
Full-Time Equivalents (FTEs)	28	27	27	0

New Budget Authority: Amounts equal actual or anticipated receipts for the fiscal year.
 Program Level: Actual balance of obligations in FY 2009 and planned obligations for FY 2010 and FY 2011.

FY 2011 Program Changes

The FY 2011 budget includes \$8,000,000 for the Operation and Maintenance of Quarters program and reflects a decrease of \$300,000 from FY 2010. These funds maintain employee occupied living quarters in safe and healthy conditions. The program will emphasize improvements to water systems and health and safety issues.

Authorities

Forest Service Quarters Operations and Maintenance (5 U.S.C. 5911, Other Provisions). This Act authorizes the collection of rental income from employees living in government owned or leased residences. Such rents and charges shall be deposited in a special Treasury fund, to remain available for obligation until expended, for maintenance and operation of quarters.

Program Overview

This program provides for maintenance, operation, and management of employee housing facilities, including associated utility systems. Funds may also be used to pay the rental costs for leased quarters, including utilities, due to extreme housing shortages in the area. In addition to maintaining safe and pleasant housing, work in this fund contributes to the reduction of the agency’s deferred maintenance backlog.

Maintenance is defined as all types of maintenance to a structure or building including any government-owned property and appliances integral to the facility. The fund does not cover betterments, additions, replacement construction, or new construction.

Allocation and Integration

Rental deposits are pooled and remain on the forest where collected. Maintenance less than \$250,000 in cost may additionally be funded using the Facilities Multi-program Assessment funds . Maintenance needs greater than \$250,000 in cost may additionally be funded using Capital Improvement and Maintenance – Facilities, and the Deferred Maintenance and Infrastructure Improvement budget line items.

Budget Line Item Land Between the Lakes Management Fund

	(dollars in thousands)			
	FY 2009 Enacted	FY 2010 Enacted	FY 2011 President's Budget	FY2011 vs FY2010
Permanent Funds				
Land Between the Lakes Management Fund				
New Budget Authority	\$3,756	\$4,300	\$4,500	\$200
Program Level	\$3,892	\$4,100	\$4,300	\$200
Full-Time Equivalents (FTEs)	17	15	15	0

New Budget Authority: Amounts equal actual or anticipated receipts for the fiscal year.
 Program Level: Actual balance of obligations in FY 2009 and planned obligations for FY 2010 and FY 2011.

FY 2011 Program Changes

The proposed budget level is \$4,300,000 for the Land Between the Lakes (LBL) Management Fund, an increase of \$200,000 above FY 2010, and commensurate with an expected overall increase in receipts. Funds will be used to support operational costs for customer-focused recreation and environmental education programs directly as well as capital improvements at the facilities where collected. LBL will continue to assess, analyze and implement the highest priorities identified in the Area Plan for integrated forest management, particularly in a larger portion of the Northern Oak Grassland Restoration Demonstration Area and the completion of work in Prior Creek area. Implementation of the Devil’s Backbone project will begin. The agency continues to maintain recreation facilities to standard for public use. Small infrastructure replacement projects will be completed in several of the developed facilities.

Past Performance

In FY 2009, work was completed on the “Woodlands Trace” scenic byway corridor management plan and several facility infrastructure component replacements. LBL maintained an average of about 30 percent cost recovery, and appropriations continue to hold at a relatively even level by using the Management Fund to cover routine and inflationary increases to operational costs for the facilities that generate revenue. In addition, in FY 2009, LBL sustained three major storms (a dry hurricane, significant ice storm, and heavy spring rains) which left the Area inaccessible for several days and weeks after each event. Visitation and revenue will hopefully recover with a more traditional weather pattern in FY 2010.

Authorities

The Land Between the Lakes Protection Act of 1998 (16 USC 460lll-23 and 24) (P. L. 105-277, div. A, Sec. 101(e) [title V, Sec. 523 and Sec. 524], Oct. 21, 1998, 112 Stat. 2681-315). This Act authorizes the Forest Service to retain certain recreation revenue receipts from the Land Between the Lakes National Recreation Area, to be deposited into a special Treasury fund to be available for obligation until expended.

Program Overview

The LBL National Recreation Area provides public recreational opportunities; conserves fish and wildlife and their habitat; provides for diversity of plants and animals; and offers opportunities for hunting, fishing, and environmental education. LBL hosts an average of 2 million visits annually from people who come from all over the Nation and more than 30 foreign countries.

Section 524 of the authorizing Act established a special fund known as the “Land Between the Lakes Management Fund.” All amounts received from charges, use fees, and natural resource use, including timber and agricultural receipts, are deposited into the management fund. Funds are available for management of LBL, including payment of salaries and expenses.

Partnerships

LBL’s program of work provides the opportunity to partner with a number of regional and national conservation organizations, such as the National Wild Turkey Federation, Quail Unlimited, Rocky Mountain Elk Foundation, and Ducks Unlimited. Further, LBL’s volunteers, coordinated through the Friends of LBL partnership, log more than 112,000 hours of volunteer time on LBL projects.

Budget Line Item **Valles Caldera Fund**

	(dollars in thousands)			
	FY 2011			
	FY 2009 Enacted	FY 2010 Enacted	President's Budget	FY2011 vs FY2010
Permanent Funds				
Valles Caldera Fund				
New Budget Authority	\$651	\$1,000	\$1,000	\$0
Program Level	\$593	\$1,000	\$1,000	\$0
Full-Time Equivalent (FTEs)	0	0	0	0

New Budget Authority: Amounts equal actual or anticipated receipts for the fiscal year.
 Program Level: Actual balance of obligations in FY 2009 and planned obligations for FY 2010 and FY 2011.

FY 2011 Program Changes

The budget includes \$1,000,000 for the management and administration of the Valles Caldera National Preserve (Preserve) by the Valles Caldera Trust (Trust), a government corporation. The ability to charge and retain receipts for recreational and other uses provides the mechanism for the Preserve to improve access, enhance recreational opportunities, upgrade infrastructure, purchase branded products for resale, and the start-up costs for a science and education facility. The benefits of these programs are to facilitate the management of the Preserve and to further the statutory obligation of the Trust to become financially self-sufficient.

Past Performance

In FY 2009, the Trust offered several new recreation programs and made changes to the fishing program, allowing anglers to drive their own vehicles to specific locations along the San Antonio Creek within the Preserve. The hunting and fishing programs, as well as general public programs and special events accounted for over \$520,000 in revenue, a decrease of over \$110,000 from 2008. The Valles Caldera Trust awarded summer grazing on the Preserve to New Mexico State University (NMSU). The University, through the extension service, operated three small, multiple objective educational programs on the Preserve this summer designed to address animal health and ecological issues important in the regional area. There were 550 head of cattle on the Preserve this year and the program returned \$28,860 to the Trust.

Authorities

Valles Caldera Preservation Act (16 U.S.C. 698v-4, 698v-6). (P.L. 106-248, [title I, Sec. 106, Sec. 108], July 25, 2000, 114 Stat. 603 and 607; as amended by P.L. 109-132, [Sec. 2 (b) – (d)], 119 Stat. 2570). This Act authorizes the Valles Caldera Trust to receive and collect funds in support of the management and administration of the Preserve. This includes the authority to assess fees for admission to, and the use and occupancy of, the Preserve. In addition, the Trust may solicit and accept donations of funds, property, supplies, or services for the purpose of management of the Preserve.

Program Overview

The Valles Caldera Preservation Act provided for the acquisition of the Baca Ranch located in the Jemez Mountains of New Mexico, designated the acquired lands as the Valles Caldera National Preserve, and created the Valles Caldera Trust to manage the 88,900-acre tract. The Preserve protects and preserves the scientific, scenic, geologic, watershed, wildlife, historic, heritage, and recreational values; and provides for multiple use and the sustained yield of renewable resources. The Preserve is managed by the Trust, a government corporation that prepares annual budgets with the goal of achieving a financially self-sustaining operation by 2015.

The Act allows for a variety of approaches to generate revenue in support of the management of the Preserve and to carry out the duties of the Trust. Various funding mechanisms exist from private, public and non-profit organizations. Options include accepting donations from foundations or the private sector through charitable giving; or charging fees for use (grazing, forest products, filming, etc); and assessing admission fees and use fees. All monies received are deposited in the Valles Caldera Fund which is an interest-bearing account. These receipts are available without further appropriation for the administration, preservation, restoration, operation, maintenance, and improvement of the Preserve and its properties.

Partnerships

The Act requires management of the Preserve by the Trust, a government corporation subject to the Government Corporation Control Act. A nine-member Board of Trustees is responsible for the protection and development of the Preserve. Seven of its members are appointed by the President of the United States. In addition, the current Superintendent of nearby Bandelier National Monument and the Forest Supervisor of the Santa Fe National Forest also serve on the Board. All Board decisions are made at public meetings. In August of 2002, the management authority was transferred to the Trust.

Budget Line Item Administration of Rights-of-Way and Other Land Uses

	(dollars in thousands)			
	FY 2009 Enacted	FY 2010 Enacted	FY 2011	
			President's Budget	FY2011 vs FY2010
Permanent Funds				
Administration of Rights-of-Way & Other Land Uses				
New Budget Authority	\$4,768	\$6,900	\$8,500	\$1,600
Program Level	\$3,369	\$7,418	\$8,300	\$882
Full-Time Equivalents (FTEs)	29	37	42	5

New Budget Authority: Amounts equal actual or anticipated receipts for the fiscal year.
 Program Level: Actual balance of obligations in FY 2009 and planned obligations for FY 2010 and FY 2011.

FY 2011 Program Changes

The budget includes \$8,300,000 for the Administration of Rights-of-Way and Other Land Uses, an increase of \$882,000 above the FY 2010 program level. Funds will continue implementation of the Recovery of Cost pilot program and provide for the processing and monitoring of commercial filming and organizational camp fee uses. Progress will be reviewed to ensure consistent and cost effective management occurs while improving customer service and reducing the backlog of permit applications.

Past Performance

During FY 2009, the agency recovered approximately \$4.2 million in costs involving 1,900 land uses. The backlog of authorizations also fell from 5,685 to 5,062 reflecting continued improvements in program administration.

Authorities

Numerous Federal statutes authorize the Secretary of Agriculture to assess and collect fees from applicants for, and holders of, special use authorizations. These fees pay for the agency’s administrative costs to process applications for, and monitor, such authorizations. These authorities include the Independent Offices Appropriations Act of 1952 (P.L. 82-137), Mineral Leasing Act of 1920, as amended (P.L. 66-146); and the Federal Land Policy and Management Act of 1976 (P.L. 94-579). In addition, specific legislation authorizing the implementation of each program within this account is as follows:

Special Use Application and Permit Monitoring Fees. P.L. 106-113, Interior and Related Agencies Appropriations Act, 2000, Section 331 (113 Stat. 1501A-196 - 197), as amended by P.L. 108-447, Consolidated Appropriations Act, 2005, Division E, Section 345 (118 Stat. 3105), P.L. 109-54, Interior, Environment and Related Agencies Appropriations Act, 2006, Section 425 (119 Stat. 555) and P.L. 110-161 Consolidated Appropriations Act, 2008. This Act provides authority through September 30, 2012 to implement a pilot program to improve customer service to applicants and holders of special land use authorizations and reduce the agency’s backlog of expired authorizations.

Commercial Filming (16 U.S.C. 4601-6d). The Act of May 26, 2000 (P. L. 106-206) authorizes retention of fees collected for commercial filming and photography land use authorizations and the obligation of the monies for the maintenance of the filming site. Land use fees are based on an appraised fee schedule to process applications and monitor still photography and commercial filming. All land use fees collected and costs recovered remain at the site where collected and are available until expended.

Organizational Camp Fees P.L. 108-7, Consolidated Appropriations Resolution, 2003, Title V National Forest Organizational Camp Fee Improvement Act of 2003 (117 Stat. 294-297). This Act provides authority to establish a land use fee system for the occupancy and use of National Forest System lands by organizational camps that serve young people or individuals with a disability.

Program Overview

Approximately 50,000 land use authorizations and over 40,000 recreation authorizations are currently administered annually utilizing Federal lands for a wide variety of purposes, including energy-related uses and campground management. Processing and authorizing these uses are important in facilitating the development and transmission of affordable, reliable energy, in addition to supporting economic development and promoting the public health and safety of populations within or in proximity to national forests throughout the country. Work activities include: inspection, oversight, and monitoring of existing authorizations to ensure compliance with the terms and conditions of the authorization; and providing responses, analyses, and decisions to requests to occupy and use NFS lands.

Programs included in this Fund are as follows:

Special Use Application Processing and Permit Monitoring Fees - Fees collected are based on the agency's actual cost to process special use applications and monitor compliance. All cost recovery fees collected are spent at the administrative unit(s) where the processing and/or monitoring work is being conducted. Consistency is also established with the Bureau of Land Management (BLM), particularly where projects that occupy Federal lands are managed by both agencies.

Commercial Filming Special Uses Land Rent – Eighty percent of land-use fees from still photography and commercial filming activities are used for managing these activities and streamlining issuance of authorizations. Ten percent is used to cover the unit's cost of collecting these fees. The remaining 10 percent is used in developing policies and procedures for the management of these activities, of which 5 percent is available to the regional forester and the other 5 percent to the Washington Office.

Organizational Camp Fees - Fees are based on a percentage of the agricultural land value, adjusted for services to at-risk youth. Fees collected are available until expended for program administration, monitoring special use authorizations, interpretive programs, environmental analysis and restoration activities, and similar purposes.

Allocation and Integration

Land use and recreation use fees supplement discretionary appropriations such as the National Forest System – Landownership Management and Recreation, Heritage, and Wilderness budget line items. These revenues are an integral part of sustaining the agency's special-use program. Outputs associated with these programs are combined and reported under individual resource programs throughout the Forest Service appropriated accounts.

Partnerships

The agency cooperates with many other Federal agencies, such as the BLM, the Federal Energy Regulatory Commission, and the Army Corp of Engineers; interagency working groups; State, local, and tribal governments; and partners, such as the Western Utility Group and National Forest Recreation Association. Partnership opportunities provide an opportunity to streamline procedures in order to deliver consistent and clear direction.

Budget Line Item Payment Funds

(dollars in thousands)				
	FY 2009 Enacted	FY 2010 Enacted	FY 2011 President's Budget	FY2011 vs FY2010
Payment to States Funds				
Payments and Transfers from the National Forest Fund				
Payment to Minnesota				
Funding	\$2,102	\$6,150	\$6,150	\$0
Full-Time Equivalents (FTEs)	0	0	0	0
Payments to States, Act of 1908				
Funding	\$9,657	\$9,755	\$10,000	\$245
Full-Time Equivalents (FTEs)	0	0	0	0
Payments to States, SRS Act of 2000, Title II				
Funding	\$51,813	\$44,721	\$42,000	-\$2,721
Full-Time Equivalents (FTEs)	70	60	85	25
(NFF Fund) Payments and Transfers from the National Forest Fund				
Payments to States, SRS Act of 2000, Title I & III				
Funding	\$71,156	\$35,944	\$33,000	-\$2,944
Full-Time Equivalents (FTEs)	0	0	0	0
Payments from Treasury				
Payments to States, SRS Act of 2000, Title I & III				
Funding	\$395,000	\$386,700	\$348,030	-\$38,670
Full-Time Equivalents (FTEs)	0	0	0	0
Payments from National Grasslands and Land Utilization Projects				
Payments to Counties				
Funding	\$15,718	\$13,000	\$13,000	\$0
Full-Time Equivalents (FTEs)	0	0	0	0
Payment to States Funds Funding	\$545,446	\$496,270	\$452,180	-\$44,090
Payment to States Funds Full-Time Equivalents (FTEs)	70	60	85	25

FY 2011 Program Changes

The FY 2011 budget contains the mandatory payments to Minnesota of \$6,150,000 as required by the authorizing legislation. The budget contains \$10,000,000 for payments to States under the Act of 1908 (25 percent fund). Payments under the 25 percent fund are made a year in arrears based on receipts and credits specified in the authorizing legislation. This is an increase of \$245,000 from FY 2010.

The budget contains an increase in the transfer to the Forest Service of \$279,000 for projects on Federal lands, and a reduction in the payment to States of \$38,670,000 under the reauthorized Secure Rural Schools and Community Self-Determination Act of 2000. The budget contains \$13,000,000 in payments to counties based on receipts from activities on the national grasslands and land utilization projects, which are paid as required by the authorizing legislation.

Authorities

Payment to Minnesota

The Thye-Blatnick Act of June 22, 1948, as amended (16 U.S.C. 577g), Payment for Additional Lands Acquired in Northern Minnesota.

Payments to States

Secure Rural Schools and Community Self-Determination Act of 2000 (16 U.S.C. 500 note). This Act originally authorized through FY 2006 as P.L. 106-393, provides choices to counties to opt to receive a guaranteed level of annual payments for roads and schools and other authorized purposes as well as funding for specific resource improvement projects on the national forest where the county is located. If the county never opts in, they receive payments under the Act of May 23, 1908. P.L. 110-28, the Iraq Accountability Appropriations Act of 2007, provided for payments under the Secure Rural Schools and Community Self-Determination Act of 2000 for FY 2007. The Act was reauthorized through FY 2012 on October 3, 2008 in P.L. 110-343, Division C, Title VI.

The Act of May 23, 1908, as amended (16 U.S.C. 500 note), Payment for Receipts for Schools and Roads. This Act, commonly known as “the 25 percent fund” or “the Act of 1908,” authorizes annual payments on a seven year rolling basis to States equal to 25 percent of revenues from the sale of goods and services by the national forests. States shall use these payments for schools and roads. The Act was amended on October 3, 2008 in P.L. 110-343, Division C, Title VI.

Payments to Counties – National Grasslands Fund

Title III of the Bankhead-Jones Farm Tenant Act of July 22, 1937, as amended (7 U.S.C. 1012). This Act authorizes annual payments on a calendar year basis to counties, equal to 25 percent of net revenues received during the year (excluding receipts from the sale of land). Counties shall use these payments for schools and/or roads. This Act pertains primarily to national grasslands and land utilization projects.

Program Overview

Payment to Minnesota

The Secretary of Agriculture was directed to acquire resorts, cabins, and private lands within the Boundary Waters Canoe Area Wilderness and permanent residents were prohibited after 1974. Additionally, in-lieu-of-tax payments were authorized to Cook, Lake, and St. Louis Counties for Federal wilderness land from any national forest receipts not otherwise appropriated. At the close of each fiscal year, the State of Minnesota is paid three-fourths of 1 percent of the appraised value of certain Superior National Forest lands in the counties of St. Louis, Cook, and Lake for distribution to those counties. The land value is reappraised every 10 years. New appraisals were done in 2008.

Payments to States

Counties that opt to not receive payments under the Secure Rural Schools and Community Self-Determination Act of 2000 as reauthorized do receive, with few exceptions, 25 percent of all moneys collected from the national forests and grasslands in which the forests and grasslands are located under the Act of 1908. These payments benefit public schools and roads in the county or counties within the national forests and grasslands. P.L. 110-343, amended the Act of 1908 which, among other things, changed the payment formula. Instead of being based on each year’s receipts, payments to the states are now based on a rolling seven-year average of receipts. (16 U.S.C. 500 note).

Counties electing to receive their share of a State’s “full payment amount” under the Secure Rural Schools and Community Self-Determination Act of 2000, as amended by P.L. 110-343, receive payments

under a formula based on several factors, including acreage of Federal land, previous payments, and per capita personal income. The payments will ramp down each succeeding year through 2011.

Payments to Counties – National Grasslands Fund

Annual payments are authorized to counties which contain Forest Service lands that were acquired under the Bankhead-Jones Act. Twenty-five percent of the revenues received during the year (excluding receipts from the sale of land) from each national grassland or land utilization project are paid to the counties in which such lands are located. The funds are restricted to uses that benefit public schools and roads.

Appropriation

Trust Funds

(dollars in thousands)				
	FY 2009	FY 2010	President's	FY2011 vs
	Enacted	Enacted	Budget	FY2010
Trust Funds				
Cooperative Work, Knutson-Vandenberg				
New Budget Authority	\$196,171	\$50,000	\$51,750	\$1,750
Program Level	\$67,795	\$68,200	\$68,800	\$600
Full-Time Equivalents (FTEs)	465	469	468	-1
Cooperative Work, Knutson-Vandenberg Regional Work				
New Budget Authority	\$0	\$0	\$0	\$0
Program Level	\$14,052	\$16,700	\$10,000	-\$6,700
Full-Time Equivalents (FTEs)	132	140	84	-56
Cooperative Work, Forest Service				
New Budget Authority	\$22,730	\$50,000	\$51,750	\$1,750
Program Level	\$40,274	\$50,000	\$50,000	\$0
Full-Time Equivalents (FTEs)	235	240	240	0
Land Between the Lakes Trust Fund				
New Budget Authority	\$99	\$255	\$260	\$5
Program Level	\$20	\$50	\$100	\$50
Full-Time Equivalents (FTEs)	0	0	0	0
Reforestation Trust Fund				
New Budget Authority	\$30,000	\$30,000	\$30,000	\$0
Program Level	\$30,441	\$30,000	\$30,000	\$0
Full-Time Equivalents (FTEs)	193	180	178	-2
Trust Funds New Budget Authority	\$249,000	\$130,255	\$133,760	\$3,505
Trust Funds Program Level	\$152,582	\$164,950	\$158,900	-\$6,050
Trust Funds Full-Time Equivalents (FTEs)	1,025	1,029	970	-59

Table Note: Cooperative Work, Forest Service includes both receipts and reimbursable collections.
 New Budget Authority: Amounts equal actual or anticipated receipts for the fiscal year.
 Program Level: Actual balance of obligations in FY 2009 and planned obligations for FY 2010 and FY 2011.

**Budget Line Item Cooperative Work Trust Fund
Knutson-Vandenberg Fund**

(dollars in thousands)				
	FY 2009 Enacted	FY 2010 Enacted	FY 2011	
			President's Budget	FY2011 vs FY2010
Trust Funds				
Cooperative Work, Knutson-Vandenberg				
New Budget Authority	\$196,171	\$50,000	\$51,750	\$1,750
Program Level	\$67,795	\$68,200	\$68,800	\$600
Full-Time Equivalents (FTEs)	465	469	468	-1
Cooperative Work, Knutson-Vandenberg Regional Work				
New Budget Authority	\$0	\$0	\$0	\$0
Program Level	\$14,052	\$16,700	\$10,000	-\$6,700
Full-Time Equivalents (FTEs)	132	140	84	-56

New Budget Authority: Amounts equal actual or anticipated receipts for the fiscal year.
 Program Level: Actual balance of obligations in FY 2009 and planned obligations for FY 2010 and FY 2011.

	FY2006 Actual	FY 2007 Actual	FY 2008 Actual	FY2009 Actual	FY 2010 Target	FY 2011 Target
Knutson-Vandenberg						
Acres of forest vegetation established	63,112	62,195	59,135	50,622	75,373	55,700
Acres of forest vegetation improved	59,426	61,381	44,679	33,662	59,159	49,250
Highest priority acres treated annually for noxious weeds and invasive plants on NFS lands	14,119	19,977	18,502	13,234	25,293	37,700
Acres of lake habitat restored or enhanced with non-Wildlife funds	11	1,118	1,006	1,183	172	180
Miles of stream habitat restored or enhanced	19	2	9	2	12	45
Acres of wildlife habitat (terrestrial) (TES and Non-TES) restored or improved with non-Wildlife dollars	N/A	99,663	103,518	87,997	190,869	195,000
Miles of roads decommissioned	18	61	22	66	0	0
Miles of high clearance system roads improved	N/A	33	0	4	0	0
Miles of passenger car system roads improved	N/A	13	0	2	0	0
Number of stream crossings constructed or reconstructed to provide for aquatic organism passage	0	15	2	1	0	0
Acres of hazardous fuels treated to reduce risk of catastrophic fire	N/A	129,864	146,604	71,538	31,503	30,000
Acres of rangeland vegetation improved	1,178	168	3,418	508	2,118	1,300
Acres of watershed improvement	N/A	4,670	3,420	3,205	10,837	8,290

	FY2006	FY 2007	FY 2008	FY2009	FY 2010	FY 2011
	Actual	Actual	Actual	Actual	Target	Target
Knutson-Vandenberg Regional Work						
Acres of forest vegetation established	39,641	6,134	151	99	500	0
Acres of forest vegetation improved	N/A	4,570	767	1,441	0	0
Forestlands treated to achieve healthier conditions	N/A	57,756	29,911	16,527	11,000	7,000
Volume of timber sold (hundred cubic feet (CCF))	621,919	716,408	340,738	183,920	335,755	264,000
Volume of timber sold (million board feet (MMBF))	329	372	179	92	168	132
Miles of property line maintained to standard	N/A	14	0	N/A	0	0
Miles of landownership boundary line marked/maintained to standard	N/A	36	6	17	0	0
Miles of property line marked to standard	N/A	22	0	N/A	0	0
Miles of high clearance system roads receiving maintenance	692	1,811	136	N/A	0	0
Miles of road maintenance	1,908	3,609	0	51	0	0
Miles of passenger car roads receiving maintenance	1,216	1,799	272	N/A	0	0
Acres of hazardous fuels treated to reduce risk of catastrophic fire	N/A	45,951	10,806	2,187	0	0
Acres of wildland-urban interface (WUI) high-priority hazardous fuels treated	110,893	35,588	5,549	91	0	0
Highest priority acres treated annually for noxious weeds and invasive plants on NFS lands	40,798	6,993	2,706	1,679	0	0
Acres of rangeland vegetation improved	860	0	0	103	0	0
Acres of watershed improvement	773	242	2	0	0	0
Acres of lake habitat restored or enhanced with non-Wildlife funds	12	345	0	0	0	0
Miles of stream habitat restored or enhanced	N/A	2	0	0	0	0
Acres of wildlife habitat (terrestrial) (TES and Non-TES) restored or improved with non-Wildlife dollars	N/A	9,769	46	147	0	0

FY 2011 Program Changes

The FY 2011 President’s Budget includes \$68,800,000 in the Knutson-Vandenberg (K-V) program to conduct sale area improvement work on timber sale areas on the national forests, an increase in program of \$600,000 from FY 2010. This funding will be used within timber sale areas to implement reforestation following timber harvest, as well as other sale area improvements approved in the related environmental analyses. The funding level represents the portion of the total required sale area improvement work planned for accomplishment in FY 2011.

There will also be \$10,000,000 available in the K-V Regional Work program, a decrease in program of \$6,700,000 from FY 2010. This work will primarily focus on vegetative treatments to meet forest health objectives, 132 MMBF of timber volume will be produced as part of these forest health treatments.

Past Performance

Completion of K-V timber sale area projects is highly dependent upon the rate at which timber harvest units are harvested and accepted as completed. Factors include weather conditions that can slow down the rate of timber harvest and decisions made by the timber sale purchaser regarding which units are harvested in a given operating season. However, the deferred or delayed projects are completed in subsequent years as the K-V funds have already been collected to perform the work.

In FY 2009, for the K-V Regional Work program, the agency treated 16,527 high priority acres to meet forest health objectives or approximately 290 percent of the planned. The timber volume sold was approximately 92 MMBF, or approximately 76 percent of projected level.

Authorities

The Act of June 9, 1930, (16 USC 576b) (P.L. 71-319, ch. 416, June 9, 1930, 46 Stat. 527), as amended by P.L. 94-588, 1976, and P.L. 109-54, Aug. 2, 2005. The Act, known as the Knutson-Vandenberg Act, established a special fund to collect a portion of timber sale receipts to pay for reforesting the area from which the timber was cut. The Act was amended in 1976 to allow the Forest Service to use these funds for other sale area improvement activities. The FY 2006 Interior Appropriations Act amended this authority to allow for the expenditure of unused funds, not needed to accomplish work on the sale area, on other areas “within the Forest Service region in which the timber sale occurred.”

Program Overview

The following programs are included in this fund:

Knutson-Vandenberg – This program uses funds derived from timber sale revenues which are used for sale area improvement work within the timber sale area. Planned resource project work is documented in the sale area improvement plans and as determined by the project environmental analysis. The first priority for K-V program funds is reforestation of harvested areas. These funds can also be used to perform timber stand improvement and protection, and projects for the improvement of other resource values, including wildlife, soil, watershed, range, and recreation.

Knutson-Vandenberg Regional Work - The FY 2006 Appropriations Act expanded the authority to allow for the expenditure of unused funds, not needed to accomplish work on the timber sale area, on another area “within the Forest Service region in which the timber sale occurred.” Unused collections are generated when actual costs are less than planned costs. This new authority is used to accomplish watershed restoration; wildlife habitat improvement; control of insect, disease, and noxious weeds; community protection activities; and the maintenance of forest roads. To accomplish these objectives, K-V Regional Work program funds may be utilized for timber sale planning, preparation, administration, engineering support, and land line location.

Allocation and Integration

The Knutson-Vandenberg program funding is allocated to the regions based upon cash collected on timber sale areas and the planned resource projects identified on approved sale area improvement plans. The Knutson-Vandenberg Regional Work program funds are allocated based upon cash availability, and where additional funding would effectively achieve the purposes of the authority.

Partnerships

The K-V program has contributed to partnerships and productive working relationships with State fish and game agencies and organizations such as the Wild Turkey Federation, Quail Unlimited, and the Ruffed Grouse Society. These productive relationships and partnerships are critical in the identification and planning of some K-V funded projects.

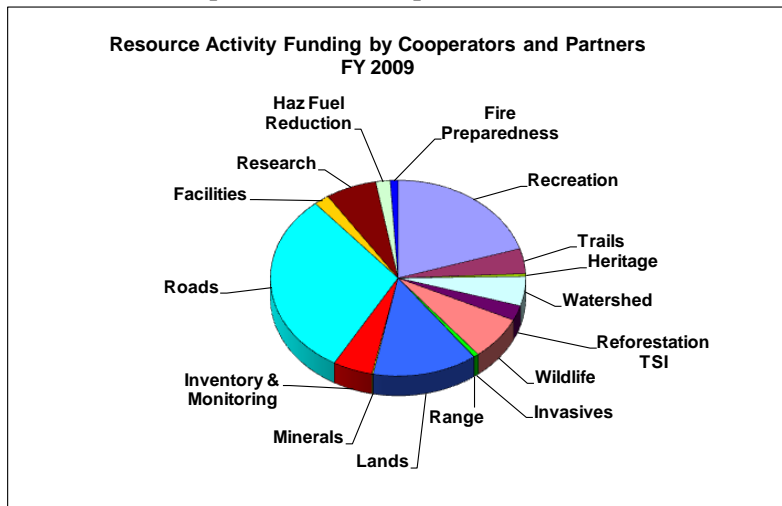
Budget Line Item Cooperative Work Trust Fund — Other

	FY 2009 Enacted	FY 2010 Enacted	FY 2011 President's Budget	FY2011 vs FY2010
Trust Funds				
Cooperative Work, Forest Service				
New Budget Authority	\$22,730	\$50,000	\$51,750	\$1,750
Program Level	\$40,274	\$50,000	\$50,000	\$0
Full-Time Equivalents (FTEs)	235	240	240	0

New Budget Authority: Amounts equal actual or anticipated receipts for the fiscal year.
 Program Level: Actual balance of obligations in FY 2009 and planned obligations for FY 2010 and FY 2011.

FY 2011 Program Changes

The FY 2011 President’s Budget proposes \$50,000,000 for the Cooperative Work Trust Fund – Other program resulting in no program change from FY 2010. This level is consistent with anticipated collections from partners and cooperators. The collections allow



the agency to leverage appropriated funds in order to deliver a variety of treatments and services which benefit Forest Service lands and other resource programs.

Cooperative projects vary in size and scope each year depending on partner interest, objectives, and financial resources, and meet both agency and partner needs. Each agreement specifies the type of work to be done as well as the funds being donated. The program of work varies each year.

Authorities

The Act of June 30, 1914 (16 U.S.C. 498). This Act authorizes the acceptance of contributions for cooperative work in forest investigations, protection, management, and improvement of the National Forest System.

The Granger-Thye Act of April 24, 1950 (16 U.S.C. 572). This Act authorizes cooperation with other parties to perform work for permittees, agencies, organizations, and persons for the kinds of work that the Forest Service is authorized to do on lands of the United States.

The Roads and Trails Act of October 13, 1964 (16 U.S.C. 532-537). This Act authorizes the construction of roads using cooperative financing from other agencies.

The Act of June 30, 1978 (16 U.S.C. 1643). This Act authorizes the acceptance and use of donated funds for research activities.

The Act of October 10, 1978 (7 U.S.C. 2269). This Act authorizes agencies within the U.S. Department of Agriculture to accept donations for non-research activities.

The Act of June 6, 1968 (16 U.S.C. 693d). This Act authorizes cooperation in the operation of the Robert S. Kerr Memorial Arboretum and Nature Center.

The Act of July 4, 1968 (16 U.S.C. 471h). This Act authorizes cooperation in the operation of the Cradle of Forestry.

Title 31, United States Code, section 1321 (31 U.S.C. 1321). Section 1321 of Title 31 of the United States Code authorizes Trust Funds.

Program Overview

The Cooperative Work Trust Fund - Other program is used to collect deposits received from partners and cooperators for protecting and improving resources of the National Forest System as authorized by cooperative agreements. The deposits are for a wide variety of activities that benefit and support programs in Forest and Rangeland Research, on National Forest System lands, and for other agency activities.

The variety of activities performed using funds include wildlife habitat enhancement; recreation program activities; research; fire prevention and education; construction, reconstruction, and maintenance of roads, trails, and other improvements; scaling services; fire protection; and other resource purposes as authorized by law.

Cooperative deposits are received from a vast assortment of local, regional, and national organizations and individuals; State and other public agencies; industrial associations; and other private sources. The deposits are made under a variety of cooperative instruments that specify the mutual benefits of the work. Cooperative deposits leverage appropriated funds to increase effectiveness and complement the objectives of Forest Service appropriated resource management programs and cooperative research projects. These programs and projects may involve any aspect of forestry and vary widely in scope and duration. Refer to the Special Exhibit on Forest Service Partnerships for additional information on cooperative activities using Challenge Cost Share agreements.

Cooperative road maintenance deposits can be made by commercial users of the National Forest Road System in lieu of actually performing their commensurate share of road maintenance. These deposits are used in conjunction with the other road maintenance appropriations to provide maintenance of system roads by the Forest Service.

Deposits for administering and protecting non-Federal land within or near the national forests can be made by owners of non-Federal lands that are intermingled with, or adjacent to, National Forest System lands. These deposits help landowners manage their lands in accordance with good forest management practices and provide for wildfire protection on State and private lands intermingled with Federal ownership.

Budget Line Item Land Between the Lakes Trust Fund

(dollars in thousands)				
	FY 2009	FY 2010	FY 2011	
	Enacted	Enacted	President's Budget	FY2011 vs FY2010
Trust Funds				
Land Between the Lakes Trust Fund				
New Budget Authority	\$99	\$255	\$260	\$5
Program Level	\$20	\$50	\$100	\$50
Full-Time Equivalents (FTEs)	0	0	0	0

New Budget Authority: Amounts equal actual or anticipated receipts for the fiscal year.
 Program Level: Actual balance of obligations in FY 2009 and planned obligations for FY 2010 and FY 2011.

FY 2011 Program Changes

The budget includes \$100,000 in FY 2011 for public education and regional promotion in cooperation with development districts, chambers of commerce, and State and local governments, a program increase of \$50,000 over FY 2010. Emphasis will be placed on environmental educational messages tied with tourism initiatives in a way that will draw visitors to active management projects, where they will learn about the desired conditions for the ecosystem in a variety of creative ways. The requested increase in spending authority provided to Land Between The Lakes (LBL) will be used to cover additional program elements of the “Respect the Resource” environmental education program that are anticipated.

Past Performance

In FY 2009, the Trust Fund continued its support of a successful school grant program for environmental education, serving more than 3,500 students. The Fund also helped launch a recycling campaign, tied to LBL’s “Respect the Resource” program, utilizing displays and interpretive signage to educate LBL staff and visitors to facilities. The campaign also assisted with education about water use and plastics.

Authority

Land Between the Lakes Protection Act of 1998 (16 U.S.C. 460111-31) (P.L. 105-277, div. A, Sec. 101(e) [title V, Sec. 531], Oct. 21, 1998, 112 Stat. 2681-317). This Act establishes the Land Between the Lakes Trust Fund. In accordance with Title V of the Act, responsibility for the LBL National Recreation Area transferred from the Tennessee Valley Authority (TVA) to the Secretary of Agriculture.

Program Overview

The LBL Protection Act called for LBL to be managed as a unit of the National Forest System (NFS). Section 531 of the Act established a special interest-bearing fund known as the “Land Between the Lakes Trust Fund” to be available for public education, grants, and internships related to recreation, conservation, and multiple-use land management; and regional promotion in cooperation with development districts, chambers of commerce, and State and local governments.

In accordance with the terms described in the Act, beginning September 30, 2000, TVA began depositing \$1 million annually into the fund for five consecutive years, for a total of \$5 million. The Forest Service has allowed the principal balance to grow and much of the interest to compound, and LBL has now begun to use the interest earned on the fund for the purposes intended by Congress.

Budget Line Item Reforestation Trust Fund

	(dollars in thousands)			
			FY 2011	
	FY 2009	FY 2010	President's	FY2011 vs
	Enacted	Enacted	Budget	FY2010
Trust Funds				
Reforestation Trust Fund				
New Budget Authority	\$30,000	\$30,000	\$30,000	\$0
Program Level	\$30,441	\$30,000	\$30,000	\$0
Full-Time Equivalents (FTEs)	193	180	178	-2

New Budget Authority: Amounts equal actual or anticipated receipts for the fiscal year.
 Program Level: Actual balance of obligations in FY 2009 and planned obligations for FY 2010 and FY 2011.

	FY2006	FY 2007	FY 2008	FY2009	FY 2010	FY 2011
	Actual	Actual	Actual	Actual	Target	Target
Reforestation Trust Fund						
Acres of forest vegetation established	N/A	70,290	71,731	56,567	50,050	50,300
Acres of forest vegetation improved	N/A	22,782	26,231	33,841	23,397	17,000

FY 2010 Program Changes

The FY 2011 budget includes \$30,000,000 to analyze, prepare, and implement reforestation and forest vegetation improvement projects outside timber sale areas on NFS lands, the same funding level as in FY 2010. The FY 2011 funding would provide for 50,050 acres of reforestation and 17,000 acres forest vegetation improvement. The FY 2011 program prioritizes reforestation over forest vegetation improvement, and, within the reforestation activity, prioritizes higher-cost planting of seedlings over the relatively inexpensive certification of natural regeneration. Planting ensures establishment of desirable species targeted for their adaptability and long-term carbon sequestration potential. This funding emphasis is critical to reforesting NFS lands impacted by wildfires, insects and diseases outside timber sale areas.

Reforestation and forest vegetation improvement efforts provide climate change benefits through stabilization of critical watersheds and soils impacted by natural events, reduction of the long-term risk of uncharacteristic wildfire (both in terms of frequency and intensity), improved forest health and resilience, increased habitat diversity, and increased long-term carbon sequestration capacity.

Past Performance

In FY 2009, the program accomplished 56,567 acres of reforestation and 33,841 acres of forest vegetation improvement. These accomplishments were 3,912 acres (7 percent) and 12,000 acres (55 percent), respectively, above targeted accomplishment levels. A significant component of the reforestation accomplishment in FY 2009 was certification of natural regeneration. The lower unit costs associated with certification of natural regeneration facilitated accomplishment of additional acres of high priority forest vegetation treatments to meet forest health objectives while exceeding reforestation objectives associated with these funds.

Authority

Recreational Boating Safety and Facilities Act of 1980, Title III, as amended (16 U.S.C. 1606a(d)) P.L. 96-451.

Program Overview

A maximum of \$30,000,000 is transferred to the Reforestation Trust Fund by the U.S. Treasury each fiscal year to reduce the backlog in reforestation and timber stand improvement work. Reforestation activities include site preparation and planting of tree seedlings plus various treatments to improve initial seedling survival rates. Benefits of reforestation include restoration of forest vegetation impacted by wildfire, floods, and hurricanes to reestablish carbon sequestration capacity and establishment of forest vegetation resilient to the effects of climate change. Forest vegetation improvement activities include release treatments through removal of competing vegetation; precommercial thinning to regulate stand density, composition and structure; pruning treatments that reduce ladder fuels and improve future wood product quality; and fertilization treatments to maintain and improve soil productivity. Benefits of forest vegetation improvement include improved forest health and productivity; hazardous fuel reductions; improved forest resiliency to the impacts of drought, insects and disease; and diversified wildlife habitat. In addition, forest vegetation improvement generates woody biomass that is available to meet renewable energy needs.

Allocation and Integration

Funds are allocated based on acres of reforestation or forest vegetation improvement need, acres of reforestation need created by wildfires and other natural events during the previous three years, and prior year accomplishments. Allocation decisions consider the combined accomplishment from the National Forest System - Vegetation and Watershed Management budget line item and the Reforestation Trust Fund program. These funds are used in conjunction with other vegetation management funds to provide an integrated, effective means of accomplishing forest health restoration, maintenance, or improvement under a variety of ecological and biological conditions.

Partnerships

Partnerships in reforestation are critical for program accomplishments. Several key reforestation partners are American Forests, the National Forest Foundation, the Arbor Day Foundation, and the Batesville Casket Company. Combined, these partners enable the accomplishment of about 10,000 acres of planting.

Special Exhibits

1	ARRA Economic Recovery.....	16-2
2	Centralized Business Services	16-7
3	Chief’s Reserve Fund	16-9
4	Climate Change	16-12
5	Conservation Education	16-16
6	Cost Pools	16-18
7	Deferred Maintenance and Asset Management.....	16-25
8	Facilities Maintenance Assessment	16-29
9	Fire Transfers	16-32
10	Knutson-Vandenberg (K-V) Financial Status	16-33
11	National Scenic and Historic Trails	16-34
12	Office of General Counsel Reimbursement	16-38
13	Office of Tribal Relations	16-39
14	Partnerships	16-40
15	Reforestation	16-46
16	Rehabilitation of Burned Areas.....	16-49
17	Research and Development Threat Assessment Centers	16-51
18	Service First	16-54
19	Sustainable Operations	16-56
20	Unobligated Balances	16-58
21	USDA Working Capital Fund and Greenbook Charges	16-60
22	Wood Education and Resource Center	16-74
23	Working Capital Fund - Forest Service	16-76
24	Working Capital Fund - Forest Service Fleet Management.....	16-77

ARRA - Summary of Recovery Act Funding

Fund Code & Activities

Capital Improvement and Maintenance (CRRR)	FY 2009 (\$1000)	FY 2010 (\$1000)	FY2011 (\$1000)
Allocation	\$647,825	\$2,175	0
Obligation	\$115,297	\$534,703	0
Outlays	\$22,043	\$465,457	\$162,501
Road Maintenance & Decommissioning Trail Maintenance & Decommissioning Facilities Improvement, Maintenance & Renovation Abandoned Mine Remediation Watershed Restoration/Ecosystem Enhancements Management & Administration Economic Recovery CIM			
Wildland Fire Management (WRRR)	FY 2009 (\$1000)	FY 2010 (\$1000)	FY2011 (\$1000)
Allocation	\$496,569	\$3,431	0
Obligation	\$223,795	\$276,205	0
Outlays	\$27,774	\$422,226	\$50,000
Hazardous Fuels Federal Lands Hazardous Fuels Reduction and Mitigation – S&PF Rehabilitation Federal Lands Ecosystem Improvement Non-Federal Lands Forest Health Federal Lands Forest Health Non-Federal Lands Management & Administration Economic Recovery WFM Wood to Energy Biomass, Federal Wood to Energy Biomass, S&PF			
Estimated Job Creation	2,000	18,000	0

- A. Goals and Coordination Efforts:** The major purposes of the American Recovery and Reinvestment Act of 2009 (ARRA) are to create jobs and promote economic recovery, especially to those areas most affected by the recession. Projects receiving ARRA funding will create or retain jobs in economically-distressed areas, create or retain jobs that help sustain the health, diversity and productivity of the Nation’s forests and grasslands, and create jobs that contribute to sustainable operations, including reducing the footprint of infrastructure and/or greening operations of administrative and recreation sites, roads, trails, fire, and other facilities.
- B. Objectives:** The Forest Service received funding for Capital Improvement and Maintenance (CIM) and Wildland Fire Management (WFM). The objective of the Forest Service’s CIM program is to restore infrastructure that supports public, administrative, and recreation uses with minimal impact to ecosystem stability and conditions. The focus of the Forest Service’s WFM projects is to protect communities from large, unnaturally severe fires, and to contribute to the restoration of fire-adapted ecosystems, thereby helping to foster fire-adapted communities well into the future.

C. Delivery Schedule:

Release Date	Release Name	Estimated Amount to Accomplish (\$1000)
CIM 3/5/2009 WFM 3/10/2009	First 10%	\$95,545
5/7/2009	Hazardous Fuels	\$223,694
5/15/2009	Invasive Species	\$38,057
6/2/2009	Roads and Related Ecosystem/Watershed Enhancement	\$228,481
6/16/2009	Biomass and Wood-to-Energy	\$56,929
7/7/2009	Abandoned Mine Lands	\$19,884
7/22/2009	Facilities and Trails and Related Ecosystem/Watershed Enhancement	\$274,052
8/18/2009	Additional CIM and WFM Funding	\$94,643
9/9/2009	Forest Health	\$89,322
Grand Total		\$1,120,607
Allocated Management/Oversight		\$23,787.10
Unallocated ARRA Funds (will be allocated in FY 2010)		\$5,606.10

D. Measures:

(1) Performance of Delivery: OMB guidance addressing the ARRA notes that agencies should ensure that progress can be tracked against certain accountability measures related to the proper delivery of funds. The Forest Service is ensuring that it has the capacity to track funds, in coordination with the Department of Agriculture, as necessary. To the extent possible, the Forest Service will make use of existing measures of performance and monitoring to ensure that its performance goals are being tracked and met. As stated in OMB’s direction, in addition to reducing the burden on grant recipients and contractors, the use of existing measures will allow the public to see the performance impact, in terms of change against present performance levels, of ARRA investments.

(2) Performance measures for program progress: The Forest Service will evaluate the success of activities funded through the ARRA using the following performance measures:

Key Programmatic Performance Measures

Goal	Agency Two-Year Expectation
Acres of water or soil resources protected, maintained or improved to achieve desired watershed conditions	1,800
Miles of road decommissioned	100
Miles of system trail maintained or improved to standard	2,800
Abandoned mine land sites mitigated	30
Miles of system roads receiving maintenance	1,400
Expected annual energy savings as a result of ARRA facility investments as estimated by the awarded contractor, or as estimated using a reputable energy savings calculator	\$1,500,000
Expected annual operation and maintenance cost increase or decrease as a result of ARRA facility investments – (a negative number for savings, and a positive number for an increase)	-\$1,680,000
Number of acres treated to reduce the risk of catastrophic wildland fire	392,850
Acres of forest vegetation established or improved	810
Number of priority acres treated annually for invasive species or native pests	1,254,452
Number of hazardous fuels reduction or mitigation projects conducted on non-federal lands through Recovery Act funding	80
Green tons of biomass removed through Recovery Act grant funding to produce energy	5,197,410

(3) Additional Performance Measures related specifically to the ARRA: The Forest Service may add additional measures to track performance related to the specific goals of the ARRA. The ARRA requires recipients of ARRA funds from a Federal agency to report on (1) the total amount of ARRA funds received from that agency; (2) the amount of recovery funds received that were expended or obligated to projects or activities; (3) a detailed list of projects or activities for which ARRA funds

were expended or obligated, including (A) the name of the project or activity; (B) a description of the project or activity; (C) an evaluation of the completion status of the project or activity; (D) an estimate of the number of jobs created and the number of jobs retained by the project or activity; and (E) for infrastructure investments made by State and local governments, the purpose, total cost, and rationale of the Agency for funding the infrastructure investment with funds made available under this Act, and the name of the person to contact at the Agency if there are concerns with the infrastructure investment; and (4) detailed information on any subcontracts or subgrants awarded by the recipient to include the data elements required to comply with the Federal Funding and Transparency Act of 2006.

E. FY 2009 ARRA Accomplishments:

For an update of Forest Service ARRA accomplishments to date, please visit: <http://fs.usda.gov/recovery> Described below are two of the many Forest Service ARRA success stories from FY 2009:

ARRA Funds Go to Improving National Recreation Area Facilities, Trails, and Biomass Projects

Land Between The Lakes (LBL) National Recreation Area in Golden Pond, Kentucky was severely impacted by a two-day ice storm in January 2009. The extremely hazardous conditions resulted in closing LBL to visitors. American Recovery and Reinvestment Act (ARRA) funded projects provided the area with timely relief, minimizing the impact to the local economy.

With ARRA funds, LBL was able to employ several local logging companies, through a stewardship partnership agreement with the National Wild Turkey Federation, to clear roads and remove downed trees. Also, students from the Golconda Illinois Job Corps Urban Forestry program assisted with cleanup from the ice storm. Without this funding, it was unlikely facilities would have been operational for the tourism season, causing more hardship to local communities already economically distressed and hit hard by recent manufacturing plant and retail store closings. After the initial funding was received for the storm damage, a few more projects were also approved. Altogether, LBL has received a total of \$6.5 million in ARRA funding for capital improvement and maintenance, two biomass plants for local communities, two campground wastewater treatment plants, trail bridge replacements, and trail reconstruction work. Contractors have already completed work and will continue to work on debris removal, facility repairs, road clearing, and future construction projects providing local economic benefits. So far, 63 jobs have been created ranging from contracted labor to road inspectors.

"The LBL projects selected for funding will keep key public recreation facilities safe and enjoyable, while providing jobs in our local economy," commented Bill Lisowsky, LBL Area Supervisor.

Hazardous Fuels Reduction in Michigan

In the middle of tough economic times for Crawford, Oscoda, Alcona and Iosco counties in northeastern Michigan, the American Recovery and Reinvestment Act (ARRA) has brought \$3.871 million to the area in funding for the Huron Fuels Reduction Project. The purpose of the Huron Fuels Reduction Project is to reduce wildland fire hazards on the public lands of the Huron National Forest. To help accomplish this objective, a Fuels crew of 51 new employees has been hired by the Huron Shores and Mio Ranger Districts of the Huron National Forest.

The vast majority of the crew members are local northern Michigan community members who were either unemployed or underemployed prior to being hired. The crew will return to work again in the spring of 2010 and will work through the end of September. Although these are temporary positions, the majority of crew members are positive about their experience and especially for the opportunity to have a job that allows them to stay in northern Michigan and provide for their families.

F. FY 2010 Planned ARRA Accomplishments: (sample project described below)

ARRA Funding Creates Forest Products Industry Jobs for the Mescalero Apache Tribe



Forest health improvement projects in New Mexico reduce hazardous fuels and fire risk to wildland-urban-interface areas.

Three significant projects involving the Mescalero Apache Tribe in Lincoln and Otero Counties on the Lincoln National Forest in New Mexico are made possible through ARRA funding. The three projects create jobs, develop workforce skills, provide workforce training, and support new infrastructure and business in the area (a wood pellet mill, a power generation facility, and a re-engineered mill). The projects will create or protect 100 jobs over the next two years. Partners for the projects include the Tribe, the DOI's Bureau of Indian Affairs, and the State of New Mexico.

One project continues work that was started under Tribal Forest Protection Act (TPFA) authorities. It improves forest health while reducing hazardous fuels and associated fire risk to Tribal lands, the community of Sixteen Springs, and the village of Ruidoso; rated the most at-risk community in New Mexico and number two on the list of most at-risk communities in the nation. The project provides specialized employment in harvesting, transporting, and processing commercial saw logs and small diameter biomass. Currently, the commercial saw logs provide jobs at small, local sawmills and a pallet mill in El Paso, Texas. The project is generating small diameter biomass that will provide raw material for a new wood pellet mill, currently under construction.

In the future, the biomass will provide the Mescalero Apache Tribe material to operate a six megawatt power generation facility. The project, which is expected to create 44 jobs, will enhance the tribe's ability to fully utilize biomass material from both Tribal and National Forest System lands, and will have a cascading effect on maintaining and creating jobs within local Tribal communities and area municipalities.

The Mescalero Apache Forest Products sawmill, closed since January 2009, is the last remaining large scale infrastructure to process woody biomass in southern New Mexico. Funds will be used to re-engineer the mill to process smaller diameter material, develop and improve business management systems and capabilities through training and improving workforce skills, and improve worker safety through modernization. The project will help the mill become more economically stable and return laid-off workers to meaningful, family-wage employment.

Centralized Business Services

In 2003, the Forest Service began to centralize its business management programs through a series of business process reengineering efforts. The goals were to improve service, streamline business processes and modernize procedures, and to reduce costs in order to redirect funds to mission critical priorities. The following programs were centralized:

- The Chief Information Office, which improved the quality and efficiency of the Agency's technology services
- Financial Management Improvement Project (FMIP), which standardized and centralized many of the Forest Service's Budget and Finance (B&F) processes
- Human Resources Business Process Reengineering (HR BPR), which standardized and centralized Human Resources processes and included a new integrated department-wide Human Resources Information System (HRIS).

These program areas are under the leadership of the Deputy Chief of Business Operations. Although the program offices are headquartered in Albuquerque, New Mexico, many facets of the organizations are located virtually throughout the agency to provide for the most efficient services to field units.

Budget and Finance

Budget and Finance standardized and centralized many of the agency's budget and finance processes. Migration of staff and duties to the Albuquerque Service Center (ASC) Budget & Finance was completed in FY 2006. The Budget and Finance organization at the Albuquerque Service Center functions as a service-wide center for the performance of finance and budget functions.

The major functional areas represented at the ASC Budget and Finance are:

- Claims, Payments & Travel
- Budget Execution, Quality Assurance and Program Support (within the Program Support Branch are the Contact Center, Technology Support Group and Admin Group)
- Financial Reporting & Reconciliation
- Accounting Operations

The ASC Budget and Finance Vision

The ASC will be a professional, award-winning organization that will add value to the pursuit of the Forest Service mission by:

- Meeting and/or exceeding all financial compliance requirements and transaction processing commitments
- Demonstrating its passion for providing excellent service to internal and external customers
- Acting as a professional business partner to provide strategic advice and counsel to Forest Service management and employees
- Creating a positive, challenging, and desirable work environment for ASC employees to grow and excel
- Pursuing continuous improvement to realize cost-efficient operation

Chief Information Office

The Chief Information Office centrally manages the agency’s information technology functions. The centralization of the organization facilitates:

- 1) More efficient technologies and processes at the field level
- 2) Streamlining and technological upgrades
- 3) One central location, contact center, and helpdesk services for the organization

CIO Vision

An accepted, integrated, business-driven process that cost-effectively provides essential information and services to support sound decisions and activities:

- To the right people
- In the right form
- At the right time

Human Resources Management

The Forest Service’s Human Resources BPR was announced in 2004, started in 2006, and was initially scheduled to be completed in 2010. In 2009, Agency leadership examined HR program direction, service delivery design, and progress toward the goals in order to determine the next steps for continuous improvement. In December 2009, the National Leadership Council made a number of decisions to improve operations in these areas and streamline practices. The final implementation plan is scheduled to be approved in March 2010.

The HR program mission is to provide value to the Agency by delivering efficient and effective HR programs and services. The HR vision is to be the “human resources service provider of choice”.

The organization provides agency-wide services in the following areas:

- | | |
|------------------------------|--|
| Employment Services | Pay and Benefits |
| Classification | Performance and Awards |
| Homeland Security HSPD-12 | Quality Assurance and Service Management |
| Human Resource Policy | Worker’s Compensation Programs |
| Employee and Labor Relations | Contact Center and Helpdesk Services |
| Workforce Planning | Workforce Development |
| Customer Relations | Human Resource Information System |

Chief's Reserve Fund

Description

The Chief's Reserve Fund (CRF) is managed in the Chief's Office to fund emergencies or unforeseen events that occur throughout the fiscal year. This reserve fund allows units to respond quickly to unplanned urgent work without impacting the planned program of work.

(Dollars in thousands)

FY 2009 Funding	FY 2010 Funding	FY 2011 Budget
\$7,000	\$7,000	\$7,000

FY 2010 Program	Approved
Forest & Rangeland Research	\$ 310,000
Forest Health Management-Cooperative Lands	140,000
Forest Health Management-Federal Lands	210,000
State Fire Assistance	157,500
Forest Stewardship	87,500
Urban & Community Forestry	70,000
Land Management Planning	280,000
Inventory & Monitoring	560,000
Recreation, Heritage, & Wilderness	630,000
Wildlife & Fisheries Habitat Management	350,000
Grazing Management	140,000
Forest Products	630,000
Minerals & Geology Management	175,000
Vegetation & Watershed Management	630,000
Landownership Management	280,000
Law Enforcement Operations	145,000
Hazardous Fuels	280,000
Preparedness	530,000
Suppression	450,000
Facilities	420,000
Roads	280,000
Trails	175,000
Infrastructure Improvement	70,000
TOTAL	\$ 7,000,000

Oversight/Administration

At the Chief's discretion, funds from this reserve are available for unplanned and/or emergency circumstances. Requests are evaluated against criteria including 1) the urgent nature of the event, 2) relevance of proposed use to priorities, 3) other funding source considerations, and 4) risks from being unfunded. Requests must be for work or projects exceeding \$25,000. Initial fund mixes are determined at the beginning of the fiscal year, but may be remixed during the year to meet unanticipated needs. Funds are only spent in accordance with the purposes for which they were

appropriated. Unused funds are distributed to the Regions, Stations, and Area as carryover in the following year.

Program Uses

In FY 2009, CRF funds were approved for some unplanned projects. Total program amounts assessed and obligated in FY 2009 are illustrated in the table below.

FY 2009 Program	Approved	Obligated
Forest & Rangeland Research	310,000	
Forest Health Management-Cooperative Lands	140,000	
Forest Health Management-Federal Lands	210,000	
State Fire Assistance	157,500	
Forest Stewardship	87,500	
Urban & Community Forestry	70,000	
Land Management Planning	280,000	
Inventory & Monitoring	560,000	
Recreation, Heritage, & Wilderness	630,000	485,000
Wildlife & Fisheries Habitat Management	350,000	276,336
Grazing Management	140,000	
Forest Products	630,000	380,000
Minerals & Geology Management	175,000	
Vegetation & Watershed Management	630,000	176,336
Landownership Management	280,000	
Law Enforcement Operations	145,000	
Hazardous Fuels	280,000	
Preparedness	530,000	
Suppression	450,000	
Facilities	420,000	
Roads	280,000	
Trails	175,000	
Infrastructure Improvement	70,000	
TOTAL	7,000,000	1,317,672

Projects funded by the Chief's Reserve Fund in FY 2009 include:

- Funding to cover the costs for Security Guard Services at the Yates Building. Prior to May 2008, USDA provided security officers for the Yates Building without requiring reimbursement. In May 2008, GSA took over the operations and maintenance of the Yates Building. Since this time, the Forest Service has been required to reimburse USDA the monies allocated via the USDA Security contract. The Forest Service is required to maintain guard service in the Yates Building under Federal Regulations for Government-owned facilities; therefore, we have maintained the USDA Security contract, which requires reimbursement to USDA on a fiscal year basis. (\$634,481)
- Funding for tax escalation for June and July 2009 on the GSA/DHS lease for the Forest Service offices in Rosslyn. The increase was an unforeseen and unplanned agency cost. (\$98,191)

- Funding for land acquisitions in Region 3. The cumulative effect of higher than anticipated costs for acquisitions created a need for additional money to complete the Congressionally-approved Packard Ranch acquisition. (\$585,000)

Climate Change

Background

Broad scientific consensus confirms that global climate change is real and that the impacts are dramatically altering forests and grasslands and the goods and services they provide. Many of the most urgent forest and grassland management problems of the past 20 years – wildfires, changing water regimes, and expanding forest insect infestations – have been driven, in part, by changing climate; future impacts are projected to be even more severe. America's forests and rangelands are critical components of the Nation's response to climate change. Managing them to better adapt to both current and future climates will help ensure that forests continue to produce needed goods and services, including carbon sequestration, which advances efforts to reduce global warming.

Each of the agency's deputy areas – National Forest System (NFS), State and Private Forestry (S&PF), Research and Development (R&D), and Business Operations – are developing and implementing strategies to advance adaptation (developing ecosystems and infrastructure resilient to climate change) and mitigation (reducing greenhouse gas emissions and sequestering carbon that contributes to global warming).

The Forest Service (FS) has a long history of managing ecosystems to restore, maintain, and enhance their health and resilience to stress; therefore, many current FS management activities are appropriately addressing forest health decline, but now must be viewed through a climate change lens. Forests and grasslands will experience regional and local changes in temperature and precipitation, and are likely to more frequently face extreme weather events, such as droughts, floods, storms, and heat waves. Increased stresses from diseases, insects and invasive plants are also expected.

Responding to Climate Change

The Forest Service is developing a strategy to help set priorities and inform decisions in sustaining forest and grassland resources. The strategy will be based on 20 years of targeted research and a century of science and management experience on public and private forest and rangelands. Forest Service research and management experience has produced highly skilled and experienced land managers, internationally recognized forest and range scientists, and a body of peer-reviewed scientific information for developing responses to climate change. The Forest Service is currently addressing climate change in the following ways:

Adaptation – Managing Forest, Range and Urban Landscapes to Be Resilient to Climate Change

The Forest Service will restore, maintain, and enhance the health and resilience of forest, range, and aquatic ecosystems to adapt to the stresses created by climate change. This involves practices that can include: (1) thinning forests that are highly vulnerable to wildfire, insect, and disease mortality; (2) other pest and disease control measures; (3) controlling invasive species; (4) wetland and stream restoration; (5) assisted species migration; and (6) relocating, redesigning, and managing infrastructure and human uses. The Forest Service applies such measures directly to the 193 million acres of NFS lands and also works cooperatively with partners to improve the health and productivity of priority landscapes in the US, as well as forests around the globe, by providing information, technical assistance, and targeted grant programs.

Many national forests and grasslands across the country are developing specific climate change adaptation plans. Of the 54 NFS units¹ that have recently developed or revised their land management plans, one-third consider climate change impacts in their plans. Chief Tidwell issued a memo on November 20, 2009, to Deputy Chiefs, Regional Foresters and the Directors of research stations, the Northeastern Area, the International Institute of Tropical Forestry, and headquarters staffs, directing them to jointly develop plans for five specific geographic areas and major landscapes that span the country to integrate NFS management, research and development, and technical assistance to partners for landscape conservation. Draft inter-deputy plans are due by March 1, 2010. A small dedicated climate change staff is being proposed to coordinate FS climate change activities.

The FS Urban & Community Forestry Program is assisting city managers, planners, and community groups to strategically locate trees to reduce the urban heat island effect, thereby lowering projected climate change temperature increases and associated heat-related illness and death. Homeowners are applying urban forestry research information to locate trees to ameliorate their cooling costs resulting from higher temperatures; such actions can also mitigate adverse effects resulting from altered rainfall patterns.

The FS R&D Program provides the science understanding and tools needed to implement new resource management practices that will result in ecosystems better adapted to current and future climate scenarios. In addition, tools are being developed to identify and prioritize management efforts on the most vulnerable and ecologically and economically important ecosystems, species, and infrastructures. For species that appear unable to adapt to climate change or migrate to areas with suitable climates, agency-wide gene conservation plans are being coordinated by the Forest Health Protection staff.

Mitigation – Managing Forests to Decrease Net Greenhouse Gas Emissions

Anthropogenic causes of climate change involve the release of carbon and other greenhouse gases into the atmosphere, and land management options are a primary way of removing carbon from the atmosphere. The Forest Service will manage resources to increase net carbon sequestration in forests, rangelands, and urban areas over time through a variety of means, such as: (1) rapidly reforesting NFS stands damaged by fires, hurricanes, and other catastrophic events; (2) providing technical assistance to national, international, regional, and State climate action programs to enhance carbon sequestration potential through afforestation, reforestation, and/or practices that increase and maintain productivity and ecosystem health over the long-term; (3) encouraging cities to plant more trees; (4) facilitating demonstration projects leading to development of markets for ecosystem services, such as carbon sequestration. FS R&D and research partners provide the tools that land managers use to estimate the amount of carbon that can be sequestered for various management options; this information can then be used to balance carbon sequestration with other ecosystem services. Through the Forest Inventory and Analysis (FIA) program, the FS tracks changes in carbon stocks on forests throughout the country and provides the official national annual estimate of GHG emissions and sequestration from forests as part of the United States reporting commitment to the United Nations Framework Convention on Climate Change.

Forest products can also be used to reduce and replace fossil fuel use, thus providing additional mitigation effects, as well as economic and other critical benefits. The Forest

¹ A national forest unit can include a single or multiple national forests and grasslands managed jointly under the delegated authority of a single Forest Supervisor and programmatic guidance of a single land and resource management plan.

Service provides research, technical assistance, and targeted grant programs to foster (1) substitution of wood-based building products for energy-intensive materials (such as steel and concrete); (2) more use of excess and waste wood from forests and urban areas as renewable sources of heat, power, and transportation fuels; and (3) development of cost-competitive wood-based liquid transportation fuels and chemicals to reduce fossil fuel use.

Science – Strengthen Expertise within the FS Research & Development Program

FS R&D builds on existing expertise in areas such as landscape ecology, watershed hydrology, vegetation modeling, nutrient cycling, and forest management. Long-term data from the Forest Inventory and Analysis (FIA) plots across the Nation, the Forest Service network of Experimental Forests and Ranges, and Research Natural Areas provide both a baseline on forest composition and stocking resulting from past climate and management and a valuable network of sites to monitor effects of future climate. The Global Change Research Strategy for 2009-2019 (<http://www.fs.fed.us/research/climate/strategy.shtml>) focuses on forest adaptation, climate mitigation, and decision support tools for managers. Specific research areas of concern include monitoring and modeling of carbon cycling in forests, management techniques for enhanced carbon sequestration, research to enhance ecosystem sustainability, improved methods to estimate carbon in ecosystems, and new processes for biofuels and bioenergy.

Sustainable Operations – Reducing the Agency’s Environmental Footprint

The Forest Service is establishing an energy baseline for its operations in order to conform with legislation and executive orders requiring: increased energy efficiency; measurement, reporting, and reduction in greenhouse emissions; conservation and protection of water resources through efficiency, reuse, and stormwater management; elimination of waste, recycling, and pollution prevention; green purchasing; construction and use of green buildings; and sustainable operations leadership. The Forest Service is a member of the EPA Climate Leaders Program, an EPA-led industry-government partnership that works with companies to develop comprehensive climate change strategies. (<http://www.epa.gov/climatechange>)

Education – Advancing Awareness and Understanding

Citizens knowledgeable about climate change and its impacts on ecosystems will be better prepared to participate in decisions and actions affecting their Nation’s forests, grasslands, and urban environments. The Forest Service, in partnership with other organizations, is uniquely positioned to provide high-quality, science-based education and outreach to employees and to the public on the role of forests and grasslands in delivering critical ecosystem services amidst a changing climate. Educational materials are currently available via the web and other traditional forms of publication through FS R&D and FS Conservation Education programs.

Federal Partnerships

The Forest Service coordinates its climate science strategy and research activities with other Federal science providers. Much of the coordination comes through participation in the U.S. Global Change Research Program that was established as a Presidential initiative in 1989 and was mandated by Congress in the Global Change Research Act of 1990. The Forest Service also works closely with specific partners when strategic research goals are shared. Examples include: working with the United States Geological Survey in conducting the carbon assessment mandated under Section 712 of the Energy Independence and Security Act, working with the Environmental Protection Agency in

providing estimates of U.S. greenhouse gas emissions to the United Nations Framework Convention on Climate Change, and participating in the EPA Climate Leaders Program. Other efforts include developing competitive research proposals (RFPs), climate science education efforts, and specific climate science projects among individual scientists from different agencies.

Climate Change Investment

Over the past two fiscal years, significant funding has been invested in climate change research and management activities. The FS will submit a report describing in detail all obligations and expenditures, both domestic and international, for climate change programs and activities in fiscal year 2009 and fiscal year 2010. The report will be submitted to the Appropriations Committees of both the House and the Senate 120 days after the President's Budget Justification is submitted to Congress, as directed in the FY2010 appropriations bill.

Conservation Education

Program Overview

The Forest Service (FS) connects more than four million people each year with nature and public lands through its Conservation Education (CE) program. Conservation Education teaches people about natural resource management and gives them tools to make informed decisions and take action to sustain natural and cultural resources. CE efforts provide a full range of educational experiences, beginning with awareness, knowledge, and building toward engagement, commitment, and action. CE programs are delivered by a network of land managers, scientists, educators, and interpreters representing all branches of the agency, and are supported by extensive partnerships with non-governmental organizations, State and local agencies, and other educational institutions. Learning experiences include outdoor recreational and interpretive activities, formal structured school-based programs that support local standards of learning, capacity building for educators, and service-learning projects. Some of the CE program focal areas include invasive species control, fire and hazardous fuel treatment, and open space conservation. CE programs focus specific educational efforts on children (pre-k through 12th grade) and their educators in classroom and non-formal settings.

FY 2011 Program of Work

In FY 2011, CE will continue to use the National Guidelines for Excellence as a guide to develop new programs and materials, and to evaluate existing agency programs and materials. The program will play a leading role in Forest Service celebrations of the United Nations Year of Forests in 2011. Technology will be used to enhance program delivery for distance learning and web-based education tools. CE's internet presence will be strengthened with improved information technology to enhance communication, networking, and accomplishment reporting. These tools, along with environmental stewardship activities, will strengthen environmental awareness and knowledge, and citizen involvement in sustainable resource management. Partnerships will be leveraged to provide educational expertise, teacher training, supplemental curriculum materials, and connections to our customers, and to effectively engage urban and underserved communities.

Past Performance

In 2009, the "More Kids in the Woods" competitive funding program enhanced learning experiences for more than 20,000 children. For example, the Forest Service connected with urban underserved youth through the Latino Legacy program on National Forests and Grasslands in Texas. Additionally, in partnership with the Girl Scouts of America, the program engages thousands of girls from rural and urban underserved communities in leadership projects, stream bank restoration, and outdoor skills development.

Allocation and Integration

Conservation Education is one of the most broadly integrated programs in the agency and operates with an "all lands" approach. The CE program in the Washington Office supports the "field" in the implementation of agency and Departmental priorities. At the forest and region/station/area levels, conservation education efforts are funded through more than a dozen agency programs including Recreation, Heritage, and Wilderness; Wildlife, Air, and Rare Plants; Forest and Rangeland Research; Forest Health Management; Urban and Community Forestry; Hazardous Fuels; and Wildfire Prevention.

Partnerships

Partnerships are critical to the success of Conservation Education in the Forest Service. More than 2,500 individual organizations at the national, State, and local levels help to ensure that our Conservation Education efforts meet local needs and more than double the agency's investment of resources each year. The Washington Office creates and nurtures nationwide partnerships that provide technical assistance to our vast network of providers across the agency and improve our outreach to diverse, underserved, and urban populations.

Cost Pool (both Direct and Indirect) Totals

Background

The Forest Service has had a continued commitment towards reducing indirect costs since the centralization of the Forest Service administrative functions at the Albuquerque Service Center. The centralization included the Budget and Finance, Chief Information Officer (IT), and the Human Resource Management (HRM) functions. These centralized functions support and service the entire Forest Service. This centralization of administrative functions was designed to 1) improve the overall efficiency of the Forest Service's administrative operations, 2) increase the Forest Service's ability to meet the needs of its internal and external customers, and 3) redirect critical funds from indirect or administrative functions back to direct and/or mission critical programs.

In the past, the Forest Service budget justification only discussed and displayed the indirect portion of cost pools in Appendix A. The Appropriations Act now requires reporting total cost pool estimates including both direct and indirect cost pools.

The FY 2011 Total Cost Pool Estimate of \$1.057 billion is a reduction of 2.9% from the planned FY 2010 level of \$1.089 billion. The FY 2011 estimate highlights \$32 million in efficiency savings resulting primarily from IT and administrative services that are funded from cost pools. An additional estimated efficiency savings of \$20 million will be realized, outside of cost pools, as follows: 1) \$10 million in the Wildland Fire account resulting from efficiencies in procurements for fire incidents - cost avoidance related to pre-season activity, and 2) \$10 million from efficiencies related to reduced workman's compensation costs at the field level resulting from better case management of worker claims. Pressures to contain or lower cost pools are from relatively flat appropriations and budget requests, concerns over administrative and indirect costs, and a target to achieve efficiency savings in FY 2011. However, this level of cost pool funding will create challenges for the agency to address radio, network, and data systems, as well as other national issues. In addition, cost pools include several years with flat regional cost pool caps that have not kept up with pay cost and inflation.

General Policy

Appropriate application of cost pools allows the Forest Service to accurately reflect the cost of doing business in compliance with the Federal financial reporting standards articulated by the Federal Accounting Standards Advisory Board (FASAB). Accurately reflecting the true cost of doing business improves the Government's ability to account for public funds; provides information for evaluating agency costs, accomplishments, and impacts of accomplishments; and provides a basis to assess agency financial systems and controls.

The Forest Service receives appropriations by program, and does not receive a general administration or management appropriation. Cost pools are used for expenses that cannot reasonably be charged directly to a single program. The cost pools are designed to maintain accurate reporting of the true costs by program, by having each program contribute into the cost pools an amount based on its share of indirect, support, and common services charges.

To effectively manage, fund, and account for total cost pool costs, the Forest Service continues:

- Using the cost allocation methodology for distributing costs to budget line items;
- Using cost pools to capture similar costs by category;

- Annually updating cost allocation directions;
- Monitoring cost allocation data, cost pool transaction and accounting adjustments, and/or program changes to maintain financial integrity; and
- Conducting cost allocation compliance reviews at region, station, area, and national forest levels.

Cost Pool Policy Review

The purpose of the cost allocation compliance reviews is to determine the consistency in which the field organization and the Washington Office (WO) headquarters implement cost-pool policy and to identify areas for improvement. The agency uses the information gathered from the reviews to improve the cost allocation process and update cost allocation directions for the following fiscal year.

Direct, Support, and Indirect Costs

Forest Service definitions of direct and indirect costs are consistent with FASAB Statement #4. The agency published the definitions in the FY 2000 Budget Justification. The Department of Agriculture Chief Financial Officer and the Office of Management and Budget cleared, and the Government Accountability Office, United States Department of Commerce's Office of Inspector General and Office of General Counsel, and the Department of Justice reviewed the definitions prior to publishing.

Direct Costs - Direct costs are specifically identified with the delivery of a program or a program's accomplishments. Direct costs include expenses associated with employees working directly on the production of an output. Program management is an integral cost of the production of an output and therefore is included as a direct cost. Direct costs might also include costs not associated with employees involved in the production of output(s), such as office and other facility space, computer equipment, and utilities, as well as materials, supplies, and equipment. Direct costs are generally charged directly to a single primary purpose budget line item.

Support Costs – Support costs, like indirect costs, are not traceable to any specific budget line item. However, they are associated with line management administering the program of work, as well as a limited set of nationally designated cross-cutting projects and activities. The cost allocation methodology distributes support costs to budget line items.

Indirect Costs - Indirect costs are costs that are necessary for the operation of the Forest Service as an organization but are not traceable to any specific outputs. These include Legislative and Public Communication, Ongoing Business Services, and Common Services.

Cost Pools

For management and tracking purposes, categories of similar expenses are combined into five cost pools. Cost pools 1 and 2 are 100 percent support costs (direct cost pool), cost pools 3 and 4 are 100 percent indirect, and cost pool 5 includes both indirect and direct components. Other cost pools (6 and 7) track Office of Workers' Compensation (OWCP) and Unemployment Compensation Insurance (UCI). Cost pool 9 collects facilities maintenance assessment funds. There is no cost pool 8.

Generally, the cost pools serve as an accounting tool, providing the Forest Service with financial data on categories of similar expenses. This permits the Forest Service to plan for and manage support, indirect and direct pool costs at different levels in the organization. A description of these pools and their associated costs are listed below.

Cost Pool 1 - General Management: This cost pool includes salaries, associated employee benefits, and related costs for general line managers and officers (including secretarial staff) at the WO, Regions/Stations/Area (R/S/A), national forest, and ranger district levels. In addition, union officials, civil rights positions, and safety officers are included in Cost Pool 1 to show their direct connection and link to line management. Related costs include uniforms, travel, transfer of station, vehicles, cell phones, laptops, specialized supplies and equipment, and discretionary expenses associated with these positions. Cost pool 1 is entirely support costs and is based on direct full-time equivalents (FTEs) of total employees within the cost pool.

Cost Pool 2 - Direct Project Approved Activities: This cost pool includes salaries, benefits, and related costs for a limited set of nationally designated cross-cutting projects, currently limited to Conservation Education, Tribal relations, Freedom of Information Act (FOIA), Resource Advisory Council (RAC) administration, and Grey Towers. Cost pool 2 is entirely program support and is based on direct FTEs of total employees within the cost pool.

Cost Pool 3 - Legislative and Public Communications: This cost pool includes salaries, associated employee benefits, and related costs for general receptionists, public affairs, and legislative liaisons at the WO, R/S/A, national forest, and ranger district levels. Related costs include uniforms, travel, transfer of station, vehicles, cell phones, laptops, specialized supplies and equipment, and discretionary expenses associated with these positions. Cost pool 3 is entirely indirect costs and is based on direct FTEs of total employees within the cost pool.

Cost Pool 4 - Ongoing Business Services: Cost pool 4 includes salaries, associated employee benefits, and related costs for business operations at the WO, R/S/A, national forest, and ranger district levels. Business operations include budget, finance, acquisition, human capital management, some grants and agreements, and information resource management. Calendar year national burden rate (collected from external and cooperative agreements) is credited to cost pool 4 through the FFIS Purchase Cost Allocation System (PCAS). Cost pool 4 is entirely indirect costs and is based on direct FTEs of total employees within the cost pool.

Cost Pool 5 - Common Services: This cost pool includes rent, utilities, communications, equipment, supplies, radios, phones, and computer related expenses. Cost pool 5 consists of both indirect and direct pool costs. The distribution of costs in pool 5 is based on direct FTEs for permanent employees only; the division between direct and indirect costs is based on the ratio of direct to indirect employees. For example, if the common services for a unit with 100 employees, consisting of 80 direct and 20 indirect, is \$500,000, then \$400,000 of these costs would be direct and \$100,000 would be indirect.

Cost Pool 6 - Office of Worker's Compensation Program (OWCP): This cost pool includes Office of Worker's Compensation Program costs charged on a case-by-case basis. Therefore, the charges will vary in both indirect and direct pool costs. Costs are distributed based on the work being performed at the time of the injury. OWCP for indirect employees is an indirect cost and allocated based on direct labor hours.

Cost Pool 7 - Unemployment Compensation Insurance (UCI): This cost pool includes Unemployment Compensation Insurance costs charged on a case-by-case basis. Therefore, the charges will vary in both indirect and direct pool costs. Costs are distributed based on the work performed while employed. UCI for indirect employees is an indirect cost and allocated based on direct labor hours (DLHs).

Cost Pool 9 - Facilities Maintenance Assessment Fund: This cost pool contains the Facilities Maintenance Assessment Fund. This is a direct cost pool used to allocate facilities maintenance work funded by assessing each R/S/A a charge based on gross square foot of facilities. These charges are then allocated by BLI using the same basis as cost pool 5 in compliance with the FY 2006 Appropriations Act and accompanying conference report language.

Cost Allocations – General Overview

The Forest Service allocates support, indirect, and direct pool costs among programs through the cost allocation process, which assesses each Forest Service budget line item a certain percentage of total cost pool costs. Cost pools are generally allocated using direct labor hours (DLH). DLH are converted to full-time equivalents (FTEs); 1 FTE = 2,096 DLHs (the DLH number varies depending on the year). For cost pools 1-4, DLHs are used for all employees charging to direct costs (all employees includes those holding permanent, temporary, intermittent, and other types of positions). This is because these costs generally reflect the entire organization. For cost pools 5 and 9, only permanent employee DLHs are used, because these costs (rent, communication, utilities, etc.) are driven primarily by the need to support the permanent workforce. Planning estimates for cost pool 6 are based on actual past cases for OWCP; and cost pool 7 is based on actual past cases for UCI. Because of their nature, the FTEs associated with supplemental, transfer, and emergency funds are dropped from the cost pools and are not used in calculating indirect costs.

The Forest Service uses cost allocation to charge expenses back to a single budget line item. Cost allocation is used for expenses that:

- Are indirect (e.g., cost pool 4),
- Simultaneously support multiple programs in a way that cannot be efficiently charged directly to a budget line item (BLI) (e.g., cost pools 1 and 2),
- Involve multiple transactions that need to be summarized for payment purposes (e.g., cost pools 6 & 7), or
- Are otherwise directed by congressional or administrative action (e.g., cost pool 9).

Forest Service Cost Pool Exhibits

The Forest Service is providing the following cost pool exhibits on the following pages:

Exhibit 1 – Comparison of FY 2009 Planned versus Actual Indirect Costs, and FY 2010 Estimated Indirect Costs by Budget Line Item

Exhibit 2 – Estimate of FY 2011 Total Cost Pool Assessments by Budget Line Item

**Exhibit 1. Comparison of FY 2009 Planned versus Actual Indirect Costs,
and FY 2010 Estimated Indirect Costs by Budget Line Item**

Budget Line Item: Fund/Program	(dollars in thousands)		FY 2009 Actual			FY 2010 Estimate	
	FY 2009 Estimate		FY 2009 Actual Indirect Costs	Indirects as a Percent of BLI	Percent of Total FS Indirect Costs	FY 2010 Enacted Budget	FY 2010 Estimated Indirect Costs
	FY 2009 Enacted Budget	FY 2009 Estimated Indirect Costs					
Forest and Rangeland Research	\$296,380	\$18,549	\$17,860	6.0%	4.0%	\$312,012	\$19,135
Subtotal, Research	\$296,380	\$18,549	\$17,860	6.0%	4.0%	\$312,012	\$19,135
Federal Lands	\$54,110	\$5,090	\$4,901	9.1%	1.1%	\$57,282	\$4,903
Cooperative Lands	\$46,292	\$723	\$696	1.5%	0.2%	\$48,573	\$784
State Fire Assistance	\$35,000	\$790	\$761	2.2%	0.2%	\$39,147	\$792
Forest Stewardship	\$27,000	\$1,066	\$1,027	3.8%	0.2%	\$29,369	\$899
Forest Legacy	\$49,445	\$297	\$286	0.6%	0.1%	\$76,460	\$378
Urban and Community Forestry	\$29,541	\$677	\$652	2.2%	0.1%	\$30,377	\$693
Forest Resources Information and Analysis	\$5,000	\$104	\$100	2.0%	0.0%	\$5,035	\$66
International Forestry	\$8,500	\$269	\$259	3.0%	0.1%	\$9,818	\$302
Subtotal, State and Private Forestry	\$254,888	\$9,016	\$8,681	3.4%	2.0%	\$296,061	\$8,817
Land Management Planning	\$48,833	\$5,785	\$5,570	11.4%	1.3%	\$45,917	\$5,517
Inventory and Monitoring	\$167,580	\$16,360	\$15,752	9.4%	3.5%	\$170,502	\$17,465
Recreation, Heritage, and Wilderness	\$277,635	\$39,438	\$37,974	13.7%	8.6%	\$285,117	\$40,169
Wildlife and Fisheries Habitat Management	\$139,385	\$16,676	\$16,057	11.5%	3.6%	\$143,014	\$17,155
Grazing Management	\$50,000	\$7,480	\$7,202	14.4%	1.6%	\$50,714	\$7,442
Forest Products	\$332,666	\$51,193	\$49,292	14.8%	11.1%	\$336,722	\$47,094
Vegetation and Watershed Management	\$180,437	\$22,884	\$22,034	12.2%	5.0%	\$187,960	\$21,424
Minerals and Geology Management	\$85,470	\$9,680	\$9,321	10.9%	2.1%	\$87,240	\$8,841
Landownership Management	\$93,299	\$11,542	\$11,113	11.9%	2.5%	\$95,606	\$11,586
Law Enforcement Operations	\$135,500	\$12,770	\$12,296	9.1%	2.8%	\$145,047	\$14,165
Subtotal, National Forest System	\$1,510,805	\$193,807	\$186,610	12.4%	42.0%	\$1,547,839	\$190,858
Preparedness	\$675,000	\$24,516	\$23,606	3.5%	5.3%	\$675,000	\$25,275
Hazardous Fuels Management	\$328,086	\$37,308	\$35,923	10.9%	8.1%	\$350,285	\$39,658
Fire Operations	\$993,947	\$107,220	\$103,238	10.4%	23.3%	\$997,505	\$109,158
National Fire Plan - Forest and Rangeland Res.	\$23,917	\$1,157	\$1,114	4.7%	0.3%	\$23,917	\$1,179
National Fire Plan - Rehab and Restoration	\$11,500	\$194	\$187	1.6%	0.0%	\$11,600	\$609
National Fire Plan - Forest Health Fed Lands	\$17,252	\$1,155	\$1,112	6.4%	0.3%	\$20,752	\$1,209
National Fire Plan - Forest Health Coop Lands	\$9,928	\$229	\$221	2.2%	0.0%	\$11,428	\$392
National Fire Plan - State Fire Assistance	\$55,000	\$31	\$30	0.1%	0.0%	\$71,250	\$22
Subtotal, Wildland Fire	\$2,114,630	\$171,810	\$165,430	7.8%	37.3%	\$2,161,737	\$177,502
Facilities	\$126,453	\$9,730	\$9,368	7.4%	2.1%	\$135,010	\$9,600
Roads	\$228,825	\$23,498	\$22,625	9.9%	5.1%	\$236,521	\$23,460
Trails	\$81,015	\$10,545	\$10,154	12.5%	2.3%	\$85,381	\$10,774
Legacy Roads and Trails	\$50,000	\$0	\$0	0.0%	0.0%	\$90,000	\$1,395
Deferred Maintenance	\$9,100	\$338	\$325	3.6%	0.1%	\$9,141	\$236
Subtotal, Capital Improvement and Maintenance	\$495,393	\$44,110	\$42,472	8.6%	9.6%	\$556,053	\$45,465
Land Acquisition	\$49,775	\$1,259	\$1,212	2.4%	0.3%	\$63,522	\$1,302
Subtotal, Land Acquisition	\$49,775	\$1,259	\$1,212	2.4%	0.3%	\$63,522	\$1,302
Alaska Subsistence	\$5,000	\$369	\$355	7.1%	0.1%	\$2,582	\$396
Subtotal, Other Appropriations	\$5,000	\$369	\$355	7.1%	0.1%	\$2,582	\$396
Brush Disposal	\$15,147	\$1,731	\$1,667	11.0%	0.4%	\$14,537	\$156
Timber Salvage Sales	\$46,030	\$8,005	\$7,708	16.7%	1.7%	\$34,249	\$5,785
Cooperative Work, Knutson-Vandenburg Trust Fund	\$83,357	\$8,798	\$8,471	10.2%	1.9%	\$78,057	\$7,937
Reforestation Trust Fund	\$30,000	\$3,114	\$2,999	10.0%	0.7%	\$30,000	\$3,206
Federal Lands Recreation Enhancement Fund	\$59,196	\$432	\$416	0.7%	0.1%	\$58,508	\$441
Subtotal, Permanent and Trust Funds	\$233,730	\$22,081	\$21,261	9.1%	4.8%	\$215,351	\$17,525
TOTAL - FOREST SERVICE *	\$4,960,601	\$461,000	\$443,882	8.9%	100.0%	\$5,155,157	\$461,000

*Only includes appropriations that were used in the basis for assessing indirect costs.

*Does not include Cost Pool 1 - Support Costs or Cost Pool 2 - Direct Project Approved Activities

*Does not include supplemental, emergency, transfer, or payments to states funds which are not assessed indirect costs.

**Exhibit 2. Estimate of FY 2011 Total Cost Pool Assessments (Direct and Indirect)
by Budget Line Item (BLI)**

(dollars in thousands)

Budget Line Item: Fund/Program	FY 2011 President's Budget	Estimated Total Cost Pool Assessments by BLI	Cost Pool Assessments as Percent of BLI	Cost Pool Assessments as Percent of Total
Forest and Rangeland Research	\$304,354	\$43,878	14.4%	4.2%
Subtotal, Research	\$304,354	\$43,878	14.4%	4.2%
Federal Lands	\$56,165	\$11,241	20.0%	1.1%
Cooperative Lands	\$45,913	\$1,796	3.9%	0.2%
State Fire Assistance	\$35,257	\$1,815	5.1%	0.2%
Forest Stewardship	\$29,516	\$2,061	7.0%	0.2%
Forest Legacy	\$100,110	\$867	0.9%	0.1%
Forest Resource Information and Analysis	\$5,068	\$151	3.0%	0.0%
Urban and Community Forestry	\$32,428	\$1,589	4.9%	0.2%
International Forestry	\$9,136	\$693	7.6%	0.1%
Subtotal, State and Private Forestry	\$313,593	\$20,213	6.4%	1.9%
Integrated Resource Restoration	\$693,772	\$196,435	28.3%	18.6%
Land Management Planning	\$45,958	\$12,650	27.5%	1.2%
Inventory and Monitoring	\$169,992	\$40,045	23.6%	3.8%
Recreation, Heritage, and Wilderness	\$293,152	\$92,101	31.4%	8.7%
Grazing Management	\$50,508	\$17,064	33.8%	1.6%
Minerals and Geology Management	\$87,366	\$20,271	23.2%	1.9%
Landownership Management	\$95,323	\$26,566	27.9%	2.5%
Law Enforcement	\$146,148	\$32,478	22.2%	3.1%
Subtotal, National Forest System	\$1,582,219	\$437,610	27.7%	41.4%
Preparedness	\$1,008,226	\$231,426	23.0%	21.9%
Suppression	\$595,000	\$73,581	12.4%	7.0%
Hazardous Fuels Management	\$349,447	\$90,929	26.0%	8.6%
National Fire Plan (NFP) - Rehabilitation and Restoration	\$9,035	\$1,396	15.5%	0.1%
National Fire Plan (NFP) - Forest and Rangeland Research	\$24,060	\$2,703	11.2%	0.3%
National Fire Plan (NFP) - State Fire Assistance	\$50,104	\$50	0.1%	0.0%
National Fire Plan (NFP) - Forest Health Federal Lands	\$14,442	\$2,772	19.2%	0.3%
National Fire Plan (NFP) - Forest Health Cooperative Lands	\$7,027	\$899	12.8%	0.1%
Subtotal, Wildland Fire	\$2,057,341	\$403,756	19.6%	38.2%
Facilities	\$131,438	\$22,011	16.7%	2.1%
Roads	\$164,365	\$53,791	32.7%	5.1%
Trails	\$83,061	\$24,704	29.7%	2.3%
Legacy Roads and Trails	\$50,371	\$3,198	n/a/	0.3%
Deferred Maintenance/ Infrastructure Improvement	\$9,158	\$541	0.0%	0.1%
Subtotal, Capital Improvement and Maintenance	\$438,393	\$104,245	23.8%	9.9%

**Exhibit 2. Estimate of FY 2011 Total Cost Pool Assessments (Direct and Indirect)
by Budget Line Item (BLI) Continued**

(dollars in thousands)

Budget Line Item: Fund/Program	FY 2011 President's Budget	Estimated Total Cost Pool Assessments by BLI	Cost Pool Assessments as Percent of BLI	Cost Pool Assessments as Percent of Total
Land Acquisition	\$74,964	\$2,985	4.0%	0.3%
Subtotal, Land Acquisition	\$74,964	\$2,985	4.0%	0.3%
Management of NF Lands for Subsistence Uses	\$2,606	\$909	0.0%	0.1%
Subtotal, Other Appropriations	\$2,606	\$909	0.0%	0.1%
Brush Disposal	\$14,700	\$3,584	24.4%	0.3%
Timber Salvage Sales	\$34,000	\$13,265	39.0%	1.3%
Recreation Fee Enhancement	\$67,700	\$1,007	1.5%	0.1%
Cooperative Work, Knutson-Vandenburg Trust Fund	\$68,800	\$18,198	26.5%	1.7%
Reforestation Trust Fund	\$30,000	\$7,350	24.5%	0.7%
Subtotal, Permanent and Trust Funds	\$215,200	\$43,404	20.2%	4.1%
TOTAL*	\$4,988,670	\$1,057,000	21.2%	100.0%

*Only includes appropriations that were assessed for cost pools.

*Does not include supplemental, emergency, transfer, or payments to states funds which are not assessed indirect costs.

Deferred Maintenance and Asset Management

Deferred maintenance is maintenance that was scheduled to be performed but was delayed. Repairs, rehabilitation to restore functionality, and replacements are actions that are taken to preserve the asset so that it continues to provide acceptable service and achieve its expected lifespan. Maintenance excludes activities aimed at expanding the capacity of an asset or otherwise upgrading it to service needs different from, or significantly greater than, those originally intended.

Over the past decade, the Forest Service has implemented a national effort to collect detailed data on infrastructure condition and maintenance and improvement needs. This effort was initially in response to both financial reporting requirements and direction from Congress, but has shown significant value in support of additional agency priorities.

The Forest Service uses condition surveys to estimate deferred maintenance on all major classes of its property, plant, and equipment (PP&E). No deferred maintenance exists for fleet vehicles and computers. These are managed through the agency's working capital fund (WCF). Deferred maintenance estimates for most assets are based on condition surveys performed on a 5-year maximum revolving schedule, with the exception of the Bridges Asset Class which is on a 2-year maximum revolving schedule. To date, surveys of all administrative buildings, dams, bridges, roads open to passenger cars, and recreation sites have been accomplished. The agency's deferred maintenance for high-clearance roads is determined annually from random sample surveys providing an 80 percent level of confidence. In FY 2009, the sample included 500 roads.

The agency is committed to sustaining a viable level of infrastructure, disinvesting in infrastructure that can no longer be managed to appropriate standards, rightsizing the portfolio, and eliminating the substantial backlog of deferred maintenance. Specific programmatic tools in support of asset management include:

Asset Management Planning - Executive Order 13327, *Federal Real Property Asset Management*, established the framework for improved use and management of real property owned, leased, or managed by the Federal Government. The agency recognizes the importance of real property resources through increased management attention, the establishment of clear goals and objectives, policies, and levels of accountability. The agency expects to implement active management of its infrastructure portfolio based upon asset management principles established by the Office of Management and Budget (OMB).

Beginning in FY 2010, all facility projects exceeding the General Services Administration (GSA) prospectus level (\$2.75 million) and up to \$10 million will be reviewed by a Forest Service Asset Management Review Board (FS-AMRB). Similarly, projects exceeding \$10 million will be reviewed by both the FS-AMRB and USDA-AMRB.

The agency continues to evaluate the road management objective levels for each road through site specific project analysis utilizing the Travel Analysis Process. The goal is to operate and maintain a road system that is financially sustainable and consistent with forest land management plan objectives, and to align funds to address the critical deferred maintenance.

Facility Master Planning - Forest Service field units continue to complete or update their facility master plans which identify fire, administrative, research, visitor centers, and recreation facilities for decommissioning, retention, alternate use, or acquisition. These plans will be used to actively

manage the facility inventory, reduce the deferred maintenance backlog, and decommission unneeded facilities.

For recreation sites, such as campgrounds, the agency is implementing both the results of the Recreation Facility Analysis (RFA) and Recreation Site Improvement (RSI) processes as a means to reposition the recreation site program to better meet current and future needs of recreation visitors. One of the primary goals is to reduce the deferred maintenance of recreation sites on each national forest by 20 percent over the 5 years that is covered by each national forest’s RFA program of work. Decommissioning of non-priority recreation sites is one method national forests may use to reduce deferred maintenance. To date, 115 national forests have completed RFA and have produced a 5-year Program of Work in order to prioritize recreation site investments based on public needs. All national forests were completed with their recreation site analysis by the end of FY 2009.

Forest Service Facility Realignment and Enhancement Act - In FY 2006, the Forest Service Facility Realignment and Enhancement Act (Title V, Appropriations Act, P.L. 109-54) was enacted. This legislation authorizes the sale of unneeded administrative sites and the use of receipts for acquisition, maintenance, reconstruction and construction of administrative infrastructure, creating incentives to dispose of these facilities. To date, activities under this authority, including pilot projects authorized under P.L. 107-63, Section 329 as amended, generated approximately \$42 million in revenues and reduced facilities deferred maintenance by over \$11 million.

Fiscal Year	Receipts (\$ in thousands)	Deferred Maintenance Reduction (\$ in thousands)
2004-2008	\$33,501	\$8,564
2009	\$8,414	\$2,669
Cumulative Total	\$41,915	\$11,232

In FY 2009, the agency generated approximately \$8.4 million in revenues through the conveyance of real property sale authorities, eliminating over 243,000 gross square feet of underutilized space and \$2.7 million of deferred maintenance backlog by disposing of 36 properties. For FY 2011, the agency will be initiating the conveyance of an estimated \$10.3 million in land and excess administrative facilities, reducing deferred maintenance by an additional \$1.4 million.

Facilities Maintenance Assessment – Beginning in FY 2006, the Department of the Interior, Environment, and Related Agencies Appropriations Act of 2006 authorized the agency to assess all funds available to the agency for the purpose of performing facilities maintenance on fire, administrative, and other (FA&O) facilities and major visitor centers (Title III, Administrative Provisions, P.L. 109-54). Using a program assessment to fund facility maintenance provides an incentive to dispose of unneeded buildings and provide a restraint on new construction, because the cost of facilities maintenance is borne by an assessment of program funds.

The table below displays deferred maintenance by asset class as reflected in the agency's financial statement.

Deferred Maintenance Totals by Asset Class				
As of September 30, 2009				
(\$ thousands)				
Asset Class	Overall condition	Critical¹	Non critical²	Total
Bridges	Varies	29,323	126,675	\$155,998
Buildings	Varies	143,639	879,366	\$1,023,005
Dams	Varies	9,902	18,768	\$28,670
Fences	Varies	298,243	371	\$298,614
Handling Facilities	Varies	22,233	24	\$22,257
Heritage	Varies	9,053	15,893	\$24,946
Minor Constructed Features	Varies	0	106,455	\$106,455
Roads	Varies	317,786	2,860,078	\$3,177,864
Trails	Varies	4,794	289,161	\$293,955
Trail Bridges	Varies	4,294	7,368	\$11,662
Wastewater Systems	Varies	23,588	15,782	\$39,370
Water Systems	Varies	66,690	51,278	\$117,968
Wildlife, Fish, and TES	Varies	4,537	1,969	\$6,506
Grand Total		\$934,082	\$4,373,188	\$5,307,270

¹Critical Deferred Maintenance: Deferred maintenance that results in a serious threat to public health or safety, a natural resource, or the ability to carry out the mission of the organization.

²Non-critical Deferred Maintenance: Deferred maintenance that results in a potential risk to public or employee safety or health, compliance with codes, standards, regulations, and so forth; or needs that address potential adverse consequences to natural resources or mission accomplishment.

³The roads' deferred maintenance amount is for passenger-car roads (Levels 3 through 5). The total deferred maintenance amount, including the high clearance roads (Levels 1 and 2), is \$4.5 billion. A portion of the Level 1 and 2 roads were classified as stewardship assets.

The overall condition of major asset classes range from poor to good depending on the location, age, and type of property. The standards for various classes of general PP&E, stewardship, and heritage assets are as follows:

- **Roads and Bridges** - Conditions within the National Forest System (NFS) road system are measured by various standards, including: Federal Highway Administration regulations for the Federal Highway Safety Act; best management practices for the non-point source provisions of the Clean Water Act from the Environmental Protection Agency and States; road management objectives developed through the National Forest Management Act forest planning process; and Forest Service directives.
- **Buildings and Dams** - Condition of administrative facilities ranges from poor to good, with approximately 37 percent needing major repairs or renovations; approximately 14 percent in fair condition; and 49 percent of the facilities in good condition. Condition of a dam is acceptable when the dam meets current design standards and does not have any deficiencies that threaten the safety of the structure or public. For dams to be rated in acceptable condition, the agency needs to restore the dams to the original functional purpose, correct unsightly conditions, or prevent more costly repairs.

- Range Structures - Condition assessment for range structures (fences and stock handling facilities) is based on (1) a determination by knowledgeable range specialists or other district personnel of whether the structure would perform the originally intended function, and (2) a determination through the use of a protocol system to assess conditions based on age. A long-standing range methodology is used to gather this data.
- Heritage Assets - Condition surveys are performed annually on a minimum of 20 percent of the agencies' priority heritage assets. Deferred maintenance is considered critical if there is a potential health or safety risk, or an imminent threat of loss of significant resource values. Heritage assets include archaeological sites that require determinations of National Register of Historic Places status, National Historic Landmarks, and significant historic properties.
- Recreation Sites - Quality standards for operating and maintaining recreation sites were established as measurable outputs (Meaningful Measures) for health and cleanliness, settings, safety and security, responsiveness, and the condition of the facility. Recreation sites include developed recreation sites, recreation areas within the general forest areas, campgrounds, trailheads, trails, water and wastewater systems, interpretive facilities, and visitor centers. These components are included in several asset classes of the deferred maintenance exhibit.
- Trails and Trail Bridges - Condition surveys are conducted to provide up-to-date information about the condition of all physical features and provide data to identify deficiencies and corrective measures that need to be taken. Deferred maintenance is identified for trails and trail bridges that are in disrepair due to lack of scheduled maintenance; are in violation of applicable safety codes or other regulatory requirements, such as applicable accessibility guidelines; or are beyond their designed service life.
- Wildlife, Fish, and Threatened and Endangered Species Structures - Conditions are determined by field biologists using their professional judgment. The deferred maintenance is considered critical if resource damage or species endangerment would likely occur if maintenance were deferred much longer.

Facilities Maintenance Assessment

Background

Beginning in FY 2006, Congress authorized a multi-program assessment for maintenance of fire, administrative, and other (FA&O) facilities, including recreation visitor centers (Title III, Administrative Provisions, P.L. 109-54). Appropriated funds from Forest and Rangeland Research, State and Private Forestry, National Forest System, Wildland Fire Management, Capital Improvement and Maintenance, Land Acquisition, Other Appropriations, and eligible Permanent and Trust Fund accounts were assessed up to \$35 million. FA&O facilities include: fire facilities, such as air tanker bases, lookouts, airports, heliports, and fire management centers; administrative facilities, such as administrative offices (ranger district offices, forest supervisor offices, regional offices, research stations and laboratories), service centers and storage buildings; and other facilities, such as telecommunication facilities, towers, and dams, and recreation visitor centers. Maintenance less than \$250,000 for these facilities will use funds collected by this assessment. Maintenance for FA&O and recreation visitor centers greater than \$250,000 is funded through the Capital Improvement and Maintenance Facilities budget line item and is shown on the Facilities Major Project List.

The Forest Service currently maintains approximately 17,400 FA&O buildings, representing approximately 24 million square feet. The agency also maintains an inventory of over 1,700 dams and numerous other facilities such as water and wastewater systems and communication facilities. The current inventory is larger than needed and many facilities are in disrepair as evidenced by a large deferred maintenance backlog. It has been difficult to properly maintain facilities with available resources. Prior to new authorities authorized in FY 2006, the agency lacked direct incentives to reduce inventory and resultant maintenance needs.

Using a program assessment to fund facility maintenance provides an incentive to dispose of unneeded buildings and provide a restraint on new construction, because the cost of facilities maintenance is borne by an assessment of program funds. This provides financial accountability for the cost of doing business.

Assessments and Allocations

The facilities maintenance assessment will be based on approximately 24 million existing square feet. This amount includes a minimum of \$1.48 per square foot, for an approximately \$35 million base program. Assessments are distributed across eligible budget line items based on each program's prior year direct labor hour charges. In FY 2010, each unit requested additional assessments of approximately \$17.1 million above the \$35 million base, to meet priority needs of their respective units for a total assessment of \$52,050,000. The assessment varies from a minimum of \$1.48/sq. ft. up to \$3.51/sq. ft., which falls within the limits of 4 percent of the facility replacement value and \$7 per square foot.

In FY 2011, the Forest Service proposes to assess programs up to \$55 million. This amount includes the minimum \$1.48 per square foot, for an approximately \$35 million base program, and an additional \$20 million to meet the priority needs of each respective unit. Consistent with FY 2010, the assessed amount is limited to 4 percent of the facility replacement value and \$7 per square foot.

Allocations will be based on each unit's requested additional assessment amount.

The following tables display the assessments and allocations by unit and the distribution of the assessment by program.

FY 2010 Facilities Maintenance Assessment and Allocation by Unit

Unit Name	Total Gross Square Feet (GSF) as of 9/30/08	Dollars (\$) per GSF	Total Assessment	Total Allocation
Northern Region	2,570,097	2.04	\$5,244,000	\$5,244,000
Rocky Mountain Region	1,426,010	2.34	\$3,336,000	\$3,336,000
Southwestern Region	1,569,092	3.51	\$5,500,000	\$5,500,000
Intermountain Region	2,050,975	1.94	\$4,209,000	\$4,209,000
Pacific Southwest Region	4,144,145	2.08	\$8,600,000	\$8,600,000
Pacific Northwest Region	4,029,411	2.16	\$8,691,000	\$8,691,000
Southern Region	1,976,526	2.45	\$4,850,000	\$4,850,000
Eastern Region	2,841,671	2.00	\$5,693,000	\$5,693,000
Alaska Region	575,857	2.89	\$1,666,000	\$1,666,000
Region Subtotal	21,183,784	2.26 avg.	\$47,789,000	\$47,789,000
Forest Products Lab	401,546	1.48	\$596,000	\$596,000
Int. Inst. Of Tropical Forestry	26,459	2.31	\$61,000	\$61,000
Rocky Mountain Station	414,247	1.99	\$825,000	\$825,000
Northern Station	493,236	1.48	\$730,000	\$730,000
Pacific Northwest Station	279,908	1.99	\$558,000	\$558,000
Pacific Southwest Station	235,406	1.48	\$348,000	\$348,000
Southern Research Station	466,469	1.48	\$690,000	\$690,000
Research Station Subtotal	2,317,271	1.64 avg.	\$3,808,000	\$3,808,000
San Dimas Tech. Dev. Center	32,495	1.48	\$48,000	\$48,000
Missoula Tech. Dev. Center	71,715	1.48	\$106,000	\$106,000
Grey Towers	55,303	3.65	\$202,000	\$202,000
Wood Education	65,191	1.49	\$97,000	\$97,000
Other Units Subtotal	224,704	2.02 avg.	\$453,000	\$453,000
TOTAL	23,725,759		\$52,050,000	\$52,050,000

FY 2009 Facilities Maintenance Assessment by Program

Program	FY 2009 Assessment
Research	\$3,814,000
State & Private Forestry	\$955,000
International Forestry	\$0
National Forest System	
Land Management Planning	\$668,000
Inventory and Monitoring	\$1,985,000
Recreation, Heritage and Wilderness	\$4,764,000
Wildlife and Fisheries Habitat Management	\$2,185,000
Grazing Management	\$967,000
Forest Products	\$6,183,000
Vegetation and Watershed Management	\$2,673,000
Minerals and Geology Management	\$1,151,000
Landownership Management	\$1,487,000
Law Enforcement	0
Valles Caldera	0
National Fire Plan-Rehabilitation and Restoration	\$72,000
Total National Forest System	\$22,135,000
Capital Improvement and Maintenance	
Facilities	\$1,100,000
Roads	\$3,127,000
Trails	\$1,114,000
Legacy Roads and Trails	\$153,000
Deferred Maintenance and Infrastructure Improvement	\$31,000
Total Capital Improvement and Maintenance	\$5,525,000
Land Acquisition	\$189,000
Other Appropriations	\$54,000
Wildland Fire Management	\$16,939,000
Permanent Appropriations	\$1,062,000
Trust Fund Appropriations	\$1,377,000
Total Assessment	\$52,050,000

Fire Transfers

In FY 2009, the Forest Service did not transfer any funds from other accounts to the Wildland Fire Management account. The table below represents accounts from which funds were transferred between FY 2002 through FY 2009 and for which funds have not been repaid. From FY 2002 to FY 2009, the Forest Service transferred approximately \$2.3 billion from discretionary, mandatory, and permanent accounts, to help cover fire suppression costs. Of that total, \$1.85 billion has been repaid. Projects at all levels of the organization were deferred as a result of the transfers.

Funds Withdrawn for Transfer for Wildland Fire Suppression and Not Repaid from FY 2002 to 2009

(dollars in thousands)

Forest & Rangeland Research (FRFR)	\$32
State and Private Forestry (SPSP)	\$3,099
National Forest System (NFNF)	\$106,167
Capital Improvements and Maintenance (CMCM)	\$35,305
Land Acquisitions L&WCF (LALW) and (LAAQ)	\$9,308
Brush Disposal (BDBD)	\$64
Federal Lands Recreation Enhancement Fund (FDFD)	\$45
Timber Purchaser Election Road Construction (PEPE)	\$10,090
Timber Salvage Sales (SFSF)	\$112
Working Capital Fund (WCWC)	\$86,029
Cooperative Work, Knutson-Vandenburg (CWKV)	\$33,000
Total	\$283,251

Knutson-Vandenberg (K-V) Financial Status

The Forest Service has used its authority provided in the annual Interior and Related Agencies Appropriations Acts to transfer, from any appropriations or funds available to the Forest Service, necessary amounts to support emergency fire suppression requirements. The Forest Service has historically transferred funds available to the agency through the Knutson-Vandenberg (K-V) Fund (a fund authorized in P.L. 71-319.) The Fund provides money from timber purchasers to reforest and perform other natural resource improvements on their timber sale areas. As provided by section 412 of P.L. 109-54, K-V receipts are also used for forest restoration work in the region in which the receipts were collected. The K-V Act provides that any deposit found to be in excess of the cost of doing the work shall be returned to the Treasury, provided there are no outstanding unreimbursed fire suppression transfers. At this time there are no excess receipts identified within the K-V fund, therefore the repayment of the outstanding transfers is needed for resource work. If the \$33 million is not fully repaid, critical resource improvement work, such as, treating noxious weeds, reforestation, reducing hazardous fuels, and improving habitat for threatened and endangered species, will be deferred or will have to be funded with appropriated funds.

The following table displays the repayment status of the K-V Fund:

Repayments to the Knutson-Vandenberg Fund
(Dollars in Thousands)

	FY 2006	FY 2007	FY 2008	FY 2009	FY 2010*
Amount Owed to K-V Fund from Prior Year	\$0	\$159,000	\$159,000	\$163,000	\$33,000
Transfers from K-V Fund	\$159,000	\$0	\$30,000	\$0	\$0
K-V Fund Repayment	\$0	\$0	\$26,000	\$130,000	\$0
Balance Outstanding	\$159,000	\$159,000	\$163,000	\$33,000	\$33,000

*FY 2010 – As of date of publication.

National Scenic and Historic Trails

	FY 2009				FY 2010			FY 2011		
	(\$ in thousands)									
	Trails	Land Acq.	Partner*	Total	Trails	Land Acq.	Total	Trails	Land Acq.	Total
Appalachian	193	1,775	1,968	3,936	193	0	193	193	0	193
Arizona	125	0	0	125	125	0	125	125	0	125
Continental Divide	2,000	0	2,000	4,000	2,000	0	2,000	2,000	0	2,000
Florida	1,850	725	2,575	5,150	1,500	500	2,000	1,500	0	1,500
Nez Perce	640	0	640	1,280	640	0	640	640	0	640
Pacific Crest	2,000	1,390	3,390	6,780	2,000	0	2,000	2,000	0	2,000
Pacific Northwest	125	0	0	125	125	0	125	125	0	125
All-others**	822	0	822	1,644	822	0	822	822	0	822
TOTAL	\$7,755	\$3,890	\$11,395	\$23,040	\$7,405	\$500	\$7,905	\$7,405	\$0	\$7,405

* Estimated cash and in-kind contributions. Estimated contributions for FY 2010 and FY 2011 are not known at this time.

** All others includes the following national scenic and historic trails: California, Camino Real Tejas, Camino Tierra Adentro, De Anza, Ice Age, Iditarod, Lewis and Clark, Mormon Pioneer, North Country, Old Spanish, Oregon, Overmountain Victory, Pony Express, Santa Fe, and Trail of Tears.

Overview

Since enactment of the National Trails System Act in 1968, the Forest Service has designated trail coordinators for seven National Scenic and Historic Trails (NS&HT): Appalachian, Arizona, Continental Divide, Florida, Nez Perce (Nee Mee Poo), Pacific Crest, and Pacific Northwest. In addition, the Forest Service manages portions of 15 additional NS&HTs on NFS lands. Funding for administration and management of these trails is included within the Capital Improvement and Maintenance - Trails budget line item. Acquisition of trail segments is included within the Land Acquisition budget line item.

Appalachian National Scenic Trail (AT) - This 2,176-mile footpath crosses along the ridgecrests and across the major valleys of the Appalachian Mountains from Katahdin in Maine to Springer Mountain in northern Georgia. The trail traverses Maine, New Hampshire, Vermont, Massachusetts, Connecticut, New York, New Jersey, Pennsylvania, Maryland, West Virginia, Virginia, Tennessee, North Carolina, and Georgia. The trail is used by day, weekend, and other short-term hikers, section-hikers, and thru-hikers who hike the entire length of the trail in one season. The trail is currently protected along more than 99 percent of its course by Federal or State ownership or rights-of-way.

Arizona National Scenic Trail (ANST) - Designated on March 30, 2009 through the Omnibus Public Land Management Act, the ANST extends approximately 807 miles across the State of Arizona from the United States-Mexico international border to the Arizona-Utah border. The forests have been working closely with the Arizona Trails Association (ATA) in addressing construction needs to fill in gaps on the trail. The agency is in the process of establishing a Trail Administrator position for the trail and starting development of a comprehensive resource management plan.

Continental Divide National Scenic Trail (CDT) - Designated on November 10, 1978, the CDT is a nationally significant resource providing long distance trail opportunities primarily for hiking and horseback riding recreationists. The trail's corridor links Federal, State, and private lands from Mexico to Canada, passing through 25 national forests, 3 national parks, 1 national monument, and 8 Bureau of Land Management (BLM) field office areas. When completed, the trail will be approximately 3,100 miles in length.

Florida National Scenic Trail (FNST) - Added to the national trails system in 1983, the FNST consists of 1,400 planned miles stretching from Big Cypress National Preserve to Gulf Islands National Seashore plus 254 miles of an officially designated side trail. The FNST is the only national scenic trail that gives the public the opportunity to experience a wide range of subtropical environments, karst spring and riverine systems, and a beach walk on a national seashore.

Nez Perce National Historic Trail (NPNHT) - In 1986 Congress acknowledged the significance of the Nez Perce Conflict of 1877 by establishing the 1,170 mile NPNHT. The route winds through remote, rugged, and scenic terrain and, while 865 miles of the trail is an automobile tour route, many miles are accessible only by foot with little changed in more than a century.

Pacific Crest National Scenic Trail (PCT) - The PCT is a 2,650-mile congressionally designated trail that follows the crest of the Sierra Nevada and Cascade Mountain ranges from the Mexican to Canadian borders through California, Oregon, and Washington. Established in 1968, the trail was completed in 1993 and lies upon publicly owned lands except for approximately 300 miles where it crosses private lands (easements have been acquired for the trail tread). Over the past decade the PCT has become a favorite of thru-hikers and thru-riders and each year an average of 300 hikers attempt to cover the full length of the trail.

Pacific Northwest National Scenic Trail (PNNST) - Designated on March 30, 2009 through the Omnibus Public Land Management Act, the PNNST consists of approximately 1,200 miles, extending from the Continental Divide in Glacier National Park, Montana, to the Pacific Ocean Coast in Olympic National Park, Washington. The agency is in the process of establishing a Trail Administrator position for the trail and starting development of a comprehensive resource management plan.

Other National Scenic and Historic Trails (NSHT) - There are an additional 15 national scenic and historic trails totaling over 6,700 miles that the Forest Service coordinates management with other Federal public land agencies. These trails are: California, Camino Real Tejas, Camino Tierra Adentro, De Anza, Ice Age, Iditarod, Lewis and Clark, Mormon Pioneer, North Country, Old Spanish, Oregon, Overmountain Victory, Pony Express, Santa Fe, and Trail of Tears.

Planned Program of Work

For FY 2010 and 2011, priority will be placed on continuing to foster and expand partnerships, especially with those that involve volunteers and youth organizations. Maintenance and operation of most trails, trailheads, and campgrounds will be accomplished through these efforts. Interpretative and educational programs and products will continue to be delivered.

Specific activities planned in FY 2010 are as follows:

Appalachian – Partners: Appalachian Trail Conservancy, Appalachian Mountain Club, National Park Service, and other Federal, State, and non-governmental organizations.

- Green Mountain National Forest: Reconstruct the Big Branch Bridge, a 100-foot suspension bridge, in cooperation with the National Park Service, and reduce deferred maintenance of trails, shelters and the historic Stratton Mountain Fire tower and Caretakers Cabin along the trail in Vermont.
- White Mountain National Forest: Install new bridge over Jacob's Brook.

Continental Divide – Partners: Continental Divide Trail Association, Colorado Trail Foundation, National Park Service, and other Federal, State, and non-governmental organizations

- Plan for locating 67 miles of survey; constructing 58 miles of those, and reconstructing the other 9 miles.
- Publish the location of the trail's travel route in the Federal Register.
- Publish a high quality map of the trail for Colorado.
- Develop rights-of-way strategies in collaboration with the States of Colorado, New Mexico, Idaho, Wyoming, and Montana.

Florida – Partners: Florida Trail Association, U.S. Fish and Wildlife Service, and other Federal, State, and non-governmental organizations.

- In partnership with the University of Oregon, initiate a combination interpretive, kiosk, and trailhead plan to be coordinated with the trail's land management partners for statewide implementation.
- In partnership with Florida Trail Association, initiate a comprehensive strategic positioning process designed to: (1) expand our existing partnership model to more fully engage State, Federal, local government, and private land management partners; (2) create a cross partnership mutual understanding of the desired recreational experience we are collectively seeking to provide for the trail; and (3) identify new and inventive mechanisms.

Pacific Crest – Partners: Pacific Crest Trail Association, California Conservation Corps, Northwest Youth Corps, Student Conservation Association, Backcountry Horsemen of California, and other Federal, State, and non-governmental organizations.

- Continue support and expansion of traditional skills training for volunteers and agency staff in California, Washington, and Oregon including crosscut saws and horse packing.
- Continue development of a technical guide for management planning of the trail in coordination with other Federal agencies to ensure integrated planning efforts.
- Continue support of youth programs, emphasizing the connection of youth with nature and building citizen stewards.
- Maintain 1,200 miles of the trail to standard.

Nez Perce (Nee-Me-Poo) – Partners: Nez Perce Trail Foundation, National Park Service, Backcountry Horsemen of America, tribal governments and other Federal, State, and non-governmental organizations.

- Continuing work on revision of the Trail's 1990 Comprehensive Management Plan with open house sensing meetings to begin this spring 2010.
- Improve more than 100 miles of trail.
- Continue plans for an interpretive sign at the parking lot and signed interpretive points at the Camas battle site in Clark County, Idaho.

- Complete and publish a new visitor map for the trail.
- Complete transition of the Trail's website to the new USDA Forest Service web portal.

Other – Partners: Numerous foundations, trail associations, tribal governments, and other Federal, State, and non-governmental organizations.

- Ice Age Trail – Continue planning for a major re-route of the trail to eliminate the need for a bridge at the major crossing of the South Fork of the Yellow River due to terrain difficulty.
- Lewis and Clark Trail – Maintain and operate the trail, trailheads, interpretive sites, and three campgrounds (Lolo National Forest); monitor two historic sites along the trail (Lolo National Forest); and provide weed treatment along the Lewis and Clark Trail and at access points.
- North Country Trail – Replace deteriorated informational signs and install identifying signs at trail crossings in the Rainbow Lake Wilderness Area, and repair interpretive signs along a section of the Drummond Woods Interpretive trail (Chequamegon-Nicolet National Forest); continue to meet with local representatives to relocate the trail off of roads and separate mountain bike use off of a portion the trail on the Marietta Unit (Wayne National Forest); repair Bush Creek bridge, complete analysis for bridge installation on the segment that crosses the East Branch of the Ontonagon River, and install short bridge segments at stream crossings on the trail along the Black River and a tributary to the West Branch of the Big Iron River. (Ottawa National Forest); conduct routine trail maintenance, replace trail markers on Munising Ranger District, minor trail re-route and kiosk in Castle Rock area on St. Ignace Ranger District, and construct trail bridge over Carp Wild and Scenic River (Hiawatha National Forest); and reconstruct a new mouldering/compost privy at the Finger Lakes Trail Shelter in partnership with the Student Conservation Association trail crew (Finger Lakes National Forest).

FY 2009 Program Accomplishments

	Volunteers		Cash Contributions (\$ in thousands)	Miles of Trail Maintained	Miles of Trail Improved	Acres Acquired	Major Structures Constructed ^{1/}
	Hours	In-kind Contributions (\$ in thousands)					
Appalachian	5,353	\$104	\$138	10	0	301	2
Arizona	0	\$0	\$0	0	0	0	0
Continental Divide	16,536	\$323	\$437	11	61	0	1
Florida	69,433	\$1,355	\$0	37	44	188	5
Nez Perce	0	\$0	\$0	11	92	0	31
Pacific Crest	75,530	\$1,474	\$0	57	4	1,049	6
Pacific Northwest	0	\$0	\$0	0	0	0	0
Other	5,937	\$103	\$350	134	4	0	8
Total	172,789	\$3,358	\$925	259	205	1,538	53

^{1/} Major structures include bridges, kiosks, boardwalks, campgrounds, etc.

Office of General Counsel Reimbursement

A Forest Service Administrative Provision in the FY 2010 Appropriations for the Department of Interior, Environment, and Related Agencies Appropriations Act (P.L.111-88) provides:

“Notwithstanding any other provision of law, any appropriations or funds available to the Forest Service not to exceed \$500,000 may be used to reimburse the Office of the General Counsel (OGC), Department of Agriculture, for travel and related expenses incurred as a result of OGC assistance or participation requested by the Forest Service at meetings, training sessions, management reviews, land purchase negotiations and similar non-litigation related matters. Future budget justifications for both the Forest Service and the Department of Agriculture should clearly display the sums previously transferred and the requested funding transfers.”

The USDA Office of General Counsel bills the Forest Service quarterly for non litigation travel and related costs. The FY 2009 actual total in the table below reflects billings received to date. Final billing has not been received from the department.

FY 2009 Actual Reimbursement	FY 2010 Estimated Reimbursement	FY 2011 Estimated Reimbursement
\$56,093	\$90,000	\$90,000

Office of Tribal Relations

The Office of Tribal Relations (OTR) provides policy advice and direction in implementing agency programs and activities in a manner that honors Indian treaty rights, fulfills the legally mandated trust responsibility of the FS, and maintains a government-to-government relationship with federally recognized tribal governments. The OTR supports the mission of all programs and disciplines through both general and issue-specific efforts.

The OTR has responsibilities that span all of the Deputy areas within the Forest Service (FS). The FS manages National Forest System lands and resources for the benefit of the general public, while respecting the special trust relationship of the United States towards the 564 federally recognized Indian tribes. State and Private Forestry programs provide assistance to private forest landowners, including tribal governments. Research programs include a variety of projects that relate to tribes. The Forest Service Business Operations include authorities and responsibilities to work with tribes. Many National Forest System lands are adjacent to American Indian or Alaska Native tribes or tribal lands. In some cases, tribal governments retained rights on what are present-day national forests or grasslands when the tribes relinquished lands to the United States Government.

Allocation and Integration

OTR is funded by a direct cost pool, using all of the funds available to the FS. Specific projects are funded by the primary purpose of the projects.

Partnerships

The OTR works within the goals and alignments established in the Tribal Relations Program Strategic Plan to:

- Ensure the agency redeems its trust responsibility and protects American Indian and Alaska Native reserved rights as they pertain to Forest Service programs, projects, and policies.
- Leverage partnerships to maximize mutual success.
- Promote integration and utility of the Tribal Relations Program throughout the agency.
- Support specific strategic goals and objectives of the Forest Service.

In order to accomplish these goals, OTR works closely and collaboratively to leverage partnerships with internal units, tribal governments, intertribal organizations, and other Federal and State agencies. OTR supports and integrates Tribal Relations components of policy analysis and development, technical, and administrative assistance, training, and oversight. The program also advises national and regional FS leadership in matters pertaining to interactions with tribes and tribal representatives. OTR helps develop regulations for and tracks implementation of the Tribal Relations components of specific legislation, including the Farm Bill and the Tribal Forest Protection Act. Tribal Relations communication products, as well as the Tribal Relations program training, have been refined. This has led to expanded involvement with intertribal organizations and more appropriate implementation of agency policies.

Partnerships

For over a century, the Forest Service has maintained a commitment to working with a variety of organizations and interests in its obligation for ‘caring for the land and serving people.’ As the complexity, constraints and opportunities surrounding the management of public lands increase, partnerships continue to be an essential mechanism toward achieving social, economic and ecological goals associated with these lands. Through these working relationships:

- ***We build stronger communities and healthier ecosystems***—sharing resources and expertise to achieve sustainable solutions to current and future resource challenges.
- ***We empower employees and partners***—improving the art of associating with others, capitalizing and sharing information and skills, and fostering continued learning and deeper connections between people and the land.
- ***We create a more effective and efficient organization***—expanding achievements through working together and securing or leveraging new and existing sources of support.

The Forest Service exercises many creative and innovative approaches across the country to promote healthy and vibrant forests, grasslands, and communities. Through strong and enduring partnerships, the agency is able to successfully accomplish far more than it could on its own. Challenge Cost Share Agreements (*see examples and exhibit*) are one approach by which the agency can readily illustrate the power behind shared energies and contribution invested in the public’s interest.

Examples of Forest Service Partnerships

The following examples include various challenge cost-share relationships between the Forest Service and partners, implemented in FY 2009.

State and Private Forestry

Linking Girls to the Land (Washington Office) - With support and involvement of the Forest Service, Girl Scouts of the USA has launched a nationwide Community Action Project (Forever Green). This project involves 36 Girl Scout councils and active partnerships with communities, schools, local, State and federal natural resource agencies, non-profits, businesses and educational institutions. Specific focus areas for Community Action Projects include air quality, waste management, water conservation, energy conservation, and the creation and improvement of community green spaces. Each Council involved in Forever Green works closely with local Forest Service experts to link their specific projects to national and state forests to impart critical environmental lessons.

Nature High Camp (Region 4) - Nature High Camp is a unique partnership between the Bureau of Land Management, the Bureau of Reclamation, the Natural Resource Conservation Services, and the US Geological Survey, the Utah Association of Conservation Districts, the Snow College, and the Forest Service. The purpose of the project is to cooperatively enhance outreach to and encouragement of women and minorities considering natural resource careers. Partners are providing quality education and experience in natural resources and related fields at all levels. Specifically, the Forest Service is providing assistance with planning activities for the camp, general marketing, website hosting, career fair design and implementation, and a variety of camp activities.

National Forest System

Clearwater Basin Collaborative (Region 1) - In 2006, a consortium of individuals and organizations representing diverse interests within the Clearwater Basin of Idaho began meeting to find mutually agreeable solutions to natural resource issues. Participants include the Nez Perce Tribe, conservation groups, the timber industry, recreation interests, local government officials, and Clearwater Basin opinion leaders. This is the only collaborative effort to address forest management practices taking place in the Upper Clearwater Basin and it comes at a critical time in relation to the forest planning and travel management planning processes. Through this agreement, the Forest Service is supporting the Clearwater Basin Collaborative's work with community interests to promote "zones of agreement" for actions concerning the use and management of the Clearwater and Nez Perce National Forests within the Clearwater Basin in Idaho.

Decommissioning Roads in the Upper Joseph Creek Watershed (Region 6) - Wallowa Resources, in partnership with the Forest Service, is improving riparian and stream conditions in Big Canyon, and Poison and South Fork Summit Creeks by removing all existing culverts and decommissioning the roadbed through a combination of subsoiling and outsliping. This project accomplishes several things: eliminating all motorized vehicle use; re-establishing sediment transport and biologic and hydrologic connectivity; reducing the risk of culvert failure and concurrent sedimentation to steelhead spawning habitat; and increasing infiltration of the former road surface. This project was identified as a high priority restoration activity in the Upper Joseph Watershed Action Plan.

Jasper Wildfire Monitoring (Region 2) - In this partnership between the Colorado State University System and the Forest Service, participants are working cooperatively to re-measure the established monitoring research plots—eventually tiering data to the Jasper Monitoring 5-Year report. In the project, partners are assessing the spatial arrangement of forested vegetation in the burned area, as well as the structure and stocking of forests that burned. Partners are also determining effects of the fire on understory vegetation, microclimates, and soils and hoping to conclude on the management implications of a catastrophic fire.

Whistle Stop Project (Region 10) - The Forest Service and Alaska Railroad Corporation are working cooperatively to plan, survey and design new recreation opportunities between Portage and Trail Creeks as part of the Whistle Stop project. This cooperation is helping to identify a wide array of recreational opportunities for a larger cross-section of the public accessed via the Alaska Railroad Glacier Discovery Train.

Research and Development

Disease Resistance Among Hardwood Species in the Southern Region (Region 8) - The Forest Service is working with the University of Tennessee to help manage and protect hardwood and conifer resources in the forests of Tennessee and the eastern hardwood region of the US. In this project, the Forest Service is contributing seed and seedlings for restoring disturbed or degraded forests in Tennessee and other states. Information produced from this work will benefit all forest resources by providing a scientific basis for management decisions, while simultaneously furthering the Genetic Resource Management program of the Forest Service.

Roundtable Coordinator (Region 2) - In this unique relationship with The Nature Conservancy, the Forest Service is supporting a Coordinator position for the Front Range Fuels Treatment Partnership Roundtable. The Roundtable is a collaborative group that was formed to address hazardous fuels reduction and ecosystem restoration across a 10-county area within the Front Range of Colorado.

The Roundtable consists of individuals from State and Federal agencies, local governments, environmental and conservation organizations, academic and scientific communities, industry and other user groups. This partnership helps further the accomplishments of the Roundtable—providing communication, coordination and overall logistical support for the Roundtable’s projects, research and results.

National Forest Foundation

The National Forest Foundation, as the agency’s congressionally chartered nonprofit partner, engages the public in community-based and national programs that promote the health and public enjoyment of the National Forest System. In FY 2009, the National Forest Foundation supported 125 projects benefiting National Forest System lands, representing a total investment of \$2,967,187.

Every federal dollar the National Forest Foundation invests through grants to nonprofit organizations is matched at a minimum ratio of 1:1 with privately raised funds. Through foundations, business partners and grant recipients, additional cash and in-kind funds are raised beyond the minimum to help implement projects. This average leverage ratio of 4:1 measurably multiplies the resources available to implement projects. Examples of supported projects include:

Monitoring Non-Native Invasive Plant Species along the Appalachian Trail in Virginia and North Carolina—The Appalachian Trail Conservancy is recruiting and training up to 100 volunteers to monitor 14 plant species and input data into a central database along 30 miles of the Appalachian Trail on the Nantahala and George Washington and Jefferson National Forests.

Bats and America's National Forests—Bat Conservation International is working with the Daniel Boone, Saint Francis, Hoosier, and Chattahoochee-Oconee to help protect and maintain critical habitat for bats. The project focuses on protecting biodiversity, enhancing recreational safety, and maintaining healthy forest ecosystems.

Nevada Roadless Area Stewardship Project—Friends of Nevada Wilderness is working with three ranger districts on the Humboldt-Toiyabe National Forest to engage citizen volunteers from local communities to complete on-the-ground restoration projects protecting riparian areas, recreation values and wildlife habitat.

Harney County Restoration Collaborative—A collaborative effort is working together to complete a landscape-scale NEPA process that targets the eastern portion of the Malheur National Forest. This helps to build local capacity to collaboratively address future natural resource issues.

Trail Maintenance and Drainage Repair in the Mt. Baker Wilderness—Two heavily used trails are being maintained and repaired by the Pacific Northwest Trail Association within the Mt. Baker Wilderness on the Mt. Baker-Snoqualmie National Forest. Additionally, crews are obliterating user-made trails and removing litter from the backcountry.

Route and Dispersed Campsite Inventory and Trail Restoration in the Abajos and La Sals—With the Manti-La Sal National Forest, Red Rock Forests is helping complete the last phase of a comprehensive route and dispersed campsite inventory for the Abajo Mountains and beginning inventory in the La Sal Mountains. The group is also working with local ranger districts on trail restoration in both areas.

Wilderness Stewardship on the Tongass National Forest—With the support of the Tongass National Forest, the Sitka Conservation Society is working to help advance the Chief's 10-Year *Wilderness Stewardship Challenge in the West Chichagof-Yacobi Wilderness on the Sitka Ranger District*. The project brings together community groups to help enhance wilderness stewardship on the Tongass.

Tumacacori-Atascosa-Pajarito Mountains Complex Native Ranid Frog Conservation—An ongoing amphibian conservation project in the Arizona and Sonora borderlands is being implemented by Sky Island Alliance. The project is helping to restore native ranid frog species on the Coronado National Forest by completing restoration and conservation activities at identified key recovery sites.

Weeds and Wildlife: Restoring Habitat through Citizen-Based Monitoring and Restoration—The Wilderness Institute is engaging local community volunteers and NGOs in monitoring invasives and restoring native plant communities, helping to improve wildlife habitat on the Bitterroot National Forest.

WRV 2009 Partnership for Stewardship—Working on the Arapaho-Roosevelt, Pike-San Isabel, and Routt-Medicine Bow National Forests, Wildlands Restoration Volunteers is engaging nearly 1,000 volunteers in 20 important habitat restoration and trail projects in northern Colorado, fostering community involvement in the stewardship and restoration of local natural resources.

**National Grants and Agreements (G&A) Summary by Instrument Type *
US Forest Service, Fiscal Year 2009**

Instrument Type	G&A Count	FS Contribution	Partner Contribution	TOTAL Value
Challenge Cost Share Agreement	1,048	\$44,305,809	\$37,685,688	\$81,991,498
Collection Agreement	1,283	\$18,810,086	\$52,268,610	\$71,078,696
Cooperative Agreement	325	\$39,350,439	\$16,674,613	\$56,025,052
Cooperative Research and Development Agreement	13	\$336,022	\$190,434	\$526,456
Cost Reimbursable Agreement	183	\$21,018,067	\$685,320	\$21,703,388
Domestic Grant	1,026	\$599,191,442	\$189,084,986	\$788,276,429
Fire Agreement	276	\$9,385,833	\$5,038,831	\$14,424,665
Interagency and Intra-agency Agreement	1,885	\$138,923,100	\$102,405,394	\$241,328,493
International Cooperative Agreement	12	\$378,188	\$89,553	\$467,741
International Grant	13	\$1,429,225	\$541,861	\$1,971,086
International Joint Venture Agreement	3	\$27,400	\$1,250	\$28,650
Joint Venture Agreement	627	\$44,907,856	\$15,456,065	\$60,363,920
Law Enforcement Agreement	497	\$7,150,450	\$250,634	\$7,401,084
Memorandum of Understanding	383	\$700	\$1,500	\$2,200
Participating Agreement	1,097	\$56,911,647	\$30,229,933	\$87,141,580
Roads Agreement	233	\$35,365,976	\$10,851,708	\$46,217,683
Service-wide Master Memorandum of Understanding	16	\$0	\$0	\$0
Stewardship Agreement	11	\$2,870,665	\$310,457	\$3,181,123
GRAND TOTAL	8,931	\$1,020,362,905	\$461,766,838	\$1,482,129,743

* Includes ARRA funding and associated projects.

**Challenge Cost-share Agreements
Estimated Funding by Budget Line Item
(\$\$ in thousands)**

Budget Line Item	FY 2007			FY 2008			FY 2009		
	Forest Service Contribution	Partner Contribution	Total Value	Forest Service Contribution	Partner Contribution	Total Value	Forest Service Contribution	Partner Contribution	Total Value
Forest and Rangeland Research	\$1,748	\$462	\$2,210	\$862	\$337	\$1,199	\$5,771	\$3,487	\$9,258
State and Private Forestry	\$2,584	\$1,641	\$4,225	\$3,010	\$3,961	\$6,971	\$4,465	\$3,093	\$7,558
Land Management Planning	\$450	\$4	\$454	\$1,200	\$1,384	\$2,584	\$73	\$63	\$136
Inventory and Monitoring	\$1,552	\$459	\$2,011	\$3,614	\$1,241	\$4,855	\$5,245	\$1,685	\$6,930
Recreation, Wilderness, Heritage Mgt	\$3,091	\$12,694	\$8,192	\$2,671	\$3,328	\$5,999	\$5,754	\$11,595	\$17,349
Wildlife and Fish Habitat Mgt	\$2,763	\$5,427	\$8,190	\$3,789	\$9,010	\$12,799	\$5,919	\$5,729	\$11,648
Grazing Management	\$178	\$914	\$1,092	\$419	\$183	\$602	\$118	\$119	\$237
Forest Products	\$282	\$15	\$297	\$415	\$67	\$482	\$377	\$446	\$823
Vegetation & Watershed Mgt	\$3,242	\$3,398	\$6,640	\$2,586	\$2,743	\$5,329	\$2,968	\$2,848	\$5,816
Minerals and Geology Mgt	\$262	\$109	\$371	\$341	\$329	\$670	\$313	\$193	\$506
Landownership Management	\$75	\$9	\$84	\$26	\$16	\$42	\$242	\$618	\$860
Job Corps	\$401	\$0	\$401	\$1,339	\$0	\$1,339	\$728	\$0	\$728
Wildland Fire Management	\$1,081	\$556	\$1,637	\$1,449	\$817	\$2,266	\$3,064	\$1,112	\$4,176
Facilities	\$488	\$188	\$676	\$376	\$1,411	\$1,787	\$226	\$237	\$463
Roads	\$1,496	\$1,633	\$3,129	\$661	\$1,506	\$2,167	\$878	\$588	\$1,466
Trails	\$3,214	\$4,969	\$8,183	\$5,091	\$5,522	\$10,613	\$7,200	\$4,168	\$11,368
Other	\$670	\$0	\$670	\$770	\$388	\$1,158	\$964	\$1,704	\$2,668

Reforestation

The Forest and Rangeland Renewable Resources Planning Act of 1974 (RPA) (P.L. 93-378), as amended by the National Forest Management Act of 1976 (NFMA) Section 3(d)1, directs that all forested lands in the National Forest System (NFS) be maintained in appropriate forest cover with species of trees, degree of stocking, rate of growth, and conditions of stand designated to secure the maximum benefits of multiple use sustained yield management in accordance to land management plans. It further requires the Secretary of Agriculture to identify and report to the Congress, at the time of submission of the President's Budget together with the annual report provided under section 8 (c) of the Act, the amount and location, by national forest and State and by productivity class, where applicable, of needs to reforest areas that have been cut-over or otherwise denuded or deforested.

The reforestation program includes artificial regeneration, seeding, and natural regeneration. Forest and stand level management objectives may be jeopardized without appropriate reforestation treatments. Untreated areas may have elevated risk to losses from future insect or disease epidemics, wildfires, and other disturbance events. The reforestation program has four major goals: maintain all NFS forestlands in appropriate forest cover; improve the quality and yield of the timber resource; accelerate the attainment of desired species composition; and develop and demonstrate successful reforestation methods and techniques.

Reforestation work is time-sensitive and without timely reforestation efforts, undesirable species can dominate making establishment of desired tree species difficult. Once undesirable species become established, decades may pass before sufficient numbers of appropriate tree seedlings occupy the site. Delays also increase the cost of reforestation work by necessitating expensive site preparation, reduce timber yields, and may adversely affect meeting other resource objectives.

Prompt reforestation is desirable to prevent soil erosion and protect water quality in streams and lakes. It provides mitigation and facilitated adaptation to the effects of global climate change, effective long-term carbon sequestration and restoration of appropriate forest cover on impacted lands. Untimely reforestation adversely affects wildlife and fish species and reduces scenic quality and recreational experience. In addition, these areas are less resilient to the effects of fire and make it more difficult to protect surrounding communities.

Program Plans and Accomplishments

The agency's reforestation capacity is dependent on several program areas, as well as numerous partnerships and cooperative agreements. Reforestation needs generated through timber harvest activities are generally met through the Knutson-Vandenberg (K-V) Act funds. However, reforestation need for areas outside timber sale areas will be primarily funded by the Integrated Resource Restoration program and the Reforestation Trust Fund. Corporate partners and civic groups are also contributors to the agency's capacity for reforestation through matching fund agreements.

In FY 2009, the agency reforested a total of 269,345 acres. A significant portion of this accomplishment was funded with emergency supplemental funds (about 95,300 acres). More than 14,000 additional acres are projected for accomplishment in FY 2010 utilizing these supplemental funds appropriated in FY 2008. The agency's reforestation accomplishment has been limited by the availability of nursery stock for planting. However, the agency has developed and is implementing a strategy to increase nursery production to meet projected reforestation needs generated by increased wildfire activity. As increased seedling production comes on line, further reforestation will be feasible.

The agency’s unified reforestation target for FY 2011 is 288,400 acres. Approximately 178,400 acres (74,800 acres planting plus 103,600 acres certification of natural regeneration) will be accomplished using funds from the new Integrated Resource Restoration program. Included in these program funds is \$10 million for reforestation specifically added to the program to mitigate the effects of climate change through reforestation of areas impacted by wildfire, insect and disease or other natural events. The agency will reforest an additional 110,000 acres utilizing the Reforestation Trust Fund and K-V Trust funds, and 4,000 acres accomplished through partnerships. The agency has currently identified 836,000 acres of NFS lands that can benefit from reforestation. Actual accomplishments can vary significantly, depending on the type of treatment necessary to meet restoration objectives and the cost of that treatment. For example, unit costs for seeding are significantly lower than growing and planting seedlings.

This reforestation program level continues the build-up of the agency’s reforestation capability facilitated during FY 2008 and FY 2009 through the emergency supplemental funding for post fire rehabilitation. The proposed unified FY 2011 target is a significant increase above the FY 2010 target of 243,728 acres due to the proposed increase in the Integrated Resource Restoration program funding. This increase in funding for reforestation will target accomplishments to mitigate the potential effects of global climate change as well as restoration of areas impacted by wildfires.

Figure 1 shows reforestation needs and accomplishments for FY 1997 through FY 2009. From FY 1997 through FY 1999, there was a steady decrease in reforestation needs and accomplishments. Since FY 2000, reforestation needs have accumulated largely due to large wildfires affecting national forests in the West and insect epidemics in the East. From FY 2000 through FY 2009, reforestation addressed about 22 percent of the reforestation needs nationally. Since 2008 the agency has been building nursery stock production and reforestation capability. Funds provided through emergency supplemental appropriations have been instrumental in facilitating this increase in capacity. Increased accomplishments associated with these funds are reflected in the 2009 data displayed in the table below. Reforestation capacity, and the projected accomplishments for FY 2010, continues to reflect increases associated with these supplemental funds.

Figure 1 - Trends in Reforestation Opportunities, Accomplishments and Percentage of Areas Treated: Fiscal Years FY 1997 – 2009

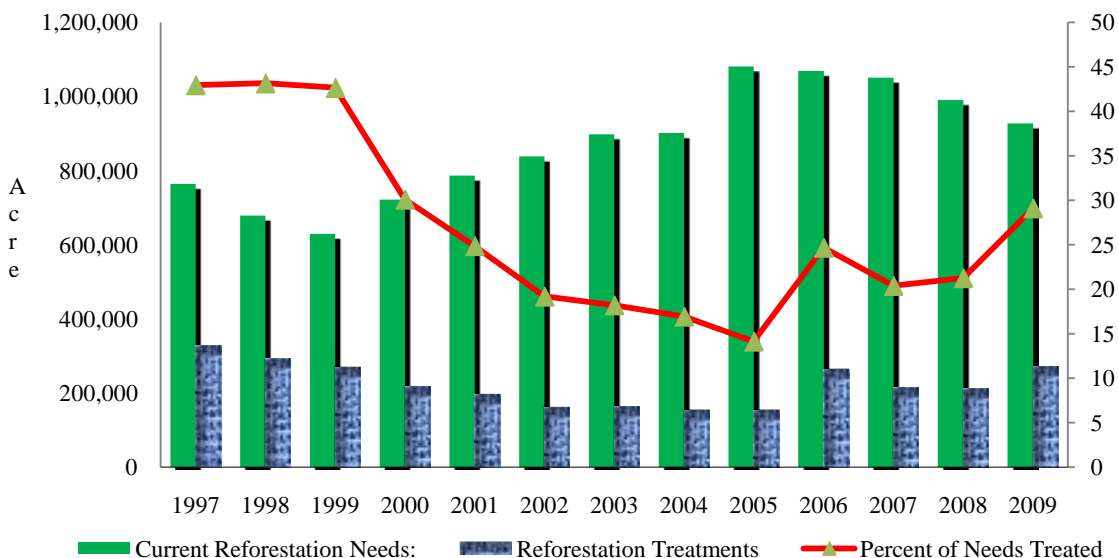
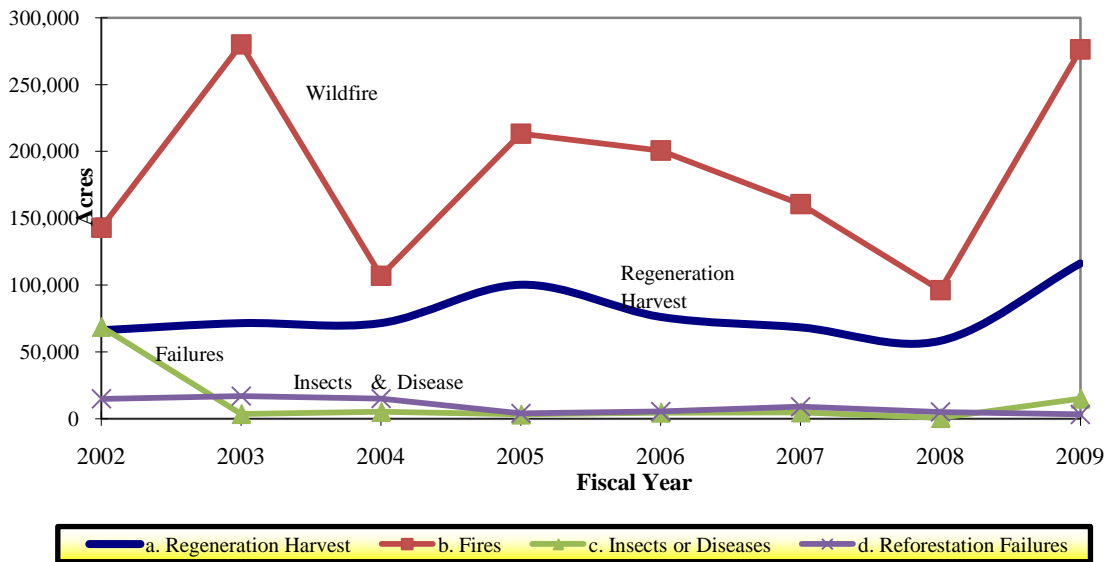


Figure 2 shows the relative significance of various contributing factors on reforestation. Since the decline in regeneration harvest in the 1980s, the majority of the additional reforestation areas result from wildfire, particularly in the western regions. Identification of areas that would benefit from reforestation is the result of prompt assessment of the on-the-ground opportunity for effective treatment. The wildfire generated need is assessed and silvicultural prescriptions prepared outlining the sequence of treatments needed to effectively re-establish desired forest vegetation. This includes artificial regeneration either by planting or seeding as well as certification of natural regeneration when it is determined that sufficient seed producing trees remain on the site. These areas are scheduled for stocking surveys to assure that successful regeneration is taking place as planned.

**Figure 2 – Additions to Reforestation Needs:
FY 2002-2009**



Rehabilitation of Burned Areas

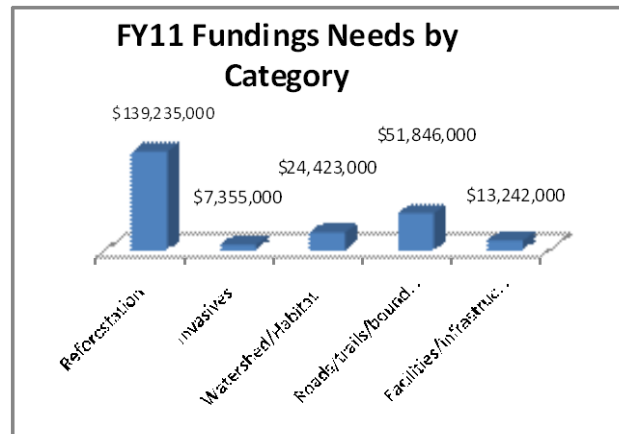
Post-fire Rehabilitation and Restoration

The following post-fire rehabilitation need information is provided in response to the request in the Conference Committee Report for the Department of Interior, Environment, and Related Agencies Appropriations Act, 2010 (P.L. 11-88). The Report requests “The conferees note that there have been extreme wildfires in recent years, which will require extensive rehabilitation and restoration activities. The Service is urged to provide a detailed assessment of future needs and accomplishments in the next budget request.”

Future Needs

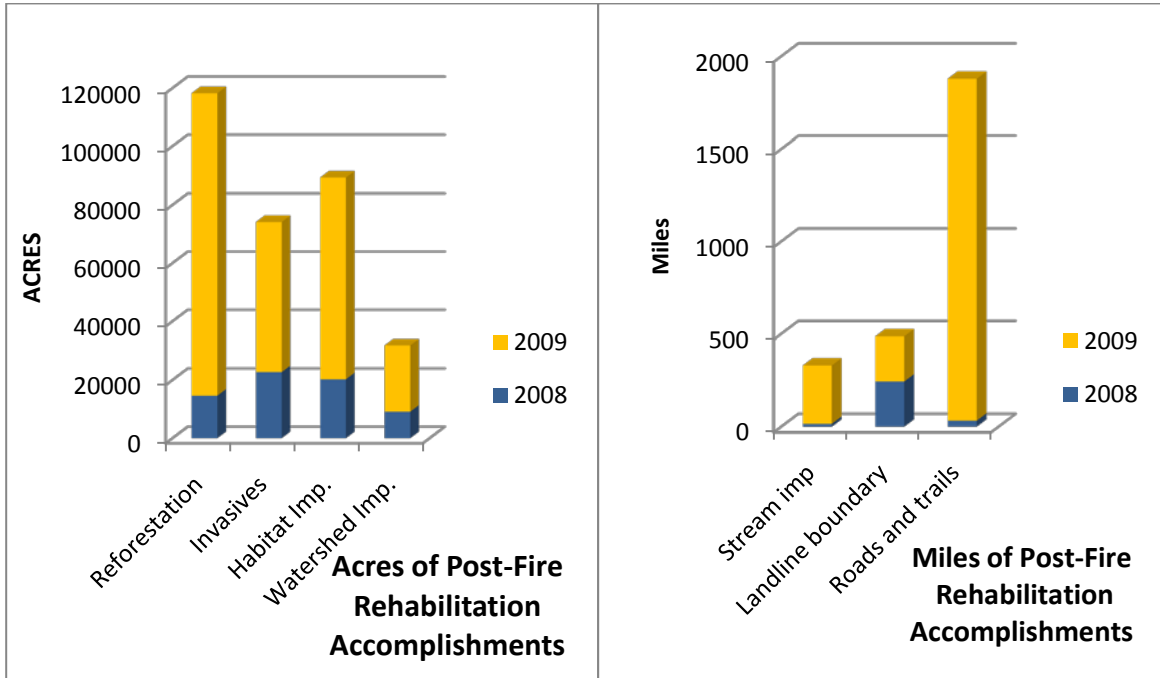
The estimated funding needs of \$246.1 million and accomplishments for post-fire rehabilitation is displayed below by category. Planned accomplishments for FY 2010 have been subtracted from the identified needs. The figures below do not include any additional needs that may result from the FY 2010 fire season. The estimates will be refined as more comprehensive assessments of burned areas are completed.

Future Needs	
Category	Work Required
Reforestation	132,000 acres
Invasives	71,000 acres
Watershed/habitat	32,000 acres
Road/trails/boundary	5,500 miles
Stream habitat	300 miles
Facilities/infrastructure	2,000 sites



Accomplishments in FY 2008 and FY 2009

The most recent accomplishments in some major categories of post-fire rehabilitation include over 314,000 acres of work including vegetation or landscape rehabilitation and 2,700 miles of work including, stream restoration, road and trail rehabilitation, and landline boundary re-survey. This data provides information regarding the potential additional needs generated during severe fire seasons. The majority of these accomplishments utilized emergency supplemental funding appropriated by Congress late in FY 2007 and FY 2008. The accomplishments are displayed by category in the charts below:



Research and Development Threat Assessment Centers

The Eastern Forest and Western Wildland Environmental Threat Assessment Centers (EFETAC and WWETAC) are national leaders in developing knowledge and tools to protect and sustain the Nation’s forests and rangelands. The Centers partner with governmental agencies, universities, and non-governmental organizations to improve the collective national capacity to predict, detect, and assess threats to forests and wildlands. The mission of the Centers requires them to be responsive to emerging issues and high-priority policy initiatives such as climate change, carbon sequestration, fuels management, and wildland fire risk. The work of the Centers is essential to ensuring that resource managers and stakeholders are equipped with the latest information and state-of-the-art technology.

(\$ in thousands)

Fund	FY09 Final	FY10 Enacted	FY11 President’s Budget
Research	\$1,600	\$1,600	\$1,600
S&PF	\$1,600	\$1,600	\$1,600
WFHF	0	\$400	\$400
NFS	\$1,600	\$1,600	\$1,600
Total	\$4,800	\$5,200	\$5,200

FY 2011 Program Changes

2011 is expected to be a watershed year in the history of the Centers as they consolidate existing work into new areas of focus and continue product delivery as defined in their updated charters. Based on the scope of their work over the past five years, both EFETAC and WWETAC are nationally (and internationally) recognized for their work in comparative risk assessment, wildland fire modeling, threat interaction mapping, fuels treatment decision support systems, broad-scale vegetation monitoring, and climate change research, among others. The challenges now facing the Centers are increasing national recognition through better coordination and integration on nationwide issues, and conducting more effective communication and outreach.

Additional details on major on-going efforts are provided below.

FY 2010 Planned

In FY 2010, the Centers will focus on implementing the recommendations suggested by the Washington Office review report by incorporating these actions into their programs of work and administrative processes. One notable activity will be the creation of a joint Technical Users Group to help improve service to stakeholders. Efforts are underway to identify individuals to serve on the users group, and begin planning a process of engagement with the Centers. The deployment of an early warning system using remote and site-level data to detect changes in vegetation will continue with an increased focus on merging of eastern and western efforts. The system will allow rapid detection and assessment of environmental disturbance at multiple scales. A new threat mapping system will be made accessible through the Internet and will provide improved information on the intersection of multiple threats—allowing users to model risk to a user-selected mix of environmental values. Additionally, an existing wildfire risk analysis and decision support framework for vegetation management projects will be updated, documented and delivered to users.

The Centers will continue with the delivery of science knowledge. In an effort to expand the dialogue on climate change and/or invasive species, the Centers plan to invite internationally recognized experts to workshops and continue to publish policy-relevant papers. Climate change research will continue to be addressed through the generation and integration of information.

Past Performance

In FY 2009, the Centers produced several important new products:

Western Wildland Environmental Threat Assessment Center

- The WWETAC worked with the Western Forestry Leadership Coalition (WFLC) to convene a series of workshops to identify threats to the viability of private forests and forestry in the West. Five workshops were held in different regions around the West, and brought together representatives from state forestry and wildlife agencies, Tribes, local government, US Forest Service, Bureau of Land Management, industry, academia, conservation organizations, and most importantly, private forest landowners.
- A major effort by western Center scientists and collaborators reached an important threshold this year, providing land managers with a cohesive, coherent, model to help predict the interacting behavior of fire and bark beetles under selected climate change scenarios at multiple scales. A pilot project to test this model at the national forest scale is scheduled to begin in 2011.
- The results of a project study sponsored by WWETAC and the Pacific Northwest Research Station showed that it was possible to produce a national map of current vegetation at a useful scale. The study—done in collaboration with the Northern Research Station and Michigan State University—focused on up to seven mapping zones across the U.S representing a range of ecological conditions.
- The WWETAC is the technical co-lead on the Wildland Fire Leadership Council's Wildfire Risk Monitoring Project. The project objective is to calculate nationwide wildfire risk maps. A prototype analysis has been completed for the State of Oregon and will be published as a general technical report when reviews are completed later this year.

Eastern Wildland Environmental Threat Assessment Center

- The Eastern Center launched the Comparative Risk Assessment Framework and Tools (CRAFT)—a user friendly, Web-based support system that helps natural resource managers address uncertainties inherent in land management decisions. EFETAC offered a training workshop, with additional sessions planned for 2010. Tutorials, a wiki-inspired tool, and real-life case studies are available on-line at <http://CRAFT.forestthreats.org>.
- Progress continues on EFETAC's early warning system. The Center's partnership with NASA's Stennis Space Center produced a series of seamless, contiguous United States (CONUS) phenology (seasonal changes in vegetation) datasets. The early warning system will use phenology data in its change detection models for identifying forest threat locations and tracking patterns of progression. Online viewers for the data will soon be available.
- A wide range of users can now view landscape patterns in Google Earth. EFETAC recently posted several Google Earth applications to enable visualization of three landscape and forest spatial metrics at local to national scale. This work was completed in response to the need for improved visualization tools as called for by readers of official forest assessment reports. Examples, links and instructions may be found at <http://www.forestthreats.org/tools/landcover-maps>.
- The EFETAC's researchers developed a modeling system that fully budgets annual water availability for water supply and demand from multiple users in the Southeast. The simulation system benefits water resource planners addressing water shortages. The Center's assessment of

long-term impacts of projected changes in climate, population, and land use/land cover on regional water resources is critical to the sustainable development of the southeastern United States.

- The EFETAC is working on a collaborative project to update the Climate Change Resource Center (CCRC, www.fs.fed.us/ccrc/) to better reflect eastern issues. To gain a complete national perspective, the Southern Research Station, Northern Research Station, and EFETAC—with input from Regions 8 and 9 and Northeastern Area—will expand the CCRC scope to include eastern United States climate change research and resources.
- The EFETAC researchers are interacting with fire managers across the eastern U.S. to assess the value of Fire Program Analysis (FPA) products and have identified reasons why fire behavior models may perform poorly in the east relative to the west. Future work will address these deficiencies and improve the reliability of the modeling tools.
- The EFETAC initiated a Region 8 partnership to develop a template to enhance integration of climate change science into forest management and planning. The project, titled *Template for Assessing Climate Change Impacts and Management Options (TACCIMO)*, will produce a web-based user interface that will provide the best available science and climate projections in a format relevant to the needs of forest managers and planners within the agency or in state or private organizations.

Program Overview

Eastern Forest Environmental Threat Assessment Center

The EFETAC is engaged in multiple projects at the forefront of technology development and application in forest threat detection and assessment. Research conducted with the National Forest Health Monitoring Research team is looking beyond simple changes at a single location to the pattern of change across broad landscapes. Researchers are using new protocols to develop new indicators of landscape change, and providing land managers and policy makers with new tools for strategic planning. Additionally, Southern Global Change Program research addresses forest ecosystems, water quality, biodiversity, and wildfires—all with an emphasis on climate change and global warming.

Western Wildland Environmental Threat Assessment Center

The WWETAC has made significant progress in its mission to provide early detection and prediction of the potential effects of multiple, interacting threats and stresses. It has hosted workshops and conferences to identify and synthesize current knowledge regarding threat assessment and improving predictive modeling. WWETAC initiated collaborative agreements with universities, government (local and federal) partners, and non-governmental organizations to advance the application of remote sensing and geospatial technologies, and make assessment tools and data more accessible to analysts and managers.

Service First

Service First is a partnership authority for the Forest Service, the Bureau of Land Management (BLM), the National Park Service (NPS), and the U.S. Fish and Wildlife Service (FWS). (P.L. 106-291 as amended in 109-54, Title IV, Section 428). Service First authority was extended to 2011. The Forest Service continues to strengthen its partnership with the BLM, NPS, and FWS to attain the three Service First goals of improving natural and cultural resource stewardship, providing better customer service, and increasing operational efficiency.

Service First does not have its own budget line item in the Forest Service but instead is funded from several budget line items within the National Forest System appropriation.

FY 2011 Service First Goals

FY 2011 goals will build on successes of previous years and explore new opportunities for interagency collaboration. The Forest Service will continue to work toward a seamless technology system by developing joint access to the more complex databases including GIS, invasive weed inventories, and other natural resource data. In addition, the agency will continue to explore establishing joint land management targets with the other agencies where appropriate.

Co-location is a major step toward greater inter-agency communication and integration of natural resource management across the landscape. Agencies will continue to explore and implement co-location opportunities where feasible and appropriate.

For FY 2011, Service First objectives include continuing to make advances in creating an integrated information technology system where employees will be able to access other agencies' data and systems while maintaining appropriate security levels. Access to other agencies' information will provide more seamless customer service and improve operational efficiency for shared employees and co-located offices.

Another goal in FY 2011 is to increase coordination across resource programs such as conserving water, hazardous fuels reduction, landscape scale species conservation, sustaining our rural communities, nurturing youth through education and connections to the outdoors, minerals and energy policy, visitor services, protecting special places and recreation management including OHV and trail management in support of providing quality natural resource management.

Finally, the agencies plan to build a strong interagency network with focused tools and regular outreach and information exchange such as best practices on Service First opportunities, challenges, and successes.

FY 2009 Accomplishments

The agencies have made steady administrative progress during a transition of Service First national leadership. The Memorandum of Understanding was extended to September 30, 2011, and the national Support Team continued to develop new language to improve consistency between agencies in the use and application of Service First authority. The agencies also built an inter-agency website to foster this interaction and information exchange and provide contacts and information in the form of a toolbox for employees' use.

Examples of Field Accomplishments

The Grand Canyon-Parashant National Monument in northern Arizona is jointly administered by BLM and NPS. It successfully piloted a more efficient means of transferring funds between agencies using a “Service First 1151 Transfer Request” form. This new process can be used for personnel, equipment, lease and other costs shared among agencies at Service First units, and moves forward the Service First goal of developing protocols for Nation-wide use.

The San Juan Public Lands Center in Durango, Colorado, is a FS and BLM integrated unit where managers are delegated to act for both agencies across 2.6 million acres of National Forest and BLM system public lands. The Center continues in its ninth year of integration, striving to manage an entire landscape seamlessly across jurisdictions to improve land health, oversee multiple use activities consistently, and provide better service to the public and increase efficiencies. The San Juan is currently working to complete the first ever, joint land and resource management plan for both agencies' lands.

The Southern Nevada Agency Partnership (SNAP) of BLM, FS, FWS and NPS had many accomplishments from their numerous interagency teams. These include the completion of their Science and Research Strategy, which integrates and coordinates scientific research efforts across million acres of federal land, and includes an interagency review process for research project proposals; launching the SNAP.gov website to provide seamless information online about programs and lands managed by the SNAP agencies; completing the SNAP Outreach Project Plan; recording by volunteer site stewards five petroglyph sites; and what may be the Nation’s first location where all four agencies use the same survey protocols to collect information on visitor use, the FS’s National Visitor’s Use Monitoring (NVUM) program.

Sustainable Operations

The Forest Service is reducing its environmental footprint through sustainable operations and has a growing number of initiatives in place. As stewards of the Nation's forest and grasslands, the Forest Service is committed to efficiently using energy and reducing consumption of resources in our daily operations. The agency is working hard to be a leading example of a green organization and model sustainable practices throughout all aspects of Forest Service program management and delivery.

Past Performance

In FY 2009 and into FY 2010, the agency established priorities and began integration across boundaries resulting in more sustainable practices related to energy and water conservation; transportation efficiencies; waste management; green purchasing; sustainable facilities management; and the implementation of an environmental management system. A few examples of progress in the areas of energy conservation, fleet and transportation, water conservation, and green purchasing are detailed below:

- Over 200 computer rooms will be consolidated into 2 locations in FY 2010, lowering power consumption by 80%.
- Region 10 uses six solar/wind/battery powered units for remote sites providing 835 KWh/season.
- The Yates/Rosslyn Shuttle, providing regular transportation between Arlington and Washington DC Forest Service offices now uses a biodiesel powered vehicle cutting greenhouse gas emissions by 78%.
- As of March 2009, 515 Videoconferencing (VTC) units have been installed, with some capacity in every Region/Station/Area. This capability is especially useful in remote locations such as Region 10.

Biomass Gasifier Powers Winn Ranger District Office on Kisatchie NF



A BioMax@25(kW) gasifier that uses wood chips as fuel was recently unveiled on the Kisatchie National Forest, Winn Ranger District, making it the first Ranger District Office to use biomass-generated electricity. The fuel operates a generator to take the place of utility supplied power to the building. The unit will make maximum use of storm and logging debris and woody understory brush.

- The Smokey Bear Ranger District on the Lincoln NF installed a rain harvesting system estimated to capture 33,708 gallons of water each year.
- The Forest Service has purchased 5,747 Energy Star certified computers as of February 2009. 100% of Forest Service monitors are now Electronic Product Environmental Assessment Tool (EPEAT) certified—a program of the Green Electronic Council which assesses energy efficiency and environmental impact.

FY 2011 Program Plans**Fulfill Executive Orders and align with the Climate Change Implementation Plan:**

- Tracking, reporting and monitoring consumption data in fleet, energy, water, green purchasing, waste management and sustainability leadership– through a web-based interface.
- Institutionalizing a national Environmental Management Service (EMS) into Sustainable Operations reporting and reduction efforts.

Facilitate Partnerships:

- Establish partnerships with key Federal organizations, States, and communities to facilitate accomplishments in energy and water conservation (Department of Energy (DOE), Environmental Protection Agency (EPA), National Renewable Energy Lab (NREL), Department of the Interior (DOI), State of California, and the National Forest Foundation (NFF); as well as to facilitate accomplishments in transportation efficiencies by partnering with NREL and General Services Administration (GSA), and the District of Columbia local government.
- Establish stronger connections through youth, community and academic partnerships to support lifelong environmental learning.

Create an Informed Citizenry:

- Connect people to their local environment and get them to act to enhance it. Expand activities like National Get Outdoors Day.
- Establish sustainable operations education and training components for targeted audiences including: supervisors and managers; contractor officers (CO), CO Technical Representatives, and procurement agents; information technology; engineering, landscape architects, facility managers, and fleet managers.

External Report Accomplishments:

- Maintain a publicly accessible website with quality information and expand social media efforts.
- Publish a stakeholder accomplishment report addressing the agency's progress and impacts once every two years.

FY 2012 outlook:

- Provide a transition strategy to institutionalize sustainable operations efforts throughout all staffs and areas of responsibility within the agency.
- Consult and coordinate with other Climate Change Framework Teams and experts. Continue action items identified in the national sustainable operations strategy and expand activities to accelerate the achievement of goals established by EO 13423.

Unobligated Balances

Overview

The following table contains the Forest Service unobligated balances from all prior year appropriated funds (regular and emergency) carried forward into FY 2010. The table does not include the unobligated balances from offsetting collections such as reimbursable or advanced collections. The appropriation totals are actual amounts; however, the program amounts are estimates.

FY 2009 Forest Service - Unobligated Balances (Dollars in Thousands)

Forest Service Appropriation / Budget Line Item / Extended Budget Line Item	FY 2009 Unobligated Balances
Forest and Rangeland Research	
Research and Development	\$24,946
Total, Forest and Rangeland Research	\$24,946
State and Private Forestry	
Forest Health - Federal Lands	\$8,012
Forest Health - Coop Lands	\$1,966
State Fire Assistance	\$4,942
Volunteer Fire Assistance	\$3
Forest Stewardship	\$1,448
Forest Legacy Program (SPLG)	\$2,445
Urban and Community Forestry	\$3,276
Economic Action Programs	\$2,180
Forest Res Info & Analysis	\$247
Emergency & Disaster	\$193
International Forestry	\$121
Total--State and Private Forestry	\$24,833
S&P Land and Water Conservation Fund	\$782
Total—S&P Land and Water Conservation Fund	\$782
National Forest System	
Land Management Planning	\$3,885
Inventory & Monitoring	\$8,721
Recreation, Heritage, and Wilderness	\$5,718
Wildlife and Fisheries Habitat Management	\$6,121
Grazing Management	\$2,385

Forest Service Appropriation / Budget Line Item / Extended Budget Line Item	FY 2009 Unobligated Balances
Rehabilitation and Restoration	\$2,548
Forest Products	\$24,786
Vegetation and Watershed Management	\$9,971
Minerals and Geology Management	\$6,401
Landownership Management	\$3,714
Law Enforcement Operations	\$5,308
Valles Caldera National Preserve	\$441
Disaster Fund Supplemental	\$1,384
Total--National Forest System	\$81,383
Wildland Fire Management	
Preparedness	\$48,988
Hazardous Fuels Management	\$14,449
Fire Operations - Suppression	\$357,068
NFP Forest Health - Federal Lands	\$3,054
NFP Forest Health - Coop Lands	\$918
NFP State Fire Assistance	\$6,361
NFP Volunteer Fire Assistance	\$26
Rehabilitation & Restoration	\$20,295
NFP Research Activities	\$1,412
Joint Fire Sciences	\$6,935
Total--Wildland Fire Management	\$459,506
Capital Improvement and Maintenance	
Construction Disaster Fund Supplemental	\$13,231
Facilities Capital Improvement/Maintenance	\$28,793
Roads Capital Improvement/Maintenance	\$22,578
Trails Capital Improvement/Maintenance	\$5,293
Legacy Roads	\$12,095
Spectrum Relocation	\$20,304
Deferred Maintenance	\$11,059
Total--Capital Improvement and Maintenance	\$113,353
Land Acquisition--Land and Water Conservation Fund	
Land Exchange Acquisitions	\$12,746
Total--Land Acquisition/L&WCF	\$12,746
Other Appropriations	
Range Betterment Fund	\$631
Gifts, Donations, and Bequests for Research	\$151
Subsistence Mgmt (R10)	\$726
Total--Other Appropriations	\$1,508
GRAND TOTAL	\$720,057

Table Note: Does not include balances from American Recovery and Reinvestment Act funds.

USDA Working Capital Fund and Greenbook Charges

Background

The Forest Service, as an organizational entity of the U.S. Department of Agriculture, is provided administrative services managed centrally on behalf of the Department. These centrally administered programs are broken into two activities: the Working Capital Fund (WCF) and Greenbook.

The Interior Subcommittee on Appropriations requires a 3-year display of total costs paid by the Forest Service for these centrally administered programs. It is important to note that cost estimates for actual usage programs have changed in the last 3 fiscal years in response to demand for services on the part of the Forest Service. The Forest Service estimates for the activities assessed on a Full-time Equivalent (FTE) or standard methodology are likely to better reflect Forest Service shares of total costs, but these may vary during execution.

USDA Working Capital Fund

The Working Capital Fund (WCF) includes financial and administrative services provided with funding under the authority of 7 USC 2235. WCF is a financing mechanism supporting more than 20 activity centers across 5 Department-level organizations. These centers provide services to all USDA agencies, including the Forest Service, and a large number of non-USDA entities. Customers reimburse activity centers for the cost of services provided.

WCF-supported activities do not receive appropriated funds and are not subsidized from other funding sources. All costs are recovered through reimbursements from serviced customers. The estimated reimbursement from customers represents their projected share of costs to deliver service. Under terms of the general provisions in annual appropriations to USDA, agency administrators must authorize the billing of their agency for services they receive. The Chief of the Forest Service, or his duly appointed representative, must sign an agreement at the beginning of the fiscal year authorizing billing for services provided and supplying the appropriate accounting data.

The Forest Service serves as one of the overseers in the review of cost estimates for the National Finance Center through its participation in the WCF Executive Committee, a body comprising of representatives of various USDA agencies. The Executive Committee is charged with making budget recommendations and advising the Department's Chief Financial Officer as to the financial effectiveness of WCF. The Forest Service actively works with the Department's Chief Financial Officer to review activities included in the Greenbook and the basis for any costs attributed to the Forest Service.

On the following page is a table displaying Forest Service assessments for USDA working capital fund services. On subsequent pages is a table describing WCF services provided by the USDA.

FY 2009 – FY 2011 Working Capital Fund Assessments for the Forest Service

Orgn	Activity	FY 2009 Actual	*FY 2010 Estimate	**FY 2011 Request
OCFO	National Finance Center Agency Specific Agreements	4,196,489	2,973,041	3,014,664
	National Finance Center Gov't Employee Services	5,355,059	6,439,749	6,529,905
	Financial Systems	36,381,790	35,806,061	36,307,346
	Comptroller Operations Services	11,517,852	11,768,994	11,933,760
	Internal Control Support Services	132,751	117,260	118,902
	A-123 Support Services	362,910	352,250	357,182
	Lean Six Sigma Grants Process Services	46,536	46,536	47,188
OC	Broadcast Media and Technology Center	302,378	363,183	368,268
	Creative Services Center (formerly VCC)	369,423	237,125	240,445
OCIO	National Telecom Services	1,548,297	1,548,297	1,569,973
	Telecom Customer Services Center (TCSC)	262,306	262,306	265,978
	Network Services	893,481	893,481	905,990
	Computer Services Network Support	615,388	615,388	624,003
DA	Central Supply Stores	263,272	313,844	318,238
	Central Forms and Pubs - Transport Costs	46,240	36,393	36,904
	Copier Services	480,113	591,879	600,165
	Printing and Duplication Services	119,887	119,887	121,565
	Mail Prep and Courier Services	12,035	11,783	11,948
	Departmental Mailing List Systems	35,479	34,729	35,215
	Procurement Systems Operations	7,484,952	8,641,421	8,762,401
	Mail Distribution Services	1,406,791	1,377,042	1,396,321
	CFPDC Agency Forms and Pubs Storage	514,974	514,974	522,184
	CFPDC Departmental and Standard Forms	262,085	636,690	654,604
	Central Shipping and Receiving	51,387	9,249	9,378
	Central Excess Property Operations	67,937	64,848	65,756
	Central Excess Property -Rehab Furniture Services	1,731	1,731	1,755
	Executive Secretariat	553,218	542,481	550,076
	***Subtotal for Agency Requested Services	73,284,761	74,320,622	75,370,114
OCIO	National Information Technology Services	9,399,953	9,859,204	9,997,233
	Enterprise Shared Services	6,635,646	6,635,646	6,728,545
	NITC Financial Services	2,659,331	2,659,331	2,696,562
	Total for Agency Requested Services	91,979,691	93,474,803	91,395,953

Table Notes:

* FY 2010 Figures reflect a combination of estimates received to date, and estimates based on FY2009 actual costs.

**FY 2011 Request is an estimate based upon the non-pay inflation increase of 1.4%.

***Subtotal does not include the use of reimbursable agreements requested in order to obtain services from the Department of Agriculture's National Information Technology Center.

WCF ACTIVITIES		
Cost Recovery Methodologies		
Activity	Description	Cost Distribution
National Finance Center Agency Specific	Provides: 1. Payroll/Personnel services to USDA/Non-USDA agencies 2. Applications support to Office of Personnel Management. 3. Record keeper/other services to support the Thrift Savings Plan 4. Support services for USDA accounting applications 5. PKI licenses/support	Beginning in FY 2005, services provided by NFC will be negotiated between NFC and serviced agencies. The nature, volume, and cost of services will serve as the basis for Memoranda of Understanding between the parties
National Finance Center Government Employee Services	Provides: 1. Payroll/Personnel services to USDA/Non-USDA agencies 2. Applications support to Office of Personnel Management 3. Record keeper/other services to support the Thrift Savings Plan 4. Support services for USDA accounting applications 5. PKI licenses/support	Beginning in FY 2005, services provided by NFC will be negotiated between NFC and serviced agencies. The nature, volume, and cost of services will serve as the basis for Memoranda of Understanding between the parties.
Financial Systems	Operates/maintains the following systems: 1. Foundation Financial Information System (FFIS - core accounting) 2. Real property 3. Corporate integrated administrative payments 4. Other systems as necessary to support program agency missions and fulfill USDA's fiduciary responsibilities to taxpayers	Financial/Adm. Pmts: Costs recovered based on agency share of FFIS workload (measured in general journal records) Real Property: Costs recovered based on agency shares of USDA-owned and GSA/commercially-leased property
Comptroller Operations Services	Provides: 1. Core accounting/reporting services 2. Agency-specific services 3. Operates a corporate controller organization that integrates accountability and systems across USDA	Agencies are billed 1/12-per-month their estimated annual charges
Internal Control Support Services		
A-123 Support Services		
Lean Six Sigma Grants Process Services		
Competitive Sourcing	Provides Department-level coordination/guidance to agency efforts to comply with competitive sourcing/OMB Circular A-76 requirements	Costs are recovered from customers on the basis of their respective number of positions each customer agency has in the 2002 FAIR Act inventory.
Broadcast Media and Technology Center	The Broadcast Media and Technology Center (BMTc) provides a wide array of video production and teleconferencing (both audio and video) services.	Agency shares (in pct.) are based on the most recently completed fiscal year billings for services. Actual costs reflect use of the service and are based on hourly rates for services purchased.

WCF ACTIVITIES		
Cost Recovery Methodologies		
Activity	Description	Cost Distribution
Creative Services Center (formerly VCC)	The Visual Communication Center offers a variety of graphic production and exhibit and visitor center planning/fabrication/development services; the Center also provides web page graphic design services.	Agency shares (in pct.) are based on the most recently completed fiscal year billings for services. Actual agency costs are based on needed labor hours, contractual costs, and or direct materials needed for the delivery of a product to the requesting agency.
NITC – IT Services	Provide mainframe computer operations and application development and support services to support agency programs. NITC also provide IT consulting services and training, and support the data warehouse support to FFIS.	Agency percentages are based estimates of services to be provided to users during the current fiscal year. Actual costs are based on the cost of services provided to requesting agencies under terms of interagency agreements.
National Telecom Services	Provide centralized telecommunications support services nationwide for the USDA; manages and provide internet access to USDA agencies and data connections between agencies (USDA Intranet); assists agencies in using telecommunication services in a cost-effective manner.	Agencies shares (in percentage) are based on prior year agencies utilization of voice and data telecommunication services. Actual costs for technical and data services are recovered via distribution through the WCF.
Telecom Customer Services Center (TSCS)	Manages and maintains the USDA’s voice telephone services in the WMA that serves as the single point of contact for all local requests for telephone services and purchases; manages and administers the nationwide Voice Mail System; provides maintenance services for telephone equipment in the WMA and voice mail services.	Agency shares (in pct.) are based on the number of telephone lines in the WMA and the number of voice mailboxes on the primary node.
Network Services	Provides technical/operational assistance on data networking telecommunications systems; designs, installs, operates, and manages shared services provided on Departmental networks and platforms; participates in the design, engineering, and operations management of the Enterprise Network.	Agency shares (in pct.) are based on FY 2003 FTE for the USDA facilities serviced by the Departmental LAN and e-mail usage.
Computer Services Network Support	Provide LAN, Desktop, Application, and Web development support and maintenance to the Office of the Secretary (OSEC).	Basic services for OSEC are paid by Office of Chief Information Officer (appropriate). The cost for the support services to Under and Assistant Secretaries are distributed among agencies based on estimates fiscal year nationwide FTEs.
Enterprise Shared Services		

WCF ACTIVITIES		
Cost Recovery Methodologies		
Activity	Description	Cost Distribution
Central Supply Stores	Provides required office supplies to the Office of the Secretary and USDA agencies in the Washington metropolitan area; provides nation-wide supply support to the meat and poultry inspectors for the Food Safety Inspection Service.	Agency shares (in pct.) are based on actual use of store services in the most recently completed fiscal year. Actual costs are recovered on the basis of the acquisition cost of supplies procured by agencies, plus an overhead charge.
Central Forms and Pubs – Transport Costs	Provides Acq (Printing), Warehouse, and worldwide distribution of adm forms and pub for all USDA agencies and non-USDA agencies; provides warehouse distribution of agency program and pub for all USDA agencies and for other participating govt agencies;	Based on the most recently completed fiscal year.
Copier Services	Provides centralized copier facilities and equip for employees in Washington DC, bldgs complex and nearby satellite locations (Riverdale Carver Center). A large inventory of pool/convenience copiers is placed within USDA agencies throughout DC area.	Agency shares are based on prior year billings.
Printing and Duplication Services	Provides full service and quick turn around printing for the Office of the Secretary and USDA agencies headquartered in the Washington metropolitan area.	Agency shares are based on prior year billings. Actual costs are based on use of the service at published rates.
Mail Prep and Courier Services	Custom Mailing services to USDA Agencies	0.0399 cents/piece for each piece of mail stuffed. Miscellaneous Servs: flat fee of \$10.00 for courier deliveries in the local metro area; \$0.30/mile for chauffeur serv (plus overtime for drivers)
Departmental Mailing List Systems	Maintains centralized mailing lists for agencies and staff offices and high speed printer service for reports production.	Agency shares are based on prior year billings.
Procurement Systems Operations	Develops, implements, and maintains a suite of corporate acquisition software tools, streamlining processes, and providing procurement support to USDA agencies; develops, implements, and maintains an interface with the USDA corporate financial system.	Cost is distributed based on FY03 actual agency use of the PURCH and PCMS systems. This will continue to be the cost recovery basis until IAS is fully implemented.

WCF ACTIVITIES		
Cost Recovery Methodologies		
Activity	Description	Cost Distribution
Mail Distribution Services	Central Mail: Central processing of incoming, outgoing, and interoffice mail; special handling services for priority items in the DC area. Door-to-Door: Pickup and delivery service of routine and special mailings in the DC downtown bldgs complex.	Central Mail/Door-to-Door: Agency shares are based on mail count samples taken by the Mail Unit.
CFPDC Agency Forms and Pubs Storage	Provides Acq (Printing), Warehouse, and worldwide distribution of admin forms and pub for all USDA agencies and non-USDA agencies; provides warehouse distribution of agency program and pub for all USDA agencies and for other participating govt agencies;	Agency Shares are based on the square footage of space for storage of agency forms at the CFPDC Warehouse.
CFPDC Departmental and Standard Forms	Provides Acq (Printing), Warehouse, and worldwide distribution of adm forms and pub for all USDA agencies and non-USDA agencies; provides warehouse distribution of agency program and pub for all USDA agencies and for other participating govt agencies;	Agency shares are based on costs of requisitions processed for AD and SF forms during the most recently completed fiscal year.
Central Shipping and Receiving	Provides a central facility to ship and receive large items for USDA agencies; maintains facilities in the DC Buildings Complex and at the Beltsville Service Center.	Agency shares are based on the gross weight of shipments received in the most recently completed fiscal year.
Central Excess Property Operations	Provides customer svc and disposition for all excess property for USDA and other fed agencies in Washington Metropolitan area under the concept of a Cooperative Admin Support Program (CASU); provides property rehab svcs in an effort to promote utilization of serviceable excess and rehab property in lieu of purchasing new property.	Excess Property Operations: Agency shares are based on FY 2005 Full-Time Equivalents (FTE) for the Washington DC metropolitan area.
Central Excess Property – Rehab Furniture Services	Provides customer svc and disposition for all excess property for USDA and other fed agencies in Washington Metropolitan area under the concept of a Cooperative Admin Support Program (CASU); provides property rehab svcs in an effort to promote	Rehabilitation Services: Agency shares are based on FY 2002 actual billings for rehabilitated furniture.
Executive Secretariat	Provides referral and correspondence control services to the Department for mail addressed to the Department, the Secretary, and the immediate office of the Secretary.	User percentages are based on a moving average of correspondence processed by the unit.

Greenbook

Central Cost Distribution Programs: USDA agencies pay a share of costs for external programs through “Greenbook” assessments. The Forest Service share is determined in a manner consistent with that for every other agency in the Department. Assessments are broken down into two categories:

- Actual usage – costs are collected for programs such as GSA space, postage, unemployment and workers compensation based on actual costs incurred by individual agencies.
- Outside assessments – costs such as OPM Federal employment, FirstGov, and GSA blue pages are distributed to executive departments for reimbursement; the Department has no discretion as to the cost of the program.

Departmental Reimbursable Programs: These costs provide funding for Department-wide initiatives authorized by the Office of the Secretary. Costs for these programs cannot be recovered on a usage basis and are generally distributed using an FTE methodology.

FY 2009 – FY 2011 Forest Service Greenbook Costs

	FY 2009 Actual	*FY 2010 Estimate	**FY 2011 Request
Central Cost Distribution Programs			
GSA Space - Agency	36,225,858	34,169,616	34,647,991
DHS GSA Building Security - Agency	2,869,686	2,766,179	2,804,906
U.S. Postal Service Mail	298,100	298,100	302,273
Unemployment Compensation	31,211,000	31,211,000	31,647,954
Workers Compensation	28,745,932	28,745,932	29,148,375
National Archives Records System	431,207	370,701	375,891
Flexible Spending Accounts FSAFEDS	523,676	549,780	557,477
OPM Federal Empl. Services and Admin Law Judges	172,727	172,727	175,145
Government-wide Council Activities	178,283	178,283	180,779
Total, Central Cost Programs	100,656,469	98,462,318	99,840,791
Departmental Reimbursable Programs			
USDA Tribal Liaison	23,369	23,369	23,696
Faith-Based Initiatives & Neighborhood Partnerships	91,444	130,789	132,620
Advisory Committee Liaison Services	42,456	65,235	66,148
Hispanic Serving Institutions National Program (formerly HACU)	488,375	630,923	639,756
1890 USDA Initiative	721,297	791,133	802,209
USDA 1994 Program (formerly AIHEC)	196,434	221,287	224,385
Diversity Council	173,742	167,244	169,585
Visitors Center	200,837	175,878	178,340
Honor Awards	27,094	25,582	25,940
Target Center	313,955	302,830	307,070
Drug Testing Program	66,300	66,300	67,228
Sign Language Interpreter Services	78,235	75,468	76,565
Sign Language Interpreter Services – Agency Specific	51,178	51,178	51,894
Emergency Operations Center	746,787	768,109	778,863
Labor and Employee Relations Case Tracking and Reporting Sys	24,385	24,385	24,726
Continuity of Operations Planning	616,396	594,469	602,792
Personnel and Document Security	167,510	170,356	172,741
Federal Bio-based Products Preferred Procurement Program	118,538	114,161	115,759
Radiation Safety	97,337	99,437	100,829
Self Service Dashboard and Retirement Processor Web App.	114,474	108,085	109,598
Preauthorized Funding	880,565	831,435	843,065
Financial Management Improvement Initiative	1,720,370	1,720,370	1,744,455
E-Gov Presidential Initiatives	4,018,080	3,108,695	3,152,217
E-Gov Presidential Initiatives HSPD12	4,329,334	3,671,700	3,723,104

	FY 2009	*FY 2010	**FY 2011
E-Gov Presidential Initiatives - Content Mgt	516,111	489,901	496,760
E-Gov Enablers Cyber Security	548,110	548,110	555,784
Enterprise Network Messaging	1,836,905	1,836,905	1,862,622
USDA Enterprise Contingency Planning Program (formerly LDRPS)	302,785	302,785	307,024
USDA IT Infrastructure Security	1,032,222	1,032,222	1,046,673
FEMA Emergency Preparedness	78,883	78,883	79,987
Consolidated Federal Funds Report	38,977	38,977	39,523
GSA HSPD 12 Lincpass	619,869	619,869	628,547
Transit Subsidy	1,147,169	1,147,169	1,163,229
Total, Reimbursable Programs	21,429,523	20,033,239	20,313,734
TOTAL GREENBOOK	122,085,992	118,495,557	120,154,525

Table Notes

* FY 2010 Figures reflect a combination of estimates received to date, and estimates based on FY2009 actual costs.

**FY 2011 Request is an estimate based upon the non-pay inflation increase of 1.4 percent over FY 2010 levels.

GREENBOOK ACTIVITIES		
Central Cost Distribution Programs		
Activity	Description	Cost Distribution
General Service Administration (GSA) Space – Agency	Provides for the payment of rental to GSA for agency space, which is paid from agency funds.	User percentages are based on occupied agency space which is not covered by the Departmental SLUC Appropriation.
DHS GSA Building Security - Agency	Provides for the payment of security to DHS for non-appropriated funded agency security, which is paid from agency funds.	User Cost Estimates are based on security not covered in the central (Departmental) appropriation for security.
U.S. Postal Service Mail	Provides reimbursement to the U.S. Postal Service (USPS) for mailing services provided to USDA agencies.	User percentages are based on prior year usage. Adjustments are made prior to the end of the fiscal year, based on direct accountability, i.e., metered costs, sampling and anticipated increases in postal rates.
Unemployment Compensation	Provides reimbursement to the Department of Labor (DOL) unemployment trust fund for payment made to unemployed former USDA employees.	User percentages are based on reconciled agency charges for the previous fiscal year.
Worker’s Compensation Program	Provides reimbursement to DOL unemployment trust fund for payment made to unemployed former USDA employees.	Distribution is based on reconciled agency cases and dollars.
Transit Subsidy	In accordance with Executive Order 13150, USDA is providing all qualifying employees nationwide a direct transit subsidy in order to reduce Federal employees contribution to traffic congestion and air pollution and to expand their commuting alternative.	Distribution is based on each agency’s percentage of the actual costs for each quarter.
National Archives Records System	Effective in FY 2001, the National Archives became a fee-for-service records center. Each agency is assessed for costs associated with records in storage plus an additional amount for those Departmental staff offices that store agency records as a part of their function.	Distribution is based on each agency’s volume of records stored, plus a percentage of Department-wide records stored based on nationwide FTEs.
OPM Federal Employment and Administrative Law Judges Service	This program reimburses OPM for Federal Employment Services and information provided to USDA Agencies.	Distribution is based on FY 2003 nation-wide FTEs of each agency.
Government-wide Council Activities	Reimburses GSA for projects of the Chief Financial Officers Council, Chief Information Officers Council, and Procurement Executive Council.	Distribution is based on current fiscal year nationwide FTE ceiling employment in each agency.

USDA Tribal Liaison	Program provides for travel for the national program director, support for an intern or other personnel, and other related programs. An update of the guide to USDA Programs for Native Americans was completed in 2005. Started in 2004.	Distribution is based on current fiscal year nationwide FTE employment ceilings for each USDA agency.
Faith Based Initiatives and Neighborhood Partnerships	Provides for Department level oversight of the USDA implementation efforts in this area and to support the White House Office of Faith-Based and Community Initiatives regional outreach conferences.	Distribution is based on current fiscal year nationwide FTE employment ceilings for each USDA agency.
Advisory Committee Liaison Services	The immediate Office of the Secretary provides guidance and direction to USDA agencies on Advisory Committees and Boards. Costs to support this function and screening/selection of members are reimbursed from agencies to the Office of the Secretary.	Costs are distributed on the basis of the number of advisory committees in each agency.
Hispanic Serving Institutions National Program	A program to foster educational excellence in the Hispanic community and to promote Hispanic participation in fulfilling the USDA mission.	Distribution is based on current fiscal year nationwide FTE ceiling employment in each agency.
1890 USDA Initiative	Supports White House initiatives on Historically Black Colleges and Universities and USDA 1890 institutions (Land Grant colleges and universities). USDA maintains an agricultural liaison office at each of the 17 1890 campuses, including Tuskegee University.	Distribution is based on current fiscal year nationwide FTE employment ceilings for each USDA agency.
USDA 1994 Program	Promotes, fosters, and encourages implementing programs for improving post-secondary and higher education opportunities for America Indians, and establishing information centers for post-secondary and higher education institutions.	Distribution is based on current fiscal year nationwide FTE ceiling employment in each agency.
Diversity Council	This program supports the following: Hispanic Advisory Council, Secretary's Advisory Council on Employees with Disabilities, Asian-Americans and Pacific Islanders Group, Native Americans Group, Womens Group, Gays and Lesbians Group. These groups provide the Secretary with ongoing advice on matters that affect their respective communities.	Distribution is based on the current years nationwide FTE employment ceilings for each USDA agency.
Visitors Center	The Visitors Center is a showcase for USDA programs and initiatives.	Distribution is based on current fiscal year nationwide FTE employment in each agency.

Honor Awards	This program is designed to recognize significant accomplishments of USDA employees through the Departments highest honor awards program.	Distribution is based on the current year's nationwide FTE employment ceilings for each USDA agency.
Target Center	Supports the Departments workforce diversity and Federal Workforce 2001 policies; provides information on technologies to ensure equal access to electronic technologies and automated systems essential to today's jobs for people with visual, hearing, speech, mobility, or dexterity impairments.	Distribution is based on current fiscal year nationwide FTE employment ceilings for each USDA agency.
Drug Testing Program	This program is mandated by Executive Order 12564 and PL 102-143. Its purpose is to help ensure a drug free work place with programs such as: random, reasonable suspicion, post accident, volunteer and applicant testing.	Distribution is based on each agencies percentage of the actual costs and a minimum charge of \$50 for all other agencies.
Sign Language Interpreter Services	Provides interpretive services for Departmental programs and USDA agencies.	Distribution is based on current fiscal year nationwide FTE employment ceilings for each USDA agency. Agency-specific services will be billed directly to serviced agencies.
Emergency Operations Center	Provides highly trained and secure emergency operations capability on a 24/7 basis. As the entry point for Homeland Security and emergency disaster response information received by the Dept, the Center operates newly developed or enhanced critical communications and coordination systems.	Distribution is based on current fiscal year nationwide FTE employment in each agency.
Labor and Employee Relations Case Tracking and Reporting Systems	Labor and Employee Relations Case Tracking and Reporting System (LERACTRS) is the Departments enterprise web-based tracking system for employee and labor relations cases occurring within USDA.	Distribution is based on current fiscal year nationwide FTE ceiling employment in each agency.
Continuity of Operations Planning	The Continuity of Operations Planning Division within the Office of Procurement and Property Management, Departmental Administration, is responsible for ensuring USDA complies with the requirements of Executive Order 12656.	Distribution is based on current fiscal year nationwide FTE ceiling employment in each agency.
Personnel and Document Security	Responsible for ensuring the proper protection of classified national security information through the adjudicative process of personnel clearances; proper handling, storage and transmission of classified information.	Distribution is based on current fiscal year nationwide FTE ceiling employment in each agency.

Federal Biobased Products Preferred Procurement Program	This program was initiated to increase the awareness and understanding of bio-based products: how we can use them within USDA; how they can be used by clients/customers across the country. Projects included increased marketing, developing a website and establishing a resource center open to federal agencies as well as the public.	Distribution is based on current fiscal year nationwide FTE ceiling employment in each agency.
Radiation Safety	The Radiation Safety is responsible for administering the USDA radiation safety program including ensuring compliance with the licenses issued by the Nuclear Regulatory Commission (NRC) for use of radioactive materials in research and other programs. Six agencies use radioactive materials that require radiation safety overnight.	Distribution is based on usage of radioactive materials by agency personnel.
Self Service Dashboard and Retirement Processor Web Applications	This reimbursable program is a secure Department-wide web based system, which among other functions, captures service history, deposit/redeposit information, etc. FRB enables employees to fill out the appropriate forms online. It enables HR offices to calculate annuity estimates on demand.	Distribution is based on current fiscal year nationwide FTE ceiling employment in each agency.
Pre-authorized Funding	This program provides a funding mechanism for reimbursable activities with costs less than or equal to \$100,000 involving other Federal departments and USDA.	Distribution is based on the current year nationwide FTE employment ceilings for each USDA agency.
E-Gov Presidential Initiatives	To Improve IT planning through the expansion of electronic government to deliver significant productivity and performance gains across all federal departments.	Distribution is based on 50% of agency full-time equivalents (FTEs) and 50% of the agency IT development, modernization, and enhancement (DME) spending.
E-Gov Presidential Initiatives HSPD12	Mandates the establishment of a new standard for credentialing federal government employees and contractors	Distribution is based on 100% of agency full-time equivalents (FTEs). In FY 2006 the cost Distribution was based on a 50/50 blend of nationwide FTEs and Agency Development, Modernization and Enhancement It investment budgets submitted as part of the Exhibit 53 submission to OCIO.
E-Gov Presidential Initiatives – Content Mgt	Content Management Services comprise a suite of three related modules that utilize and rely upon the core components of USDAs corporate document management infrastructure, Stellent, Oracle, and WebSphere. The Content Analysis Module (CAM) is designed to analyze and display content such as public comments regarding an issue or proposal.	Distribution is based on 50% of agency full-time equivalents (FTEs) and 50% of the agency IT development, modernization, and enhancement (DME) spending.

E-Gov Enablers Cyber Security		
USDA Enterprise Contingency Planning Program (formerly LSDRPS)	A tool used to compile Continuity of Operations (COOP) Plans, IT Contingency Plans, and Facilities Contingency Plans relating to recovery of vital business functions in the event of an incident or disaster	Distribution is based on services provided to business owners and supporting IT systems
USDA IT Infrastructure Security		

Wood Education and Resource Center

	FY 2009 Allocation	FY 2010 Allocation	FY 2011 President's Budget
Wood Education and Resource Center (WERC)	\$2,673,000	\$1,960,000	\$960,000

FY 2011 Program Changes

The FY 2011 budget request includes \$960,000 for the Wood Education and Resource Center (WERC), the same as the FY 2010 request. This is a decrease of \$1.0 million from the actual 2010 funded amount. Funds will provide priority services and support to the eastern hardwood forest region, particularly the wood industry. At this level of funding, WERC anticipates that no new competitive grants will be issued. Salaries for support activities will be approximately \$730,000, leaving \$230,000 for operating and other expenses. WERC staff will conduct existing grant monitoring and provide technical assistance, training, and information transfer.

In FY 2011, WERC will host or sponsor workshops and training to owners and managers of wood products businesses. In addition, WERC will provide technical assistance to the lessee of the WERC mill and shop in order to maintain a successful business operation that more fully utilizes the facilities and enhances employment opportunities to local residents.

The Forest Service (FS) will provide technical expertise to industry, States, and other partners on wood processing, utilization of damaged timber, green building, and woody biomass, and will continue implementation of a woody biomass strategy.

Long-Term Fuel Supply Agreements for Wood Energy Facilities.

The difficulty of purchasing long-term supplies of woody biomass at stable prices has been a major barrier to expanding the use of wood for energy. With input from biomass suppliers and users, and funding from WERC, the Empire State Forest Products Association in Albany, NY developed two business models that may help overcome the greatest obstacles: availability of financing and fluctuating prices for diesel fuel. Details are included in the following report:
<http://spfnic.fs.fed.us/werc/finalrpts/07-DG-105.pdf>

FY 2009 Accomplishments

In FY 2009, WERC awarded a total of \$1.4 million to grant applicants for 20 projects. Many projects focused on maintaining or expanding the economic competitiveness and sustainability of wood products manufacturing businesses, ultimately leading to job creation as well as improved forest health and stewardship. Through the lease of the facilities, WERC generated approximately 20 private-sector wood industry jobs. WERC conducted six wood industry workshops on-site and sponsored more than 25 workshops and training sessions at remote locations or on the web. These projects have resulted in a more productive and sustainable wood products industry in the Eastern U.S.

Program Description

Program Overview

WERC was started in 1999 when legislation was enacted directing the FS to assume ownership of the former Robert C. Byrd Hardwood Technology Center (RCBHTC) in Princeton, West Virginia. Under FS ownership and management, WERC focuses on primary and secondary wood processing, and woody

biomass utilization using multidisciplinary approaches within the 35 States of the eastern hardwood region. WERC projects focus on international and domestic hardwood industry competitiveness issues; technology and information transfer; increasing communication, cooperation, and collaborative problem solving within the forest products industry; woody biomass utilization for energy; and green building issues and carbon storage in wood products.

WERC programs help maintain and improve wood industry productivity and competitiveness in a sustainable manner. Viable wood products markets enable sustainable forest management on private, State, and Federal lands. *WERC staff includes a Biomass Coordinator position to provide woody biomass to energy leadership across the S&PF Northeastern Area.*

Allocation and Partnerships

WERC accomplishes its mission through several venues including:

- An annual competitive grants program;
- Workshops and training held at WERC, on the web, and at other remote locations;
- A web-site clearing house for information;
- Biomass energy technical support through energy engineer consultants conducting prefeasibility evaluations of facilities considering conversion to woody biomass for heat and power; and
- Regional operations in a cluster model at the Princeton WERC (research, technical transfer, and private industry partnerships on-site).

Training programs focus on industry competitiveness, survivability, and sustainability issues. This focused effort will assist the wood industry in facing today's critical challenges.

The annual grant program uses five criteria:

1. *Supporting economic competitiveness of the hardwood industries*
2. *Delivery of information and technology to wood products businesses*
3. *Advancing the development of technology and markets to address urgent issues*
4. *Green building and carbon storage issues*
5. *Increasing the sustainable use of woody biomass.*

WERC maintains and fosters partnerships with organizations, universities, non-profits, and for-profit organizations. WERC has invested \$9.0 million in 144 projects in 26 states since 2005, in cooperation with the wood and forest industries.

Heat Sterilization of Ash Firewood for Thermal Eradication of Emerald Ash Borer

Due to the potential risk associated with moving emerald ash borer (EAB) infested firewood, interstate movement of all hardwood firewood is currently restricted. Communities and firewood producers are now faced with decisions on how to treat their firewood for interstate commerce. WERC partnered with the University of Minnesota to evaluate different heat treatment options that may be suitable for the needs of various firewood operations and to develop heat-treating schedules and heating-time tables that will help communities and firewood producers to plan and execute effective heat treating operations. Project details are included in the following report:
<http://spfnic.fs.fed.us/werc/finalrpts/07-DG-114.pdf>.

Working Capital Fund - Forest Service

Program Description

The Working Capital Fund (WCF) provides orderly and efficient supply and equipment service in support of Forest Service programs. The Department of Agriculture Organic Act of August 3, 1956, as amended by the Act of October 23, 1962 (15 U.S.C. 579b), established the WCF. WCF is a self-sustaining revolving fund that provides services to national forests, research stations, other Federal agencies, and, as provided by law, to State and private cooperators.

The WCF requires no cash appropriation. Initially, regular Forest Service appropriations purchased assets and donated the assets to WCF. WCF rates are determined so that WCF recovers operating and replacement costs. WCF provides the following services:

- Equipment Leasing Services, which owns and rents vehicles and aircraft;
- Nursery Service, which consists of tree and grass seeds and other nursery seedlings;
- Enterprise Services, which are reinvention teams accomplishing projects that improve customer service and reduce costs.

The table below displays the volume of business for major WCF activities:

Volume of Business for Major WCF Activities

(dollars in thousands)

	<u>FY 2009</u> <u>Actual</u>	<u>FY 2010</u> <u>Planned</u>	<u>FY 2011</u> <u>Estimated</u>
Equipment - Fleet	\$155,121	\$160,000	\$165,000
Equipment - Aircraft	\$7,089	\$8,000	\$9,000
Nursery	\$10,097	\$10,500	\$11,000
Enterprise Services	\$43,100	\$45,200	\$47,500
Total	\$215,407	\$223,700	\$232,500

Working Capital Fund – Forest Service Fleet Management

Program Description

The Forest Service uses the Working Capital Fund (WCF) to procure motor vehicles and other fleet equipment in support of Forest Service programs. The WCF does not receive direct appropriations, but receives its authority through payment for services from appropriated accounts. Forest Service appropriations purchase assets and then donate the assets to WCF. WCF rates are determined so that WCF recovers operating and replacement costs. WCF supports Equipment Leasing Services, an entity that owns and rents vehicles and other fleet equipment.

Program Priorities

In FY 2007, a fleet feasibility study recommended increasing the percentage of agency-owned fleet. As a result, the Forest Service currently owns approximately 90 percent of the fleet equipment, and rents about 10 percent from the General Services Administration and commercial vendors. The goal of the agency is to retain and operate a total number of vehicles which is the most cost effective and fuel efficient mix that will meet the needs of the agency. The result is that WCF expenditures will remain fairly constant over time, as the majority of fleet reductions will occur through the reduction of leased vehicles (which are not part of WCF).

Vehicle Allocation Methodology and Procurement Practices

As part of the annual vehicle replacement process, the Forest Service units conduct assessments of fleet operations that analyze vehicle effectiveness, cost-to-serve, life cycle cost, vehicle pooling, and operating costs. The objective when ordering new vehicles is to purchase the most efficient and most cost effective vehicle to meet the needs of the Forest Service unit. Alternative fuel vehicles (AFV) are chosen when available, often times the limiting factor is the availability of alternative fuel in the geographic area. On-going fleet needs are determined by the Forest Service managers based on transportation and equipment needs to achieve their goals within the allotted budget.

Utilizing national guidelines, the regional and station fleet specialists identify vehicles eligible for replacement. The final decision to procure a replacement vehicle is made at the regional and station level. When a fleet addition or upgrade is required, a formal review and approval procedure is followed and documented.

Program Oversight

To assure that the fleet program provides safe, efficient, and environmentally sound fleet equipment, and to ensure the safe, economical, and legal acquisition, operation, maintenance, and disposal of that equipment, the Forest Service uses a combination of the following:

1. **Financial incentives:** Forest Service organizations, programs, and projects pay monthly rates on all WCF equipment assigned to them. This payment structure encourages dropping non-essential vehicles. Dropped vehicles are reassigned to units in need, and receipts go to the WCF account.

2. Business practices: Standard business practices require national and regional review. These include the physical property inventory, the annual assessments of fleet needs for scheduling replacements and holdovers, and the annual review and recalculation of monthly rates. The Forest Service recently implemented a formalized review and approval procedure for all fleet additions and up-grades.
3. Monitoring: Typically, a region reviews fleet management activities on two to four national forests each year, and the national office reviews one to two regions.

Management regularly adjusts the fleet size, mix, and assignment throughout the year. This helps ensure an optimal fleet and helps to keep the fleet safe, effective, cost efficient, and in line with legal requirements.

Forest Service Budget Authorities

Public Law Citation	USC reference	Title of the Act or Affected Programs	Summary of Authority	Programs Affected
<u>Expires</u>				
P.L. 111-11, Title III		Omnibus Public Land Management Act of 2009	Authorizes the Collaborative Forest Landscape Restoration Fund, establishing a Treasury fund to be used to pay up to 50 percent of the cost of carrying out and monitoring ecological restoration treatments on National Forest System land. \$40,000,000 for each of fiscal years 2009 through 2019, to remain available until expended.	
<u>9/30/2019</u>				
P.L. 110-246	16 USC 2009	Soil and Water Resources Conservation Act of 1977	This Act authorizes cooperation in soil and water resource appraisal and conservation. The provisions of this Act terminate on December 31, 2018 (16 U.S.C. 2009).	All
<u>12/31/2018</u>				
P.L. 108-447	16 USC 6806 and 6807	Federal Lands Recreation Enhancement Act	This Act established a new account for Recreation Fee Demonstration program as a pilot project allowing Federal agencies to increase admission and user fees at Federal recreation areas and to retain the increased fees for use at the project level. The authority to collect fees under this section ends on September 30, 2004. The Act established new accounts, Timber Sale Pipeline Restoration Funds, for the Departments of the Interior and Agriculture for deposit of a portion of receipts from certain timber sales to be used for preparation of additional timber sales which are not funded by annual appropriations, and for the backlog of recreation projects. The termination date is to be determined by the Secretaries under provisions of the Act.	NFS
<u>12/31/2014</u>				

Public Law Citation	USC reference	Title of the Act or Affected Programs	Summary of Authority	Programs Affected
P.L. 109-54, P.L. 111-88		Private Schooling, Puerto Rico	Funds available to the Forest Service may be used for the purpose of expenses associated with primary and secondary schooling for dependents of agency personnel stationed in Puerto Rico at a cost not in excess of those authorized for the Department of Defense for the same area, at the discretion of the Chief of the Forest Service	All
<u>9/30/2014</u>				
P.L. 106-113	16 U.S.C. 528	Forest Botanical Products	The pilot program law (PL 108-108, Section 335 (16 U.S.C. 528 Note)) provides a mechanism to fund the environmental analyses and administrative tasks necessary to implement it. Generally, the law requires the agency to charge and collect a fee covering at least a portion of the fair market value for the harvest of forest botanical products and a portion of the costs the agency incurs in administering the program. The fees collected may also be used to pay for the costs of conducting inventories of forest botanical products, determining sustainable levels of harvest, monitoring and assessing the impacts of harvest levels and methods, conducting restoration activities, including any necessary vegetation.	
<u>9/30/2014</u>				
P.L. 106-291, P.L. 108-447		Colorado Good Neighbor Act	The Colorado Good Neighbor Act authority (CGNA) allows for the Secretary of Agriculture, via cooperative agreement or contract, to permit the Colorado State Forest Service to perform watershed restoration and protection services on National Forest System lands in the State of Colorado when similar and complementary watershed restoration and protection services are being performed by the State Forest Service on adjacent State or private lands. The types of services include treatment of insect infected trees, reduction of hazardous fuels, and other activities to restore or improve watersheds or fish and wildlife habitat across ownership boundaries.	
<u>9/30/2013</u>				

Public Law Citation	USC reference	Title of the Act or Affected Programs	Summary of Authority	Programs Affected
<u>Expires</u>	16 USC 2104	Stewardship Projects	Section 2104 as revised February 28, 2003, to reflect Section 323 of House Joint Resolution 2 (Pub. L. 108-7) as enrolled, the Consolidated Appropriations Resolution, grants the Forest Service authority until September 30, 2013, to enter into stewardship projects with private persons or public or private entities, by contract or by agreement, to perform services to achieve land management goals for the national forests or public lands that meet local and rural community needs.	
<u>9/30/2013</u>				
P.L. 110-246		Food, Conservation, and Energy Act of 2008	<p>(Title VIII)</p> <p>a. Authorize support (including cooperation, and financial and technical assistance without reimbursement) for international forestry and related natural resource activities outside the United States and its territories and possessions with a focus on those countries that could have a substantial impact on emissions of greenhouse gases related to global warming.</p> <p>b. Authorize support of the Tropical Forestry Action Plan and activities specifically addressing tropical deforestation and degradation.</p> <p>c. Authorize the Institutes of Tropical Forestry in Puerto Rico and in the Pacific Islands.</p> <p>d. Authorizes appropriations for Office of International Forestry through 2012</p>	International Forestry
<u>12/31/2012</u>				

Public Law Citation	USC reference	Title of the Act or Affected Programs	Summary of Authority	Programs Affected
<p><u>Expires</u> P.L. 110-161, Sec 434</p>		<p>Herger-Feinstein Quincy Library Group Forestry Recovery Act</p>	<p>The agreement by a coalition of representatives of fisheries, timber, environmental, county government, citizen groups, and local communities that formed in northern California to develop a resource management program that promotes ecologic and economic health for certain Federal lands and communities in the Sierra Nevada area. Such proposal includes the map entitled "QUINCY LIBRARY GROUP Community Stability Proposal. Pilot project and purpose.--The Secretary of Agriculture acting through the Forest Service and after completion of an environmental impact, shall conduct a pilot project on the Federal lands described in paragraph to implement and demonstrate the effectiveness of the resource management activities described in subsection and the other requirements of this section, as recommended in the Quincy Library Group-Community Stability Proposal. The Secretary shall conduct the pilot project on the Federal lands within Plumas National Forest, Lassen National Forest, and the Sierraville Ranger District of Tahoe National Forest in the State of California designated as "Available for Group Selection" on the map entitled "QUINCY LIBRARY GROUP Community Stability Proposal", dated October 12, 1993 (in this section referred to as the "pilot project area"). Such map shall be on file and available for inspection in the appropriate offices of the Forest Service.</p>	
<p><u>9/30/2012</u></p>				

Public Law Citation	USC reference	Title of the Act or Affected Programs	Summary of Authority	Programs Affected
P.L. 110-246		Food, Conservation, and Energy Act of 2008	<p>Title VIII (Forestry) Subtitle A, Amendments to the Cooperative Forestry Assistance Act of 1978</p> <p>a.) Long-term State-Wide Assessments and Strategies for Forest Resources (Section 8002) – requires states to conduct assessments for their state forest resources in order to receive funds through the Cooperative Forestry Assistance Act of 1978 (CFAA). Authorizes appropriations up to \$10,000,000 for each fiscal year 2008 through 2012. In addition, authorizes the Secretary to use other funds available for planning under the CFAA, for a combined total not to exceed 10,000,000 in any fiscal year.</p> <p>b) Community Forest and Open Space Conservation Program (Section 8002) – establishes a program to provide federal matching grants to help local government, tribes, or NGOs acquire private forests that are threatened by conversion to non-forest uses. Properties acquired are working forests open to public access. Authorizes appropriations of such sums as necessary.</p> <p>c) Competition in Programs under CFAA (Section 8007) – Allows for a portion of CFAA funds, determined by the Secretary, to be competitively allocated to State Forestry agencies. No new authorization of appropriations.</p> <p>d) Cooperative Forestry Innovation Partnership Projects (Section 8008) – Allows the Secretary to competitively allocate up to 5% of CFAA funds for innovative education, outreach, or technology transfer projects. Funds would be available to States, Tribes, local governments, land-grant, or private entities with a 50% cost share. No new authorization of appropriations.</p> <p>Title XIV (Energy)</p> <p>e) Community Wood Energy (Section 9013) – establishes a grant program for state and local communities to plan, develop, and acquire community wood energy systems. Authorizes appropriations of up to \$5 million/FY.</p> <p>Title X (Horticulture and Organic Agriculture)</p> <p>f) Pest and Disease Revolving Loan Fund (Section 10205) – establishes a revolving loan fund to provide low interest loans to local governments to finance purchases of authorized equipment to monitor, remove, dispose of, and replace infested trees. Authorizes appropriations of such sums as are necessary.</p>	S&PF
<u>9/30/2012</u>				

Public Law Citation	USC reference	Title of the Act or Affected Programs	Summary of Authority	Programs Affected
<u>Expires</u>				
P.L. 108-447, P.L. 111-88		Transfer of funds to BLM for Wild Horse and Burro and Cadastral surveys	Authorization to transfer up to \$10,000,000 from the National Forest Systems appropriation to BLM for removal, preparation, and adoption of excess wild horses and burros from NFS lands, and for cadastral surveys to designate the boundaries of such lands.	NFS
<u>9/30/2012</u>				
P.L. 110-161		Shasta Trinity Marina Permit Fee Collection	A permit fee collected during fiscal year 2007 by the Secretary of Agriculture under the Act of March 4, 1915 (16 U.S.C. 497) for a marina on the Shasta-Trinity National Forest shall be deposited in a special account in the Treasury established for the Secretary of Agriculture, and shall remain available to the Secretary of Agriculture until expended, without further appropriation, for purposes stated in section 808(a)(3)(A-D) of title VIII of division J of Public Law 108-447 (16 U.S.C. 6807), and for direct operating or capital costs associated with the issuance of a marina permit.	NFS
<u>9/30/2011</u>				
P.L. 106-393, P.L. 110-343	16 USC 500	Secure Rural Schools and Community Self-Determination Act of 2000	For each of fiscal years 2008 through 2011, the Secretary of Agriculture shall calculate for each eligible State an amount...Election to receive payment must be made by each affected county by August 1, 2009, and August 1 of each second fiscal year thereafter...For 2008 90 percent of, for 2009 81 percent of, for 2010 73 percent of. (See full text for calculation methodology)	
<u>9/30/2011</u>				

Public Law Citation	USC reference	Title of the Act or Affected Programs	Summary of Authority	Programs Affected
<u>Expires</u>				
P.L. 109-54 Sec. 503, P.L. 111-8, Sec. 422		Land and Facilities Conveyance (Realignment)	CONVEYANCES AUTHORIZED.—In the manner provided by this title, the Secretary may convey an administrative site, or an interest in an administrative site, that is under the jurisdiction of the Secretary. The conveyance of an administrative site under this title may be made— (1) by sale; (2) by lease; (3) by exchange; (4) by a combination of sale and exchange; or (5) by such other means as the Secretary considers appropriate	NFS
<u>9/30/2011</u>				
P.L. 106-291, P.L. 109-54, P.L. 111-8 Sec. 418		Service First	The Secretaries of the Interior and Agriculture, subject to annual review of Congress, may establish pilot programs involving the land management agencies referred to in this section to conduct projects, planning, permitting, leasing, contracting and other activities, either jointly or on behalf of one another; may co-locate in Federal offices and facilities leased by an agency of either Department; and promulgate special rules as needed to test the feasibility of issuing unified permits, applications, and leases. The Secretaries of the Interior and Agriculture may make reciprocal delegations of their respective authorities, duties and responsibilities in support of the "Service First" initiative agency-wide to promote customer service and efficiency. Nothing herein shall alter, expand or limit the applicability of any public law or regulation to lands administered by the Bureau of Land Management, National Park Service, Fish and Wildlife Service, or the Forest Service. To facilitate the sharing of resources under the Service First initiative, the Secretaries of the Interior and Agriculture may make transfers of funds and reimbursement of funds on an annual basis, including transfers and reimbursements for multi-year projects, except that this authority may not be used to circumvent requirements and limitations imposed on the use of funds.	All
<u>9/30/2011</u>				

Public Law Citation	USC reference	Title of the Act or Affected Programs	Summary of Authority	Programs Affected
P.L. 108-108, Sec. 325, P.L. 111-88		Grazing Permits	The terms and conditions contained in the expired, transferred, or waived (or renewed prior to 2004) permit or lease shall continue in effect under the renewed permit or lease until such time as the Secretary completes processing of such permit or lease in compliance with all applicable laws and regulations or until the expiration of the renewed permit, whichever comes first. At which time such permit or lease may be canceled, suspended or modified, in whole or in part, to meet the requirements of such applicable laws and regulations.	NFS
<u>9/30/2010</u>				
P.L. 106-291, P.L. 108-447		Utah Good Neighbor Act	A cooperative agreement or contract may authorize the State Forester of the State of Utah to serve as agent for the Forest Service in providing services necessary to facilitate the performance and treatment of insect infested trees, reduction of hazardous fuels, and to restore or improve forest, rangeland, and watershed health including fish and wildlife habitat under subsection. The services to be performed by the State Forester of Utah may be conducted with subcontracts utilizing State of Utah contract procedures. Subsections (d) and (g) of section 14 of the National Forest Management Act of 1976 (16 U.S.C. 472) shall not apply to services performed under a cooperative agreement or contract under subsection.	
<u>9/30/2010</u>				
P.L. 106-248	43 USC 2301	Federal Land Transaction Facilitation Act	This Act authorizes the Bureau of Land Management (BLM) to sell parcels of public land regarded as “in –holdings” to reduce land management costs and fragmentation. This authority expires in the year 2010 at which time any unobligated funds will be added to the existing Land and Water Conservation Fund.	
<u>7/25/2010</u>				

Public Law Citation	USC reference	Title of the Act or Affected Programs	Summary of Authority	Programs Affected
	16 USC 469	Preservation of Historical and Archaeological Data Act of 1974	This Act authorizes use of appropriated funds for the preservation and protection of historical and archaeological resources.	NFS
	16 USC 470	Historic Preservation Act of 1966	This Act authorizes use of appropriated funds for the preservation and protection of historical and archaeological resources.	NFS
	16 USC 472a	National Forest Management Act of 1976	For the purpose of achieving the policies set forth in the Multiple-Use Sustained-Yield Act of 1960 (16 U.S.C. 528-531) and the Forest and Rangeland Renewable Resources Planning Act of 1974 (16 U.S.C. 1600 et seq.), the Secretary of Agriculture, under such rules and regulations as he may prescribe, may sell, at not less than appraised value, trees, portions of trees, or forest products located on National Forest System lands.	NFS

Public Law Citation	USC reference	Title of the Act or Affected Programs	Summary of Authority	Programs Affected
<u>Expires</u>				
	16 USC 1600-1606	Forest and Rangeland Renewable Resources Planning Act of August 17, 1974, as amended	<p>This Act states that the Secretary of Agriculture must shall provide an assessment that includes:</p> <ul style="list-style-type: none"> 1) an analysis of present and anticipated uses, demand for, and supply of the renewable resources, with consideration of the international resource situation, and an emphasis of pertinent supply and demand and price relationship trends; (2) an inventory, based on information developed by the Forest Service and other Federal agencies, of present and potential renewable resources, and an evaluation of opportunities for improving their yield of tangible and intangible goods and services, together with estimates of investment costs and direct and indirect returns to the Federal Government; (3) a description of Forest Service programs and responsibilities in research, cooperative programs and management of the National Forest System, their interrelationships, and the relationship of these programs and responsibilities to public and private activities; (4) a discussion of important policy considerations, laws, regulations, and other factors expected to influence and affect significantly the use, ownership, and management of forest, range, and other associated lands; and (5) an analysis of the potential effects of global climate change on the condition of renewable resources on the forests and rangelands of the United States; and (6) an analysis of the rural and urban forestry opportunities to mitigate the buildup of atmospheric carbon dioxide and reduce the risk of global climate change. 	NFS
	16 USC 551a	Sisk Act of 1971, as amended	<p>This Act authorizes cooperation with States and political subdivisions in enforcement of State and local laws on National Forest System lands, and reimbursement of States and political subdivisions for expenditures incurred in such activities.</p>	NFS, S&PF

Public Law Citation	USC reference	Title of the Act or Affected Programs	Summary of Authority	Programs Affected
<u>Expires</u>				
	16 USC 497 and 497b	Use and Occupancy Permits Act of 1915, as amended, and National Forest Ski Area Permit	The Acts authorize the issuance of permits for use and occupancy of suitable lands within the National Forest System for construction and maintenance of buildings, structures, and other facilities for hotels, resorts, summer homes, stores, industrial or commercial purposes, education or other public use, alpine and nordic skiing operations, and so forth.	NFS
	16 USC 555	Land Acquisition Act of March 3, 1925	Where no suitable Government land is available for national forest headquarters, ranger stations, dwellings, or for other sites required for the effective conduct of the authorized activities of the Forest Service, the Secretary of Agriculture is authorized to purchase such lands out of the appropriation applicable to the purpose for which the land is to be used, and accept donations of land for any national forest or experimental purpose. This authority is limited to \$50,000 per fiscal year.	All
	7 USC 2250a	Department of Agriculture Grants and Powers Act of 1965, as amended	This Act provides that appropriations and funds available to the Department of Agriculture shall be available for expenses in connection with acquiring the right to use land for such purposes under long-term lease or other agreement.	NFS
	7 USC 428a	Department of Agriculture Organic Act of 1956	Section 11 for the Act provides authority for acquisition of land to carry out authorized work if provided for in appropriation acts. See also FSM 5420.11d and FSM 2470.1, paragraph 4.	NFS

Public Law Citation	USC reference	Title of the Act or Affected Programs	Summary of Authority	Programs Affected
<u>Expires</u>				
	16 USC 581j-k	Anderson-Mansfield Reforestation and Revegetation Act of 1949	This Act authorizes appropriations as needed to provide for reasonable continuity of reforestation and vegetation programs.	NFS
	30 USC 601-602	Common Varieties of Mineral Materials Act of 1947, as amended	This Act provides authority to: (a) dispose of mineral material and (b) approve and issue permits to explore and develop oil and gas leases.	NFS

Public Law Citation	USC reference	Title of the Act or Affected Programs	Summary of Authority	Programs Affected
<u>Expires</u>				
	7 USC 110-111	Bankhead-Jones Farm Tenant Act of 1937	<p>Sections 31 and 32 Act authorizes and directs the Secretary of Agriculture to develop a program of land conservation and land utilization, in order thereby to correct maladjustments in land use, and thus assist in controlling soil erosion, reforestation, preserving natural resources, and to cooperate with Federal, State, territorial, and other public agencies in development and implementation of plans. This Act also provides authority to dispose of, or exchange, land acquired for the land utilization and conservation program, including the exchange of National Forest System lands that have Bankhead-Jones Title III status and all Federal lands in National Grasslands. Section 32 also gives the Secretary of Agriculture the authority to make such rules and regulations deemed necessary to regulate the use and occupancy of the property acquired by, or transferred to, the Secretary under or for the purposes of the Bankhead-Jones Act; which includes for example, protection and preservation of the soil and natural resources, and protection of the watersheds of navigable streams. This Act authorizes the transfer of lands acquired under the Act to other Federal, State, or Territorial agencies subject to a public reverter provision.</p>	NFS
	30 USC 185	Pipelines Act of 1920	<p>Rights-of-way through any Federal lands may be granted by the Secretary of the Interior or appropriate agency head for pipeline purposes for the transportation of oil, natural gas, synthetic liquid or gaseous fuels, or any refined product</p>	NFS

Public Law Citation	USC reference	Title of the Act or Affected Programs	Summary of Authority	Programs Affected
				<u>Expires</u>
	23 USC 205	Highways Act of 1958	This Act authorize the acquisition, construction, and maintenance of National Forest System roads and trails; cooperation with States, counties, and other subdivisions; construction of roads by timber purchasers; and election by timber purchasers to have the Forest Service construct the roads.	NFS
	43 USC 1241-1243	Carlson-Foley Act of 1968	This Act authorizes use of noxious plant control funds reimburse States for such activity on Federal land.	NFS, S&PF
	16 USC 472a	National Forest Management Act of 1976	This Act authorize the acquisition, construction, and maintenance of National Forest System roads and trails; cooperation with States, counties, and other subdivisions; construction of roads by timber purchasers; and election by timber purchasers to have the Forest Service construct the roads.	NFS
P.L. 108-494		Commercial Spectrum Enhancement Act, December 2004	Title II of this Act created the Spectrum Relocation Fund (SRF) to provide a centralized and streamlined funding mechanism through which Federal agencies can recover the costs associated with relocating their radio communications systems from certain spectrum bands, which were authorized to be auctioned for commercial purposes.	NFS

Public Law Citation	USC reference	Title of the Act or Affected Programs	Summary of Authority	Programs Affected
				<u>Expires</u>
P.L. 108-148		Healthy Forests Restoration Act of 2003	This Act improves the capacity of the Secretary of Agriculture to conduct hazardous fuels reduction projects on National Forest System lands aimed at protecting communities, watersheds, and certain other at-risk lands from catastrophic wildfire; and also to enhance efforts to protect watersheds and address threats to forest and rangeland health, including catastrophic wildfire	NFS
P.L. 095-495		Boundary Waters Canoe Area Wilderness Act of 1978	Section 18(e) authorizes the construction of dispersed recreation sites and trails outside the Boundary Waters Canoe Area Wilderness.	NFS
	16 USC 1643a	Forest and Rangeland Renewable Resources Research Act of 1978, as amended	Section 3 authorizes the construction and acquisition of research laboratories and facilities and the acquisition of necessary land.	NFS
	16 USC 1241-1251	National Trails System Act of 1968, as amended	Sections 7 and 10 authorize the acquisition, exchange, and donation of land for the National Trails System and for development, management, and volunteer assistance on the system.	NFS

Public Law Citation	USC reference	Title of the Act or Affected Programs	Summary of Authority	Programs Affected
<u>Expires</u>				
	7 USC 2250	Department of Agriculture Organic Act of 1944	Section 703 authorizes the erection, alteration, and repair of buildings and other improvements on Federal land that are necessary to conduct authorized work, provided provision is made in applicable appropriations.	NFS
	16 USC 1608	Forest and Rangeland Renewable Resources Planning Act of 1974, Section 10	This Act authorize the acquisition, construction, and maintenance of National Forest System roads and trails; cooperation with States, counties, and other subdivisions; construction of roads by timber purchasers; and election by timber purchasers to have the Forest Service construct the roads.	NFS
P.L. 095-96		Archaeological Resources Protection Act of 1979	This Act authorizes use of appropriated funds for the preservation and protection of historical and archaeological resources.	NFS
	16 USC 532-538	National Forest Roads and Trails Act of 1964	This Act authorize the acquisition, construction, and maintenance of National Forest System roads and trails; cooperation with States, counties, and other subdivisions; construction of roads by timber purchasers; and election by timber purchasers to have the Forest Service construct the roads.	NFS

Public Law Citation	USC reference	Title of the Act or Affected Programs	Summary of Authority	Programs Affected
				<u>Expires</u>
P.L. 108-148		Healthy Forests Restoration Act of 2003	This Act improves the capacity of the Secretary of Agriculture to conduct hazardous fuels reduction projects on National Forest System lands aimed at protecting communities, watersheds, and certain other at-risk lands from catastrophic wildfire, to enhance efforts to protect watersheds and address threats to forest and rangeland health, including catastrophic wildfire	NFS
	16 USC 698v	Valles Caldera Preservation Act of July 25, 2000	This Act authorizes the Secretary of Agriculture to acquire the Baca Ranch in New Mexico and establish such lands as a unit of the National Forest System to be managed in accordance with the purposes and requirements of this title.	NFS
	43 USC 1716	Federal Land Exchange Facilitation Act of 1988	Section 4 of this Act authorizes appropriations to consider, process, and consummate land exchanges pursuant to the Federal Land Policy and Management Act of 1976 (43 USC 1701)	NFS
P.L. 099-570	16 USC 559b	National Forest System Drug Control Act of 1986	This Act authorizes the Secretary of Agriculture to prevent and control drug abuse in the National Forest System, including using investigative powers beyond the exterior boundaries of National Forest System lands to do so.	NFS, LE&I

Public Law Citation	USC reference	Title of the Act or Affected Programs	Summary of Authority	Programs Affected
				<u>Expires</u>
	16 USC 521	Small tracts Act of January 12, 1983	This Act authorizes the sale, exchange, or interchange of National Forest System lands of forty acres or less and of \$150,000 or less in value.	NFS
	7 USC 2250a	Department of Agriculture Grants and Powers Act of 1965	Section 1 authorizes the erection of buildings and other structures on nonfederal land, with long-term lease and right-to-remove, and authorizes the use of appropriations for expenses necessary to acquire long-term lease.	NFS
	7 USC 2250a	Agriculture Grants and Powers Act of 1965, as amended	Provides authority to erect buildings and other structures on nonfederal land, if a long-term lease on the land is obtained. For this section, long-term lease is defined as the estimated life of or need for the structure. This Act also includes authority to enter into a long-term lease on nonfederal land.	All

Public Law Citation	USC reference	Title of the Act or Affected Programs	Summary of Authority	Programs Affected
<u>Expires</u>	7 USC 1421	Food, Agriculture, Conservation, and Trade Act of 1990	<p>a. Authorizes continuation of the Modern Timber Bridge Initiative on a cost share basis for modern bridge technology transfer projects, conferences, and the construction of bridges.</p> <p>b. Authorizes a grant to a State for the establishment of a Southern Forest Regeneration Center for the study of forest regeneration problems and forest productivity in the south.</p> <p>c. Authorizes establishment of the Semiarid Agroforestry Research, Development, and Demonstration Center at The National Agroforestry Center (also called Forestry Sciences Laboratory) in Lincoln, Nebraska, to:</p> <ol style="list-style-type: none"> (1) Conduct research, investigations, studies, and surveys of agroforestry systems and practices. (2) Collect and disseminate information and promote the use of agroforestry conservation technologies and practices. <p>d. Authorizes establishment of a research and demonstration program for the forests and rangelands of Oregon and Washington east of the Cascades Crest in consultation and cooperation with Federal, State, and local agencies, universities, and the private sector. Establishes an advisory committee to assist in the formulation of implementation plans for the program.</p> <p>e. Authorizes establishment of an International Forest Products Trade Institute to increase the competitive position of forest industries of the northeastern United States as major producers of international forest products.</p> <p>f. Provides authority to:</p> <ol style="list-style-type: none"> (1) Conduct studies on the emissions of methane, nitrous oxide, and hydrocarbons from tropical and temperate forests and the manner in which they may affect global climate change. (2) Establish an Office of International Forestry within the Forest Service. (3) Establish an International Institute of Tropical Forestry and an Institute of Pacific Islands Forestry to conduct research including management and development of tropical forests. (4) Establish biomass energy demonstration projects. (5) Negotiate an interagency cooperative agreement with the Department of Defense to maximize biomass growth. 	International forestry

Public Law Citation	USC reference	Title of the Act or Affected Programs	Summary of Authority	Programs Affected
<u>Expires</u>	16 USC 4501	International Forestry Cooperation Act of 1990, as amended	a. Authorizes support (including cooperation, financial, and technical assistance, without reimbursement) for international forestry and related natural resource activities outside the United States, and its territories, and possessions, with a focus on those countries that could have a substantial impact on emissions of greenhouse gases related to global warming. b. Authorizes support of the Tropical Forestry Action Plan and activities specifically addressing tropical deforestation and degradation. c. Authorizes expansion of the capabilities of the International Institute of Tropical Forestry in Puerto Rico.	International forestry
P. L. 95-307	16 USC 1649	Forest and Rangeland Renewable Resources Research Act of June 30, 1978, as amended	Authorizes establishment of a forestry student grant program for minority and female students	All

Public Law Citation	USC reference	Title of the Act or Affected Programs	Summary of Authority	Programs Affected
<u>Expires</u>				
	16 USC 1600 - 1648	Forest and Rangeland Renewable Resources Research Act of June 30, 1978, as amended	<p>(1) To conduct, support, and cooperate in investigations, tests, and other activities necessary to obtain, analyze, develop, demonstrate, and disseminate scientific information about protecting, managing, and utilizing forest and rangeland renewable resources in rural, suburban, and urban areas.</p> <p>(2) For competitive grants and advance of funds to cooperators and grantees.</p> <p>(3) For research encouraging improved reforestation of cutover lands.</p> <p>b. Authorizes development and implementation of improved methods of survey and analysis of forest inventory information.</p> <p>c. Authorizes research studies and other activities deemed necessary to:</p> <p>(1) Evaluate renewable resource management problems associated with urban-forest interface.</p> <p>(2) Assess effects of changes in federal revenue codes on private forest management and investment.</p> <p>(3) Develop improved delivery systems for information and technical assistance provided to private landowners.</p> <p>d. Authorizes an expanded wood fiber recycling research program.</p>	NFS
	7 USC 3318-3319d	Food and Agriculture Act of 1977	designates the U.S. Department of Agriculture as the lead agency of the Federal government for agricultural research, extension, and teaching. It also removes restrictions on the use of cooperative agreements with universities and permits cost reimbursable agreements with State cooperating institutions without competition.	All

Public Law Citation	USC reference	Title of the Act or Affected Programs	Summary of Authority	Programs Affected
<u>Expires</u>				
P.L. 101-624		Global Climate Change Prevention Act of 1990	(Title XXIV) a. Authorize support (including cooperation, and financial and technical assistance without reimbursement) for international forestry and related natural resource activities outside the United States and its territories and possessions with a focus on those countries that could have a substantial impact on emissions of greenhouse gases related to global warming. b. Authorize support of the Tropical Forestry Action Plan and activities specifically addressing tropical deforestation and degradation. c. Authorize the Institutes of Tropical Forestry in Puerto Rico and in the Pacific Islands. d. Authorizes appropriations for Office of International Forestry through 2012	S&PF, International Forestry
	7 USC 450i	Agriculture Grants and Powers Act of 1965, as amended	Provides authority to make competitive grants to institutions that meet the select criteria in 7 U.S.C. 450i, including special grants and grants for facility renovation and refurbishment, to further the programs of the Department of Agriculture.	All

Public Law Citation	USC reference	Title of the Act or Affected Programs	Summary of Authority	Programs Affected
<u>Expires</u>	7 USC 2276	The 2000 Interior and Related Agencies Appropriations Act (H.R. 3423)	<p>Forest Inventory and Analysis (FIA) Program was added to the existing Food Security Act of 1985 , thus providing a legal basis for protecting the privacy of the data suppliers. These protections take the following form:</p> <p>a. Authorized Disclosure. In the case of information furnished under a provision of law referred to in subsection (d), neither the Secretary of Agriculture, any other officer or employee of the Department of Agriculture or agency thereof, nor any other person may do the following:</p> <p>(1) Use such information for a purpose other than the development or reporting of aggregate data in a manner such that the identity of the person who supplied such information is not discernible and is not material to the intended use of such information; or</p> <p>(2) Disclose such information to the public, unless such information has been transformed into statistical or aggregate form that does not allow the identification of the person who supplied the information.</p> <p>b. Duty of Secretary; immunity from disclosure; necessary consent:</p> <p>(1) In carrying out a provision of law referred to in subsection (d), no department, agency, officer, or employee of the Federal government, other than the Secretary of Agriculture, shall require a person to furnish a copy of statistical information provided to the Department of Agriculture.</p> <p>(2) A copy of such information:</p> <p>(a) Must be immune from mandatory disclosure of any type, including legal process; and</p> <p>(b) Must not, without the consent of such person, be admitted as evidence or used for any purpose in any action, suit, or other judicial or administrative proceeding.</p> <p>c. Violations; penalties. Any person who shall publish, cause to be published, or otherwise publicly release information collected pursuant to a provision of law referred to in subsection (d), in any manner or for any purpose prohibited in section (a), may be fined not more than \$10,000 or imprisoned for not more than 1 year, or both.</p>	Research

Public Law Citation	USC reference	Title of the Act or Affected Programs	Summary of Authority	Programs Affected
<u>Expires</u>				
	7 U.S.C. 390 - 390c	Research Facilities Act of 1963, as amended	This Act authorizes support for agricultural research (including forestry) at eligible institutions through Federal grant funds, on a matching funds basis, to help finance physical facilities and equipment as required for the effective conduct of agricultural research and related academic programs.	Research facilities
	16 U.S.C. 582a 582a-1-582a-7	McIntire-Stennis Act of 1962, as amended	Please see USC link for sections 581a-1 through 581a-8. Authorizes the Secretary of Agriculture to cooperate and assist State colleges and universities in forestry research on a matching funds basis. b. Authorizes the Secretary of Agriculture to make competitive grants to a State agricultural experiment station, college, or university, research institution or organization, Federal agency, private organization, or corporation with the demonstrable capacity to conduct forestry, natural resource, and environmental research; and to update research facilities and equipment available for this type of research.	Research and S & PF
	7 USC 2250	Department of Agriculture Organic Act of 1944	Provides authority to erect, alter, and repair buildings necessary to carry out authorized work.	All

Public Law Citation	USC reference	Title of the Act or Affected Programs	Summary of Authority	Programs Affected
<u>Expires</u>		In-Kind Match for Senior Program	The Forest Service is currently partnering with 8 Senior Community Service Employment Program (SCSEP) National Grantees to host approximately 1,000 positions on National Forests. The FS began hosting the participants in 2006 after it discontinued operating the SCSEP as a National Grantee. As required by the Older Americans Act (section 502(c)), the National Grantees are to provide 10 percent each year to the cost of operating the SCSEP projects. This can be in the form of cash or an in-kind contribution, and it must be from a non-federal source. The language in the FS appropriations bill allows the agency's appropriations be counted as a non-federal in-kind match to the operation of the program. The National Grantees count the supervision provided to the SCSEP participants as their in-kind contribution, therefore, this allows them to count the cost of salaries of FS staff who supervise their participants.	
P.L. 105-277 Sec. 323, P.L. 111-11 Sec. 3001	16 USC 1011 note	Watershed Restoration and Enhancement Agreements	appropriations for the Forest Service may be used by the Secretary of Agriculture for the purpose of entering into cooperative agreements with willing Federal, tribal, State and local governments, private and nonprofit entities and landowners for the protection, restoration and enhancement of fish and wildlife habitat, and other resources on public or private land, the reduction of risk from natural disaster where public safety is threatened, or a combination thereof or both that benefit these resources within the watershed.	All
	16 U.S.C. 1600	Forest and Rangeland Renewable Resources Planning Act of 1974	long-range planning by the US Forest Service to ensure the future supply of forest resources while maintaining a quality environment. RPA requires that a renewable resource assessment and a Forest Service plan be prepared every ten and five years, respectively, to plan and prepare for the future of natural resources.	

Public Law Citation	USC reference	Title of the Act or Affected Programs	Summary of Authority	Programs Affected
<u>Expires</u>	7 U.S.C 3291	Food and Agriculture Act of 1977	Authorizes the Secretary of Agriculture to engage in international agricultural research and extension, including to " ... assist the Agency for International Development with agricultural research and extension programs in developing countries".	International Programs

Public Law Citation	USC reference	Title of the Act or Affected Programs	Summary of Authority	Programs Affected
<u>Expires</u>				
P.L. 101-624	(16 USC 2106; 7 USC 6601; 7 USC 6611-6617)	Food, Agriculture, Conservation, and Trade Act of 1990	<p>(Title XII, Subtitle B, Chapter 2, section 1241 (Research and Utilization), section 1244 (Forest Land Protection), Subtitle C (America the Beautiful Act of 1990), Subtitle D (Miscellaneous Provisions); and Title XXIII, Subtitle G, chapter 2 (National Forest-Dependent Rural Communities Economic Diversification Act of 1990, amended by Pub. L. 103-115, which changes the definition of rural communities for eligibility for economic recovery).)</p> <p>a. Section 1241 authorizes the Modern Timber Bridge Initiative, with an authorization of \$5,000,000 annually.</p> <p>b. Section 1271 authorizes assistance to landowners who suffer destruction of 35 percent or more of a commercial tree stand due to damaging weather, related condition, or wildfire (16 U.S.C. 2106a).</p> <p>c. Section 2371 authorizes the establishment of and economic development and global marketing program (7 U.S.C 6601). Activities include: (1) transfer technologies to natural resource-based industries in the United States to make such industries more efficient, productive, and competitive; (2) assist businesses to identify global marketing opportunities, conduct business on and international basis, and market themselves more effectively; and (3) train local leaders in strategic community economic development. The Healthy Forest Initiative amended section 2371 of the Food, Agriculture, Conservation, and Trade Act of 1990 (7 U.S.C. 6601) by adding a new program called, "Rural Revitalization Technologies" which provides for the accelerated adoption of technologies using biomass and small-diameter materials; creates community-based enterprises through marketing activities and demonstration projects; and establishes small-scale business enterprises to make use of biomass and small-diameter materials.</p> <p>d. Sections 2372-2379 authorize assistance to rural communities in or near national forests; establishment of rural forestry and economic diversification action teams; and loans to economically disadvantaged rural communities (7 U.S.C. 6611-6617). Section 2379 authorizes appropriations of an amount not to exceed 5 percent of receipts from sales of timber and other forest products and user fees, plus additional sums as necessary, as provided in appropriations acts.</p>	S&PF

Public Law Citation	USC reference	Title of the Act or Affected Programs	Summary of Authority	Programs Affected
<u>Expires</u>				
P.L. 108-148		Healthy Forests and Restoration Act of 2003	This Act improves the capacity of the Secretary of Agriculture to conduct hazardous fuels reduction projects on National Forest System lands aimed at protecting communities, watersheds, and certain other at-risk lands from catastrophic wildfire, to enhance efforts to protect watersheds and address threats to forest and rangeland health, including catastrophic wildfire.	S&PF
P.L. 108-7 and 108-108		Consolidated Appropriations Resolution FY 2003 and Subsequent	(Title II) This Resolution authorizes financial, technical, and related assistance for States for management of invasive or noxious plants on non-Federal lands (117 Stat. 250), and for restoration and rehabilitation of National Forest System lands damaged by forest pests and pathogens (insects and diseases). Also, authorizes the use of Forest Service funds for interactions with and providing technical assistance to rural communities for sustainable rural development purposes (117 Stat. 256).	S&PF
P.L. 106-506		Lake Tahoe Restoration Act	This Act enables the Forest Service to plan an implement environmental restoration activities and forest management activities in the Lake Tahoe Basin, along with other Federal, State, local, regional, tribal, and private entities to improve water quality. Water quality activities can occur on Federal lands as well as erosions and sediment control projects on non-Federal lands if the projects benefit the Federal land. General categories of activities include: erosion and sediment control; acquisition of environmentally sensitive land from willing sellers; wildfire risk reduction; cleaning up hydrocarbon contamination; and management of vehicular parking and traffic in the Lake Tahoe Basin Management Unit.	S&PF

Public Law Citation	USC reference	Title of the Act or Affected Programs	Summary of Authority	Programs Affected
				<u>Expires</u>
P.L. 102-381		Department of the Interior and Related Agencies Appropriations Act of 1993	Starting in FY 1993, the Administrative or General Provisions language allows employees to interact with and provide technical assistance to rural communities for sustainable rural development outside the boundaries of National Forest System lands.	S&PF
P.L. 102-574	16 USC 4505a, 4503	Hawaii Tropical Forestry Recovery Act of 1992	This act grant authorities to the Secretary of Agriculture to treat invasive plants on Federal and non-Federal ownerships in Hawaii and in tropical forests on Federal lands in other States.	S&PF, International Forestry
P.L. 104-208		Omnibus Consolidated Appropriations Act, 1997	This Act authorized emergency appropriations for watershed and flood prevention and emergency conservation programs required for disaster recovery from hurricanes Fran and Hortense.	NFS
P.L. 093-378	16 USC 1601	Forest and Rangeland Renewable Resources Planning Act of 1974, as amended	Requires preparation of a renewable resource assessment, program plans, inventories, and budget request, and update every 10 years; such sums as appropriated; no expiration date.	All

Public Law Citation	USC reference	Title of the Act or Affected Programs	Summary of Authority	Programs Affected
	16 USC 555	Act of March 3, 1925, as amended	This Act authorizes the purchase of land for administrative sites when no suitable Government land is available. Appropriated funds must be available for the purpose for which the land is to be used. This authority is subject to an annual, service-wide limitation of \$50,000.	NFS
P. L. 94-588	16 USC 472a(i)	National Forest Management Act of 1976	Amends Forest and Rangeland Renewable Resources Planning Act of 1974 and provides authority and requirements for the sale of timber on the National Forest System	NFS
P.L. 100-446		Department of the Interior and Related Agencies Appropriations Act	These appropriation acts established the Rural Development Program. The program is listed in the Catalog of federal Domestic Assistance, No. 10.672, Rural Development, Forestry and Communities	

Public Law Citation	USC reference	Title of the Act or Affected Programs	Summary of Authority	Programs Affected
<u>Expires</u>				
P.L. 099-663	16 USC 544	Columbia River Gorge National Scenic Area Act of November 17, 1986	<p>Establishes the Columbia River Gorge National Scenic Area in Washington and Oregon. Designates special management and urban areas within such scenic area. Permits minor revisions in such areas, as specified. Directs the Secretary to administer the Federal lands within the special management areas according to forest and multiple-use management regulations applicable to the national forests. Requires the Secretary to develop land use designations within such areas within three years, a resource inventory within one year, and a recreation assessment within two years. Authorizes the Secretary to acquire non-Federal lands within such special management areas. Requires the Secretary to report periodically to the appropriate congressional committee on the status of land acquisitions. Limits the use of eminent domain in acquiring such lands. Authorizes the Secretary to make grants to each State for grants and loans for economic development in counties which have adopted conforming land use ordinances. Sets forth other terms and restrictions. Directs the Secretary to provide technical assistance to counties to develop land use ordinances under this Act. Sets forth terms and restrictions on the provision of such assistance. Allocates timber receipts from special management area funds. Directs the Secretary to make payments to local governments to compensate for lost real property taxes from federally acquired lands. Sets forth limitations on other Federal expenditures in such area.</p>	S&PF, NFS
P.L. 099-198	16 USC 3842	Food Security Act of 1985	<p>A bill to extend and revise agricultural price support and related programs, to provide for agricultural export, resource conservation, farm credit, and agricultural research and related programs, to continue food assistance to low-income persons, to ensure consumers an abundance of food and fiber at reasonable prices, and for other purposes.</p>	All

Public Law Citation	USC reference	Title of the Act or Affected Programs	Summary of Authority	Programs Affected
<u>Expires</u>				
P.L. 096-586		Burton-Santini Lake Tahoe Basin Act of December 23, 1980	Section 2(g) of this Act authorizes payments to localities for water pollution control, soil erosion mitigation, or land acquisition by local government authorities within the Lake Tahoe Basin. Authorization is 15 percent of the Land and Water Conservation Fund appropriation in accordance with section 3 of the Act for Lake Tahoe Basin land acquisitions each year. This authority expires when all Clark County, Nevada, land specified in the Act is sold by the U.S. Department of the Interior, Bureau of Land Management.	S&PF

Public Law Citation	USC reference	Title of the Act or Affected Programs	Summary of Authority	Programs Affected
<u>Expires</u>	16 USC 2101-2114	Cooperative Forestry Assistance Act of 1978, as amended	<p>a. Authorizes cooperation and assistance to non-Federal forest landowners and communities in rural forest management, urban and community forest management, production of timber and other forest resources, insect and disease control, rural fire prevention and control, forest management and planning assistance, and technology implementation (sec. 3 of the Act).</p> <p>c. Establishes a forest stewardship program to assist nonindustrial private forest landowners to more actively manage their forest resources by utilizing the services of existing professional expertise and assistance programs; including assistance to State foresters for this purpose; authorizes \$25,000,000 annually for fiscal years 1991 through 1995, and such sums as necessary thereafter (16 U.S.C. 2103b) (sec. 5 of the Act).</p> <p>d. Establishes a forest legacy program and the acquisition of land, including conservation easements and rights of public access, to ascertain and protect environmentally important forest areas threatened by conversion to nonforest uses. Pub. L. 104-127 amended the Cooperative Forestry Assistance Act by authorizing grants to States (16 U.S.C. 2103c) (sec. 7 of the Act).</p> <p>e. Authorizes a forest health protection program to protect trees and forests from insect infestations, diseases, and man-made stresses; directly on National Forest System lands and in cooperation with others on other lands in the United States. This work includes monitoring the health of forest lands of the United States. Also, authorizes cost share assistance to States, subdivisions of States, or other entities on non-Federal lands, to implement an integrated pest management strategy; authorizes \$10,000,000 for integrated pest management, and such sums as may be necessary for other activities (16 U.S.C. 2104) (sec. 8 of the Act).</p> <p>f. Authorizes an urban and community forest resources education and technical assistance program; a competitive challenge cost-share program for urban and community forestry projects; a Forestry Advisory Council (NUCFAC); and an urban and community tree planting and forest management program; authorizes \$30,000,000 a year from 1991 to 1995, and such sums as may be necessary thereafter (16 U.S.C. 2105) (sec. 9 of the Act).</p> <p>g. Authorizes financial, technical, and related assistance to State Foresters and through them to other agencies and individuals, including rural volunteer fire departments, to conduct preparedness and mobilization activities; authorizes \$70,000,000 annually (16 U.S.C. 2106) (sec. 10 of the Act).</p> <p>h. Authorizes cooperative management with State Foresters and equivalent State officials related to wildfire threats and establishes the Community and Private Land</p>	S&PF

Public Law Citation	USC reference	Title of the Act or Affected Programs	Summary of Authority	Programs Affected
<u>Expires</u>			Fire Assistance Program; authorizes \$35,000,000 for each of fiscal years 2002 through 2007, and such sums as may be necessary thereafter (16 U.S.C. 2106c) (sec. 10a of the Act). i. Authorizes management assistance, planning assistance, and technology implementation with State Foresters or equivalent State officials (16 U.S.C. 2107) (sec. 11 of the Act). j. Authorizes consolidated payments to State Foresters (16 U.S.C. 2108) (sec.12 of the Act). k. Authorizes Federal and State coordinating committees to advise on State and private forestry issues (16 U.S.C. 2113)	
	30 USC 22 and 28	U.S. Mining Laws Act of May 10, 1872, as amended	This Act governs mining activities for valuable minerals on public domain lands.	All
P.L. 101-513		International Forestry Cooperation Act of 1990	(Title VI) a. Authorize support (including cooperation, and financial and technical assistance without reimbursement) for international forestry and related natural resource activities outside the United States and its territories and possessions with a focus on those countries that could have a substantial impact on emissions of greenhouse gases related to global warming. b. Authorize support of the Tropical Forestry Action Plan and activities specifically addressing tropical deforestation and degradation. c. Authorize the Institutes of Tropical Forestry in Puerto Rico and in the Pacific Islands. d. Authorizes appropriations for Office of International Forestry through 2012	S&PF, International Forestry

Public Law Citation	USC reference	Title of the Act or Affected Programs	Summary of Authority	Programs Affected
<u>Expires</u>		Comptroller General Decision B-215842, dated June 25, 1986, (65 Comp.Gen.666)	In accordance with this Comptroller General Decision , Job Corps reimbursable authority is restricted to the activities of collections from non-students for meals in the students' dining hall and collections from students for lost and/or damaged tools and clothing.	
	16 USC 501	Act of March 4, 1913, as amended	This Act, commonly known as "Ten-percent Roads and Trails", authorizes 10 percent of all moneys received from the national forests during each fiscal year shall be available to be expended for the construction and maintenance of roads and trails within the national forests in the States from which such proceeds are derived. Annual appropriation Acts have amended this Act to allow the Secretary of Agriculture to expend funds without regard to the State in which the amounts were derived.	NFS
	16 USC 579c	Restoration of National Forest Lands and Improvements Act	Any moneys received by the United States with respect to lands under the administration of the Forest Service (a) as a result of the forfeiture of a bond or deposit by a permittee or timber purchaser for failure to complete performance of improvement, protection, or rehabilitation work required under the permit or timber sale contract or (b) as a result of a judgment, compromise, or settlement of any claim, involving present or potential damage to lands or improvements, shall be deposited into the Treasury and are hereby appropriated and made available until expended to cover the cost to the United States of any improvement, protection, or rehabilitation work on lands under the administration of the Forest Service rendered necessary by the action which led to the forfeiture, judgment, compromise, or settlement: Provided, That any portion of the moneys so received in excess of the amount expended in performing the work necessitated by the action which led to their receipt shall be transferred to miscellaneous receipts.	

Public Law Citation	USC reference	Title of the Act or Affected Programs	Summary of Authority	Programs Affected
<u>Expires</u>				
	5 USC 5911	Forest Service Quarters Operations and Maintenance	This Act authorizes the collection of rental income from employees living in government residences. Such rents and charges shall be deposited in a special Treasury fund, to remain available for obligation until expended, for maintenance and operation of quarters.	
	16 USC 580p-3	The Woodsy Owl Act	This Act authorizes the Secretary of Agriculture to deposit all use or royalty fees collected for the manufacture, reproduction, or use of the name or character "Woodsy Owl" and the associated slogan, "Give a Hoot, Don't Pollute". The Secretary shall deposit all fees revenue into a special Treasury account, to be available for obligation and expenditure for the purpose of furthering the "Woodsy Owl" campaign to promote the wise use of the environment and programs which foster maintenance and improvement of environmental quality.	
	16 USC 580p-2	The Smokey Bear Act	This Act authorizes the Secretary of Agriculture to deposit all fees collected under regulations promulgated by the Secretary relating to "Smokey Bear", into a special Treasury account to be available to further the nationwide forest fire prevention campaign. Most fees deposited under this Act are royalty fees from Smokey Bear character-licensing collection agreements with merchandisers.	

Public Law Citation	USC reference	Title of the Act or Affected Programs	Summary of Authority	Programs Affected
<u>Expires</u>				
	16 USC 490	The Brush Disposal Act of August 11, 1916, as amended	This Act authorizes the Secretary of Agriculture to require purchasers of national forest timber to deposit the estimated cost to dispose of brush and other debris resulting from their cutting operations.	
	7 USC 1012	Title III of the Bankhead-Jones Farm Tenant Act of July 22, 1937, as amended	This Act authorizes annual payments on a calendar year basis to counties, equal to 25 percent of net revenues received during the year (excluding receipts from the sale of land). Counties shall use these payments for schools and/or roads. This Act pertains primarily to national grasslands and land utilization projects.	
	16 USC 471h	The Act of July 4, 1968	This Act authorizes the Secretary of Agriculture to cooperate with, and receive the cooperation of, public and private agencies and organizations and individuals in the development, administration, and operation of the Cradle of Forestry in western North Carolina. The Secretary of Agriculture is authorized to accept contributions and gifts to further the purposes of the Act.	
	16 USC 500	The Act of May 23, 1908, as amended	This Act, commonly known as "Payments to States", authorizes annual payments on a fiscal year basis to States equal to 25 percent of revenues from the sale of goods and services by the national forests. States shall use these payments for schools and roads.	

Public Law Citation	USC reference	Title of the Act or Affected Programs	Summary of Authority	Programs Affected
	16 USC 4601-6a	The Land and Water Conservation Fund Act of 1965, as amended	This Act authorizes the Forest Service to collect recreation user fees, deposit those fees in a special Treasury fund to be available for obligation until expended.	
P.L. 109-58		Energy Policy Act of 2005	This Act authorizes Bureau of Land Management (BLM) to use a portion of receipts collected from mineral lease rentals to finance the Pilot Project activities at seven offices: Rawlins and Buffalo, WY; and Miles City, MT; Farmington and Carlsbad, NM; Grand Junction/Glenwood Springs, Co; and Vernal, UT.	
	23 USC 120, 125, 205	The Federal Highway Act, as amended	This Act establishes the Federal Highway Trust Fund, managed by the Department of Transportation. Federal highway construction, maintenance, and other projects defined in the Act are financed from the Federal Highway Trust Fund. The Department of Transportation transfers these monies to the Forest Service for highway projects pertinent to National Forest System lands.	
P.L. 109-148		Healthy Forests Restoration Act of 2003	This Act improves the capacity of the Secretary of Agriculture to conduct hazardous fuels reduction projects on National Forest System lands aimed at protecting communities, watersheds, and certain other at-risk lands from catastrophic wildfire, to enhance efforts to protect watersheds and address threats to forest and rangeland health, including catastrophic wildfire.	All

Public Law Citation	USC reference	Title of the Act or Affected Programs	Summary of Authority	Programs Affected
<u>Expires</u>				
	16 USC 460111	The Land Between the Lakes Protection Act of 1998	This Act transferred responsibility for the Land Between the Lakes National Recreation Area from the Tennessee Valley Authority to the Secretary of Agriculture, to be managed as a unit of the National Forest System. The Act established the Land Between the Lakes Advisory Board and the Land Between the Lakes Trust Fund. The Act's provisions give investment authority to the Forest Service for the trust fund balance.	
	7 USC 2269	The Act of October 10, 1978	This Act authorizes agencies within the U.S. Department of Agriculture to accept donations for non-research activities.	
	16 USC 1606a	The Act of October 14, 1980, as amended	This Act establishes the Reforestation Trust Fund which receives monetary resources through an annual warrant from Treasury, of monies received for certain customs duties and tariffs. The trust fund balance is available for reforestation and other "treatment of acreage." The Act's provisions give investment authority to the Forest Service for the trust fund balance.	
P.L. 110-161		Consolidated Appropriations Act, 2008	This Act authorized a major, new strategic effort to repair roads and trails in environmentally sensitive areas, roads and trails damaged by recent storms, and roads which may harm community water systems.	NFS

Public Law Citation	USC reference	Title of the Act or Affected Programs	Summary of Authority	Programs Affected
<u>Expires</u>				
	16 USC 577g	The Act of June 22, 1948, as amended	This Act, commonly known as “Payments to Minnesota Counties”, authorizes annual payments on a fiscal year basis to the State of Minnesota from any national forest receipts not otherwise appropriated, an amount equivalent to three-quarters of 1 percent of the fair appraised value of certain national forest lands specified in the Act, situated in three Minnesota counties (sec. 61.2). Payments under the Act of May 23, 1908 (sec. 60.1, para. 1), shall not be applicable to the national forest land to which this Act applies.	
	16 USC 1271-1287	Federal Water Project Recreation Act, 1965, as amended	The Act has provided up to 50 percent of the costs of recreation facility development at certain reservoirs when a non-Federal entity entered into an agreement to provide the remaining development funds; to pay all of the costs of operations, maintenance, and replacement (OM&R); and to manage the area for public recreational use. For reservoirs constructed before 1965, the Federal contribution for the development of recreation facilities was limited to \$100,000 for each reservoir.	
P.L. 094-580		Resource Conservation and Recovery Act (RCRA)	An Act to provide technical and financial assistance for the development of management plans and facilities for the recovery of energy and other resources from discarded materials and for the safe disposal of discarded materials, and to regulate the management of hazardous waste. RCRA was last reauthorized by the Hazardous and Solid Waste Amendments of 1984. The amendments set deadlines for permit issuance, prohibited the land disposal of many types of hazardous waste without prior treatment, required the use of specific technologies at land disposal facilities, and established a new program regulating underground storage tanks. The authorization for appropriations under this Act expired September 30, 1988, but funding for the Environmental Protection Agency's programs in this area has continued; the Act's other authorities do not expire.	

Public Law Citation	USC reference	Title of the Act or Affected Programs	Summary of Authority	Programs Affected
<u>Expires</u>	26 USC 4611-4682	Comprehensive Environmental Response, Compensation and Liability Act of 1980	The 1980 statute authorized, through 1985, the collection of taxes on crude oil and petroleum products, certain chemicals, and hazardous wastes. It also established liability to the U.S. Government for damage to natural resources over which the U.S. has sovereign rights [42 U.S.C. 9607(f)(1)] and requires the President to designate Federal officials to act as trustees for natural resources. Use of Superfund monies to conduct natural resource damage assessments was provided in section 11(c)(1) [42 U.S.C. 9611 (c)(1)].	
P.L. 103-66		Omnibus Budget Reconciliation Act of 1993	This Act authorizes the Forest Service to retain 15 percent of certain recreation receipts to defray the costs of collecting those receipts.	
	16 USC 539d	Tongass Timber Reform Act of 1990	This Act established the Tongass Timber Supply Fund with related appropriations to finance the consistent supply of saw timber from the Tongass National Forest to meet the annual market demand as defined in the Act and to use wood products which might otherwise not be utilized.	
		Office of General Counsel Opinion dated December 13, 2002	This opinion states that timber sales under the Timber Pipeline Restoration program must use sales receipts for payments to States before net receipts are deposited into the Timber Sale Pipeline Restoration Fund.	

Public Law Citation	USC reference	Title of the Act or Affected Programs	Summary of Authority	Programs Affected
<p><u>Expires</u> P.L. 104-19</p>		<p>Fiscal Year 1995 Supplemental Appropriations for Disaster Assistance</p>	<p>Section 2001(k) of this Act released certain timber sales that had been suspended legally for various environmental reasons. These timber sales are referred to as first generation sales under the Timber Sale Pipeline Restoration program.</p>	
	16 USC 4601	<p>Land and Water Conservation Fund Act</p>	<p>This Act regulates admission and special recreation user fees at certain recreational areas and establishes a fund to subsidize state and federal acquisition of lands and waters for recreational and conservation purposes.</p>	
	16 USC 472a	<p>The National Forest Management Act of 1976</p>	<p>Purchasers of salvage timber harvests shall deposit the timber sale price in a designated Treasury fund from which money is available for obligation until expended.</p>	
	16 USC 498	<p>Cooperative Funds Act of June 30, 1914</p>	<p>The Act grants Federal Agencies to maintain wildland fire protection organizations for the protection of federal lands and for the States to assist local fire departments in maintaining wildland fire protection resources for the protection of State and privately owned lands. Structure and dump fire protection, which are the responsibility of local fire departments, are independent of this agreement.</p>	

Public Law Citation	USC reference	Title of the Act or Affected Programs	Summary of Authority	Programs Affected
<u>Expires</u>				
	16 USC 539d	The Alaska National Interest Lands Conservation Act of 1980	This Act authorized that receipts from oil, gas, timber, coal, and other natural resources collected by the Departments of Agriculture and the Interior were available to prepare, offer, and administer the timber sale program on the Tongass National Forest.	
	102 Stat. 1809	Resource Management Timber Receipts	Annual appropriations acts in the 1980's authorized retention of excess timber receipts for national forest system programs.	
P.L. 106-206		Commercial Filming	The Act of May 26, 2000 (Pub. L. 106-206) authorizes retention of fees collected for commercial filming and photography land use authorizations and the obligation of the monies for the maintenance of the filming site.	
	16 USC 698v	The Valles Caldera Preservation Act of 2000	This Act authorizes establishment of the Valles Caldera Fund.	

Public Law Citation	USC reference	Title of the Act or Affected Programs	Summary of Authority	Programs Affected
<u>Expires</u>				
	16 USC 1650	Hardwood Technology Transfer and Applied Research	This Act establishes the Institute of Hardwood Technology Transfer and Applied Research in Princeton, West Virginia, previously named the Robert C. Byrd Hardwood Technology Center in West Virginia. Certain revenues shall be deposited into a special Treasury fund to be available for obligation until expended.	
	16 USC 460111-1	Land Between the Lakes Protection Act of 1998	This Act authorizes the Forest Service to retain certain recreation revenue receipts from the Land Between the Lakes National Recreation Area, to be deposited into a special Treasury fund to be available for obligation until expended.	
P.L. 100-638		The Act of November 8, 1968	This Act establishes the “Quinault Special Management Area” from part of the Olympic National Forest, and assigns responsibility to the Forest Service for managing its natural resources and distributing proceeds from the sale of forest products according to provisions of the Act.	
	16 USC 1609	The Illinois Land Conservation Act of 1995	This Act authorizes the conversion of Joliet Army Ammunition Plant to the Midewin National Tallgrass Prairie. Further, certain revenue receipts from the Midewin National Tallgrass Prairie are authorized for deposit into a special Treasury fund to be available for obligation until expended.	

Public Law Citation	USC reference	Title of the Act or Affected Programs	Summary of Authority	Programs Affected
<u>Expires</u>	16 USC 693d	The Act of June 6, 1968	This Act authorizes the Secretary of Agriculture to cooperate with, and receive the cooperation of, public and private agencies and organizations and individuals in the development, administration, and operation of the Robert S. Kerr Memorial Arboretum and Nature Center in the Ouachita National Forest in Arkansas. The Secretary of Agriculture is authorized to accept contributions and gifts to further the purposes of the Act.	
	112 Stat. 297-298 Section 343	Fiscal Year 1999 Appropriations Act	The Act authorizes the Secretary of Agriculture to manage and operate the Institute of Hardwood Technology Transfer and Applied Research (Institute), to generate revenues, and to accept gifts and donations that further the goals of the Institute as stated in the Act.	
	16 USC 1241-1251	National Trails System Act of 1968, as amended	Sections 7 and 10 provide the authority for land acquisition, exchange, and donation for inclusion in the National Trails System.	NFS

Public Law Citation	USC reference	Title of the Act or Affected Programs	Summary of Authority	Programs Affected
<u>Expires</u>				
H.R. 2466		Mississippi National Forest Improvement Act of 1999	Authorizes the Secretary of Agriculture to sell or exchange U.S. right, title, and interest in and to specified lands in Mississippi. Makes proceeds from such sales or exchanges available for: (1) the construction of a research laboratory and office at the Forest Service administrative site at Mississippi State University at Starkville, Mississippi; (2) the acquisition, construction, or improvement of administrative facilities in connection with National Forest System units in the State; and (3) the acquisition of lands and interests in land for such units in the State.	NFS
P.L. 105-282		Rogue River Conveyance and Improvement Act	This Act authorizes the Secretary of Agriculture to convey the administrative site for the Rogue River National Forest and use the proceeds for the construction or improvement of offices and support buildings for the Rogue River National Forest and the Bureau of Land Management.	NFS
P.L. 105-171		Virginia Land Conveyance and Improvement Act	This Act authorizes the Secretary of Agriculture to sell or exchange all or part of certain administrative sites and other lands in the George Washington National Forest and the Jefferson National Forest, and to use the value derived there from to acquire a replacement site and to construct on the site suitable improvements for national forest administrative purposes.	NFS

Public Law Citation	USC reference	Title of the Act or Affected Programs	Summary of Authority	Programs Affected
<u>Expires</u>	16 USC 544g	Columbia River Gorge National Scenic Area Act of 1986	Sections 9 and 16a of the Act authorizes land acquisition within the Columbia River Gorge National Scenic Area.	NFS
P.L. 096-586		Burton-Santini Lake Tahoe Basin Act of December 23, 1980	Authorizes the Secretary of Agriculture, with the concurrence of the Tahoe Regional Planning Agency, to acquire specified unimproved, environmentally sensitive land to be administered as part of the United States National Forest System or, if unsuitable for administration as such, to be transferred to a unit of State or local government with specified restrictions. Permits the acquisition of specified portions of the Lake Tahoe Basin.	NFS
P.L. 095-495		Boundary Waters Canoe Area Wilderness Act of 1978	Authorizes funding to acquire land and water within the designated wilderness. Also, see Act of June 22, 1948, as amended (16 U.S.C. 577h), cited in paragraph 3.	NFS
	7 USC 2269	Act of October 10, 1978	This Act authorizes the acceptance of donations of land or interests in land.	NFS

Public Law Citation	USC reference	Title of the Act or Affected Programs	Summary of Authority	Programs Affected
<u>Expires</u>				
	16 USC 1643	The Act of June 30, 1978	This Act authorizes the acceptance and use of donated funds for research activities.	
	16 USC 1534	Endangered Species Act of 1973	Sections 5 and 15 authorize the acquisition of land to protect threatened and endangered species	NFS
P.L. 106-329		Black Hills National Forest and Rocky Mountain Research Station Improvement Act	To authorize the Secretary of Agriculture to sell or exchange all or part of certain administrative sites and other land in the Black Hills National Forest and to use funds derived from the sale or exchange to acquire replacement sites and to acquire or construct administrative improvements in connection with the Black Hills National Forest.	NFS
	16 USC 1277	Wild and Scenic Rivers Act of 1968, as amended	Sections 6 and 16 authorize land acquisition, exchange, and donation of land for inclusion in the Wild and Scenic River System.	NFS

Public Law Citation	USC reference	Title of the Act or Affected Programs	Summary of Authority	Programs Affected
				<u>Expires</u>
	16 USC 4601, section 4-11	Land and Water Conservation Fund Act of September 3, 1964, as amended	This Act provides for deposit of funds for the acquisition of lands and interests for recreation, threatened and endangered species habitat, preservation of wetlands, and other purposes.	NFS
	16 USC 1131-1136	Wilderness Act of 1964, as amended	Sections 5 and 6 provide authority for acquisition, exchange, and donation of land for inclusion in the Wilderness System.	NFS
	7 USC 428a	Department of Agriculture Organic Act of 1956	This Act authorizes the acquisition of land by purchase, exchange, or other means, to carry out authorized work, provided that provision is made in applicable appropriations. This is one of the primary authorities for acquisition of lands with Land and Water Conservation Fund moneys.	NFS
	16 USC 577h	Act of June 22, 1948, as amended	This Act authorizes appropriations for purchase and condemnation of lands in northern Minnesota	NFS

Public Law Citation	USC reference	Title of the Act or Affected Programs	Summary of Authority	Programs Affected
<u>Expires</u>				
		Executive Order 12580, January 23, 1987	Entitles "Superfund Implementation" that delegates to a number of Federal departments and agencies the authority and responsibility to implement certain provisions of CERCLA. The policies and procedures for implementing these provisions (e.g., carrying out response actions and fulfilling natural resource trusteeship responsibilities) are spelled out in the NCP.	
	16 USC 516, 521b	Weeks Act of 1911, as amended	Sections 1 and 2 authorize land acquisition for watershed protection and timber production. This is one of the primary authorities for land acquisition with Land and Water Conservation Fund moneys.	NFS
	16 USC 1132	Eastern Wilderness Act of 1975	Sections 6 and 9 authorize the acquisition, exchange, and donation of land for inclusion in the Eastern Wilderness system.	NFS
	42 USC 1856a-d	Fire Protection Agreements - Mutual Aid - Agencies	Authorizes agreements between agencies of the United States Government and other domestic agencies, including State and local entities and instrumentalities for mutual aid in fire protection.	

Public Law Citation	USC reference	Title of the Act or Affected Programs	Summary of Authority	Programs Affected
<u>Expires</u>				
	16 USC 532-537	The Roads and Trails Act of October 13, 1964	This Act authorizes the construction of roads using cooperative financing from other agencies.	
	16 USC 572	Granger-Thye Act of April 24, 1950	This Act authorizes cooperation with other parties to perform work for permittees, agencies, organizations, and persons for work that the Forest Service is authorized to do, on lands of the United States.	All
	16 USC 498	The Act of June 30, 1914	This Act authorizes the acceptance of contributions for cooperative work in forest investigations, protection, management, and improvement of the National Forest System.	
	16 USC 576-576b	Knutson-Vandenberg Act of June 9, 1930, as amended	This Act authorizes the use of collections from timber sale purchases for sale area improvement work, and for work anywhere within the region where the timber sale occurred.	

Public Law Citation	USC reference	Title of the Act or Affected Programs	Summary of Authority	Programs Affected
<u>Expires</u>				
P.L. 108-148		Healthy Forests Restoration Act of 2003	An act to improve the capacity of the Secretary of Agriculture and the Secretary of the Interior to conduct hazardous fuels reduction projects on National Forest System lands and Bureau of Land Management lands aimed at protecting communities, watersheds, and certain other at-risk lands from catastrophic wildfire, to enhance efforts to protect watersheds and address threats to forest and rangeland health, including catastrophic wildfire, across the landscape, and for other purposes.	
	16 USC 579a	Department of Agriculture Organic Act of 1944, as amended	Authorizes the Forest Service, by contract or otherwise, to provide for procurement and operation of aerial facilities and services for the protection and management of the national forests and other lands administered by the agency.	
P.L. 095-313		Cooperative Funds and Deposits Act	Authorizes cooperation for fire protection for public good and where there is mutual benefit, other than monetary consideration.	
P.L. 109-138		Terry Peak Land Transfer Act of 1999	This Act requires the conveyance of certain National Forest System lands at the Terry Peak Ski Area to the private ski area owners and to utilize the proceeds to acquire more desirable lands for the United States for permanent public use and enjoyment.	NFS

Public Law Citation	USC reference	Title of the Act or Affected Programs	Summary of Authority	Programs Affected
<u>Expires</u> P.L. 101-11		Wildfire Suppression Act	This Act authorizes reciprocal agreements with foreign fire organizations for mutual aid in wildfire protection.	
P.L. 106-291		Boise Laboratory Replacement Act of 2000	Authorizes the Secretary of Agriculture to sell or exchange the Boise (Idaho) laboratory (laboratory) site (as defined by this Act), and use the resultant funds to acquire land and facilities to: (1) co-locate the laboratory with one of the Boise-area State institutions of higher learning; (2) replace other laboratory functions; and (3) acquire other land or interests in Idaho.	NFS
	16 USC 551	Organic Administration Act of 1897, as amended	Directs the Secretary of Agriculture to protect National Forests against destruction by fire and depredations.	
P.L. 108-190		Coconino and Tonto National Forest Land Exchange Act	Directs the Secretary of Agriculture to convey to certain private land owners specified lands in the Tonto National Forest in exchange for the conveyance by such land owners of certain lands adjacent to the Montezuma Castle National Monument and certain lands within the Coconino National Forest. Requires that the values of Federal and non-Federal lands be equalized.	NFS

Public Law Citation	USC reference	Title of the Act or Affected Programs	Summary of Authority	Programs Affected
				<u>Expires</u>
P.L. 108-152		Florida National Forest Land Management Act	Authorizes the Secretary of Agriculture to sell or exchange specified land in Florida. Requires the concurrence of the Secretary of the Air Force with respect to the sale or exchange of certain parcels of such land.	NFS
P.L. 106-526		Bend Pine Nursery Land Conveyance Act	A bill to authorize the Secretary of Agriculture to sell or exchange all or part of certain administrative sites and other National Forest System land in the State of Oregon and use the proceeds derived from the sale or exchange for National Forest System purposes.	NFS
P.L. 106-434		San Bernardino National Forest Land Conveyance and Settlement	To provide for the conveyance of a small parcel of public domain land in the San Bernardino National Forest in the State of California, and for other purposes.	NFS
P.L. 106-458		Arizona National Forest Improvement Act of 2000	A bill to authorize the Secretary of Agriculture to convey certain administrative sites in national forests in the State of Arizona, to convey certain land to the City of Sedona, Arizona for a wastewater treatment facility, and for other purposes.	NFS

Public Law Citation	USC reference	Title of the Act or Affected Programs	Summary of Authority	Programs Affected
<u>Expires</u>				
P.L. 106-330		Texas National Forests Improvement Act of 2000	To authorize the Secretary of Agriculture to convey certain administrative sites for National Forest System lands in the State of Texas, to convey certain National Forest System land to the New Waverly Gulf Coast Trades Center, and for other purposes.	NFS
P.L. 106-393		Community Forest Restoration Act	Extends authorization to make funds available for use on non-Federal lands under State and Private Forestry appropriation	
	16 USC 572a	Granger-Thye Act	Authorizes assistance to perform work on other than Forest Service jurisdictions.	All